

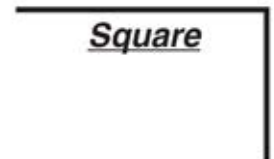
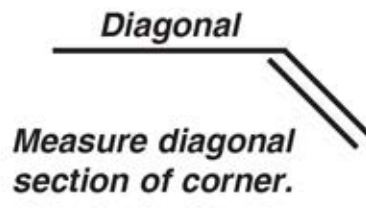
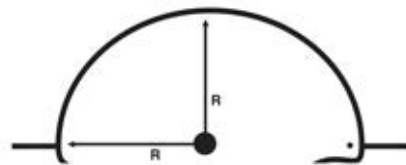
Custom Liner Ordering Tips

- I. Measure every pool before you order a replacement liner. Never assume that the actual dimensions will be what the manufacturer intended. **BE ACCURATE!** Your liner will only be as good as your measurements.
- II. Never order a liner too small to let it “stretch” into the pool. This causes undue stress and may cause a failure not covered by warranty.

III. ON ALL POOLS: Dimensions: $E+F+G+H=B$

Dimensions: $K+J+K=A$

- IV. Rectangle Pool Corners: Note the corners and if radius or diagonal, measure as illustrated.



- V. Ovals - Measure all dimensions A thru K and measure the radius as illustrated.
Note: the radius is generally one-half of the width.

- VI. Grecians - Measure (A) Length of sides of pool
(B) Length of corners of pool
(C) Length of ends of pool
(D) Check bottom of hopper to see if it is: (1) Rectangular
(2) Six-Sided

**** If ordering from outside vendor, full detail of hopper will be needed.**