

20



20

BELGARD
PAVES THE WAY



INTRODUCING COLLECTIONS



62

PAVERS

METROPOLITAN

Catalina Grana® p. 44
Lafitt® Grana Slab p. 46
Moduline Series® p. 48

NATURAL

Agilina™ Plank p. 50
Catalina™ p. 52
Lafitt® Rustic Slab p. 54
Mega-Arbel® Slab p. 55

HERITAGE

Belgian Cobble® p. 57
Mega-Bergerac® p. 58

LEGACY

Appian-Stone® p. 60
Cambridge Cobble® p. 62
City Series p. 64
Clay Paver p. 65
Holland Stone p. 66

Mega-Cambridge® p. 68
Oceanside p. 70
Old World Paver™ p. 71

ENVIRONMENTAL

Aqua Bric® p. 72
Eco Holland p. 73
Turfstone™ p. 74

PORCELAIN

Blue.S p. 76
Glocal p. 77
Haiku p. 78
Lagoon p. 79
NooN p. 80
Quarziti 2.0 p. 82
Rail p. 84
Silverlake p. 86
Verona™ p. 87



92

WALLS

HERITAGE

Castlemanor® p. 90
Weston Stone™ p. 92

LEGACY

Diamond® Series p. 94



102


FIRE FEATURES

NATURAL

Bordeaux™ Series p. 98
Bristol™ Series p. 100

HERITAGE

Brighton™ Series p. 102
Weston Stone™ Fire Pit Kits p. 104
Weston Stone™ Kits p. 105



108

ACCESSORIES

LEGACY

Bullnose® Coping p. 108
Fountainhead Coping p. 109
Oceanside Coping p. 110
Seville® Coping p. 111

PORCELAIN

Unico Step & Coping p. 112
Porcelain Veneer p. 113

6 UNIQUE LOOKS TO FIT ANY STYLE

Introducing Collections by Belgard®, a simple, straightforward way to navigate our product offerings. Sorted by texture, each collection is a sampling of products that look great together no matter the application.

H HERITAGE
Antiqued. Tumbled.

P PORCELAIN
Porcelain products.

N NATURAL
Slate and worn stone.
Sculpted.

L LEGACY
Soft edges. Split face.
Accent pieces.

M METROPOLITAN
Smooth finish. Straight lines.

E ENVIRONMENTAL
Permeable products.





NOTE: Belgard® cannot guarantee printed color swatches will match actual product. All colors shown are approximate representations of the standard product. Actual colors may vary slightly due to batch variances and environmental conditions at time of photography. Actual sizes may vary by region. Please contact your local Belgard representative for accurate samples, availability and pricing.

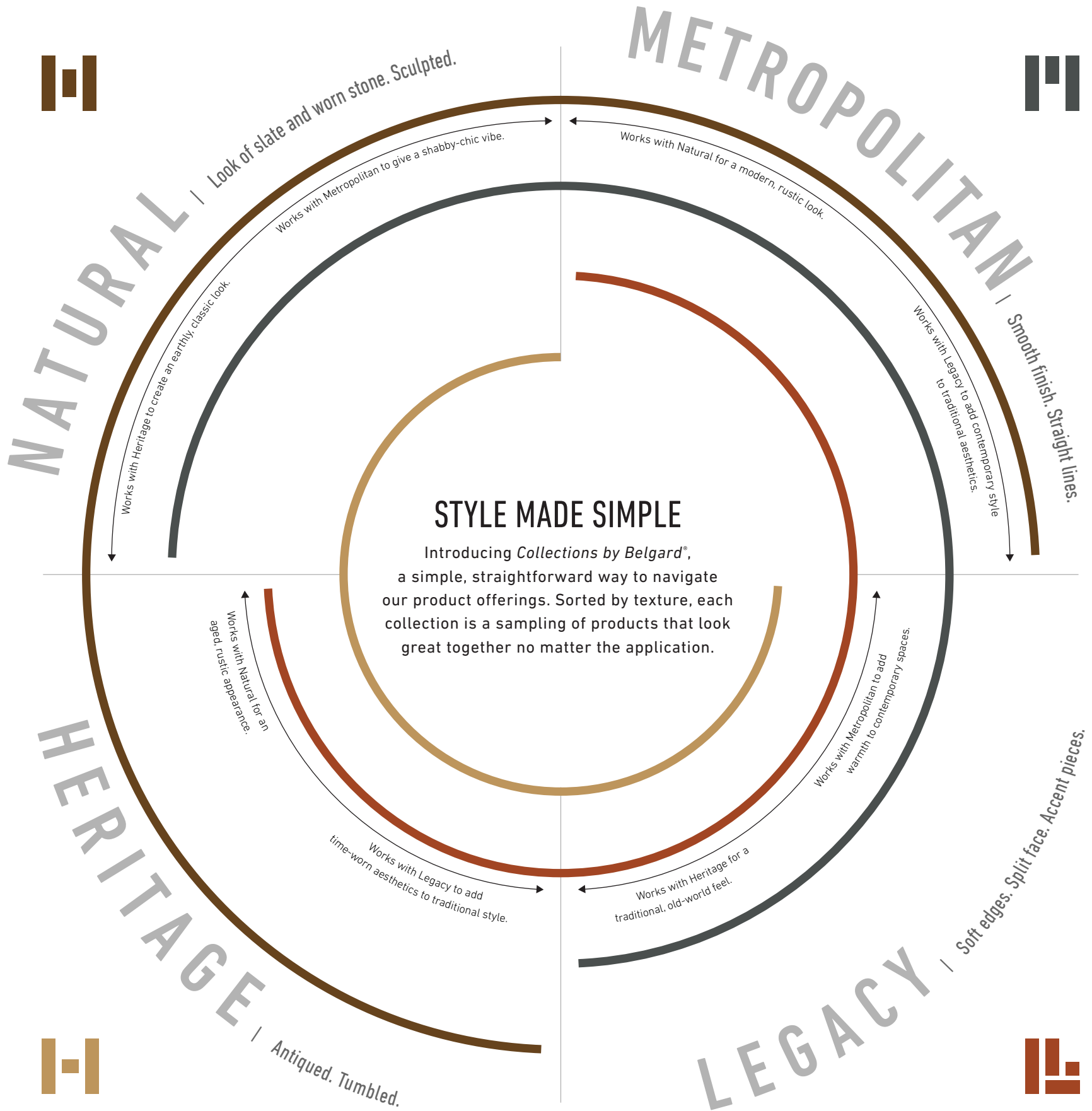
OTHER RESOURCES

Styles and Trends.....	p. 08
Inspiration.....	p. 24
Product Specification.....	p. 118



MIX, MATCH & MORE WITH *COLLECTIONS*







LUXE LIVING



ESCAPE TO YOUR BACKYARD

Today's outdoor spaces are more dynamic than ever, designed to complement the way you live and your aesthetic.


Whether it be a chic lounge area for entertaining, a green-filled hideaway that amplifies your connection with nature, or a clean & minimal space for family fun the Outdoor Roomscape is your gateway to paradise at home.

LEFT: DUBLIN COBBLE
ABOVE: ARDESIE PORCELAIN PAVER



Bring together natural aesthetics with a modern feel. The irregular edge of the plank pavers allows for a modern twist on biophilic design.

PICTURED: MEGA-LAFITT
& MODULINE



SIMPLIFY *to* BEAUTIFY

DO MORE WITH LESS

Design doesn't have to be loud to make a big impact. The "less is more" philosophy sharpens the focus on what really matters in your design.

A backyard with a view needs only two chairs by the fire to complete a rustic design that coincides with nature.

Using a pop of color around your front walkway, like a bright colored door, is a little change that adds big curb appeal.

Keeping landscaping simple not only reduces the amount of time a homeowner spends on yardwork but also places focus on their investment.



RIGHT: LAFITT PAVER
& WESTON STONE FIRE PIT





TOP: CATALINA GRANA
BOTTOM: DIAMOND 9D
 & DUBLIN COBBLE





NATURAL CONNECTION

ENTANGLEMENT WITH NATURE

In the ever-expanding age of technology, many rising trends center on the health benefits of incorporating design elements that help keep us connected with the natural world. This can be done both texturally and by integrating organic elements like water, fire, wood or plant life into the hardscape design.





NATURAL CONNECTION CONTEMPORARY FOCUS

Intertwining the natural and built environments can soften a contemporary look and create a sense of wellbeing.



LEFT: LANDINGS STEP

TOP RIGHT: DIAMOND PRO QUARRIED FACE

L-R: MEGA-ARBEL, CATALINA SLATE
& NOON PORCELAIN PAVER



GREAT *is in the*
DETAILS

A photograph of a stone retaining wall with a garden bed on top. The wall is constructed from large, grey, rectangular stone blocks. The garden bed is filled with various plants, including green shrubs, blue-flowered plants, and tall grasses. Large, smooth, grey rocks are scattered throughout the garden bed. The background is filled with dense green foliage and trees. The text "GREAT is in the DETAILS" is overlaid on the image in a white, sans-serif font. "GREAT" and "DETAILS" are in a larger, bold font, while "is in the" is in a smaller, italicized font.



THIS *or* THAT



SUBTLE CONTRAST Use a monotone color scheme with perpendicular borders.



BOLD CONTRAST Different colors, shapes and sizes make for eye-catching design.




WORK WITH NATURE Follow the landscape and allow for nature to guide you.



MAKE NATURE WORK WITH YOU Decide where you want the natural world to break through.



GO SMOOTH Pick a smooth texture for a modern aesthetic and use color to create contrast.




MIX IT UP Add visual and tactile interest by mixing textures and colors.

PLAY OUTSIDE THE BOX

Outdoor games like croquet and horseshoe have been garden party staples for generations. A contractor brought this entertaining space to life with an oversized chess board.



BELOW: CAMBRIDGE COBBLE





UNIQUELY YOU

IF YOU CAN DREAM
IT, YOU CAN DO IT
WITH BELGARD

Your home is a reflection of your deepest self, where you can be you regardless of what's happening beyond your property line. Make a statement or simply make your space feel more like home with Belgard products and a Belgard Authorized Contractor.



LEFT: CAMBRIDGE COBBLE
& WESTON STONE IN SILEX



INSPIRE

OUTDOOR OASIS DREAM DECK PERFECT PATIO

The primary goal in designing an outdoor living room is to create a space that invites you to spend time outdoors. Whether you enjoy entertaining large groups or prefer an intimate space for curling up with a good book, you bring life outside.

WE'LL PAVE THE WAY

LEFT: WESTON STONE, APPIAN-STONE, BRISTOL FIREPLACE





AN OASIS

BEAUTY
RELAXATION
SERENITY

An inviting outdoor retreat provides a mix of beautiful flora, shady nooks and areas to relax or entertain. Take it a step further with hardscaped pathways or a water feature.

OPPOSITE
LAFITT RUSTIC SLAB

TOP
PORCELAIN VENEER

BOTTOM
MEGA-CAMBRIDGE
BULLNOSE COPING





TOP
QUARZITI 2.0
UNICO STEP
PORCELAIN VENEER

OPPOSITE
APPIAN-STONE
CASTLEMANOR







GRILL SIZZLE SEAR

Whether you're looking to bake restaurant-worthy wood fired pizzas in your own brick oven or just throw some burgers on the grill, Belgard® helps you create an outdoor dining experience for the whole family to enjoy.

OPPOSITE
CUSTOM CASTLEMANOR KITCHEN

TOP
CASTLEMANOR
CAMBRIDGE COBBLE


BOTTOM
BRISTOL BRICK OVEN
WESTON STONE

FIRE UP THE GRILL









OPPOSITE
CASTLEMANOR

ABOVE
CUSTOM WESTON STONE GRILL
WITH BRICK OVEN
MEGA-ARBEL





SET IT IN STONE

TIMELESS STYLISH QUALITY

Belgard® hardscapes elevate your outdoor living space to new heights with colors and styles that are both trending and timeless. Manufactured to last, and backed by our limited lifetime guarantee, your outdoor retreat is made to last.

OPPOSITE
LAFITT RUSTIC SLAB
HOLLAND STONE
CAMBRIDGE COBBLE
WESTON STONE

TOP
CAMBRIDGE COBBLE


BOTTOM
OLD WORLD PAVER
HOLLAND STONE BORDER





TOP
CAMBRIDGE COBBLE

OPPOSITE
CATALINA







FAMILY FRIENDS FUN

When you create an outdoor living room, you can be sure it will not only be filled with life, but with moments that last a lifetime. Whether hosting an impromptu dinner party, inviting the neighbors over, or just spending some quality time with your family, Belgard® is your source for beautiful outdoor designs.

OPPOSITE
BRISTOL FIREPLACE AND WOODBOXES

TOP
CAMBRIDGE COBBLE
WESTON WALL

BOTTOM
CATALINA

TAKE LIFE OUTSIDE










OPPOSITE
LAFITT RUSTIC SLAB
PORCELAIN VENEER

ABOVE
APPIAN-STONE
WESTON STONE FIRE PIT KIT
BULLNOSE COPING



PAVERS



METROPOLITAN

NEW 44
Catalina® Grana

46
Lafitt® Grana Slab

48
Module Series®

NATURAL

50
Agilina™ Plank

52
Catalina™


54
Lafitt®
Rustic Slab

55
Mega-Arbel® Slab

HERITAGE

57
Belgian Cobble®

58
Mega-Bergerac®



LEGEND



METROPOLITAN



NATURAL



HERITAGE



LEGACY



ENVIRONMENTAL



PORCELAIN




PERMEABLE



LEGACY

- 60**
Appian-Stone®
- 62**
Cambridge Cobble®
- 64**
City Series
- 65**
Clay Paver
- 66**
Holland Stone
- 68**
Mega-Cambridge®
- 70**
Oceanside
- 71**
Old World Paver™



ENVIRONMENTAL

- 72**
Aqua Bric®
- 73**
Eco Holland
- 74**
Turfstone™

PORCELAIN


- 76**
Blue.S
- 77**
Glocal
- 78**
Haiku
- 79**
Lagoon
- 80**
NooN
- 82**
Quarziti 2.0
- 84**
Rail
- 86**
Siverlake
- 87**
Verona™

s l a t e
s m o o t h
t u m b l e d




NEW

CATALINA GRANA®



AMARETTO*



NAPOLI*



RIO*



SLATE*



TITANIUM*



MODERN
LINEAR
SMOOTH

3-PIECE TILE | 30MM*



4 x 8 x 1 1/16



8 x 8 x 1 1/16



8 x 12 x 1 1/16

3-PIECE | 60MM



4 x 8 x 2



8 x 8 x 2



8 x 12 x 2

**Swatch represents product color only, not surface texture, dimension or shape.*

**Vehicular use only approved with use of DriBond®*








LAFITT®


GRANA SLAB



AMARETTO




HARVEST BLEND




NAPOLI



RIO



SLATE



TITANIUM

NEW



SMOOTH
SOPHISTICATED
MODULAR




DESIGN TIP


Large format pavers are a perfect complement to any home. Eliminating the border can give it a clean and modern feel.

See the inspiration section (page 24) for more design ideas.

3-PIECE | 50MM

7 $\frac{7}{8}$ x 14 $\frac{7}{8}$ x 214 $\frac{7}{8}$ x 14 $\frac{7}{8}$ x 214 $\frac{7}{8}$ x 22 $\frac{7}{16}$ x 2

Not intended for vehicular use.







SPECIAL
ORDER

MODULINE SERIES®


NEW
NEW



CHARCOAL



CAMEL



WHITE



PEWTER



SLATE



TITANIUM



SLEEK
MODERN
VERSATILE

**Swatch represents product color only, not surface texture, dimension or shape.*

3X12 | 60MM

6X12 | 60MM

12X12 | 60MM

12X24 | 60MM

3X12 | 80MM

6X12 | 80MM

2-PIECE | 80MM



3 x 12 x 2³/₈



6 x 12 x 2³/₈



12 x 12 x 2³/₈



12 x 24 x 2³/₈



3 x 12 x 3¹/₈




6 x 12 x 3¹/₈



4 x 12 x 3¹/₈



4 x 16 x 3¹/₈





3X12 | 100MM



3 x 12 x 4

4X12 | 100MM



4 x 12 x 4

4X16 | 100MM




4 x 16 x 4



AGILINA™

PLANK



AMARETTO



NAPOLI



SLATE



PLANK
TEXTURED
NATURAL

3-PIECE | 60MM



5 x 11¾ x 2¾



5 x 15¾ x 2¾



5 x 19¾ x 2¾





CATALINA™



AMARETTO



NAPOLI



RIO



SLATE



TITANIUM



MODULAR
VERSATILE
NATURAL

NEW

3-PIECE TILE | 30MM*



4 x 8 x 1 1/16



8 x 8 x 1 1/16



8 x 12 x 1 1/16

3-PIECE TILE | 60MM



4 x 8 x 2



8 x 8 x 2



8 x 12 x 2 3/8

3-PIECE TILE | 80MM



4 x 8 x 3 1/8



8 x 8 x 3 1/8



8 x 12 x 3 1/8

**Vehicular use only approved with use of DriBond™*







LAFITT®

RUSTIC SLAB



AMARETTO




HARVEST BLEND



NAPOLI

NEW



RIO+



SLATE



TITANIUM




CUT SLATE
EXPANSIVE
TEXTURED

3-PIECE | 50MM



14 7/8 x 7 3/8 x 2



14 7/8 x 14 7/8 x 2



14 7/8 x 22 7/16 x 2

Not intended for vehicular use.







AMARETTO



HARVEST BLEND



NAPOLI



FLAGSTONE
ORGANIC
HARMONIOUS



MEGA-ARBEL[®]

SLAB

80MM




15 $\frac{3}{8}$ x 21 x 3 $\frac{1}{8}$



BELGIAN COBBLE®



GRAY



SLATE



STONES
TEXTURE
RANDOM

MULTI-PIECE | 70MM




Variable x 2¾

*With proper base and joint material,
Belgian Cobble can be used as a permeable product.*




SPECIAL
ORDER

MEGA- BERGERAC®



AMARETTO



HARVEST BLEND



NAPOLI



TIMELESS
DIMPLED
WEATHERED

3-PIECE | 80MM



4¾ x 9½ x 3⅞



9½ x 9½ x 3⅞



9½ x 14¼ x 3⅞

LARGE SQUARE
80MM



14¼ x 14¼ x 3⅞









APPIAN-STONE®




ADOBE




AMARETTO




BROWN-
CHESTNUT



HARVEST
BLEND




KNIGHTSBRIDGE



NAPOLI



RIO



SLATE




TITANIUM

NEW




PILLOW TOPPED
OLD WORLD
COMBINATION

2-PIECE TILE | 30MM*



6 x 6 x 1 1/16




6 x 9 x 1 1/16

2-PIECE | 60MM



6 x 6 x 2 3/8



6 x 9 x 2 3/8

RECTANGLE
60MM



6 x 9 x 2 3/8

2-PIECE | 80MM




6 x 6 x 3 1/8



6 x 9 x 3 1/8

*Vehicular use only approved with use of DriBond™








CAMBRIDGE COBBLE®




ADOBE



AMARETTO



HARVEST BLEND



NAPOLI

NEW



RIO



SLATE



TITANIUM



PILLOW TOP
OLD WORLD
UNIVERSAL

3-PIECE TILE | 30MM*



3 x 6 x 1 1/16"



6 x 6 x 1 1/16"



6 x 9 x 1 1/16"

3-PIECE | 60MM



3 x 6 x 2 3/8"




6 x 6 x 2 3/8"



6 x 9 x 2 3/8"

*Vehicular use only approved with use of DriBond™







AMARETTO



NAPOLI



SLATE



TITANIUM



CLASSIC
TAILORED
ACCENT



CITY SERIES

12X12 TILE
30MM*



12 x 12 x 1³/₁₆

8X8
60MM



8 x 8 x 2³/₈

8X12
60MM



12 x 12 x 2³/₈

12X12
60MM



12 x 12 x 2³/₈


**Vehicular use only approved with use of DriBond™*




CLAY PAVER



COURTYARD
FULL RANGE



GEORGIAN EDGE
FULL RANGE



GEORGIAN EDGE
RED



CLASSIC
PRACTICAL
TIMELESS

60MM



4 x 8 x 2³/₈

Also available in Canterra and Harvest



HOLLAND STONE



ADOBE



AMARETTO

BROWN-
CHESTNUTHARVEST
BLEND

KNIGHTSBRIDGE



NAPOLI



RIO



SLATE



TITANIUM

NEW



CLASSIC
TAILORED
ACCENT

30MM* TILE

4 x 8 x 1³/₁₆

60MM

4 x 8 x 2³/₈

80MM

4 x 8 x 3¹/₈

100MM†



4 x 8 x 4

*Vehicular use only approved with use of DriBond™


†100MM: Herringbone only







MEGA-CAMBRIDGE™



AMARETTO



NAPOLI



RIO



SLATE



TITANIUM



PILLOW TOP
CLASSIC
OVERSIZED

NEW


3-PIECE TILE | 30MM



6 x 9 x 1 3/16



9 x 9 x 1 3/16




9 x 12 x 1 3/16


3-PIECE | 60MM



6 x 9 x 2 3/8



9 x 9 x 2 3/8




9 x 12 x 2 3/8


3-PIECE | 80MM



6 x 9 x 3 3/8



9 x 9 x 3 3/8



9 x 12 x 3 3/8






 VERSATILE
 COASTAL
 NATURAL

OCEANSIDE

4X8 | 30MM* TILE



4 x 8 x 1³/₁₆

12X12 | 30MM* TILE



12 x 12 x 1³/₁₆

4X8 | 60MM



4 x 8 x 2³/₈

8X8 | 60MM



8 x 8 x 2³/₈

8X12 | 60MM



8 x 12 x 2³/₈

12X12 | 60MM



12 x 12 x 2³/₈

16X16 | 60MM



16 x 16 x 2³/₈

**Not intended for vehicular use.*



OLD WORLD PAVER™



NAPOLI

SLATE

TITANIUM



COBBLED
EUROPEAN
TIME-WORN

3-PIECE | 80MM



5 x 11¹/₁₆ x 3¹/₈



5 x 15³/₄ x 3¹/₈



5 x 19¹/₁₆ x 3¹/₈

*With proper base and joint material,
Old World Paver can be used as a permeable product.*



ADOBE*



NAPOLI



SLATE*

E
 INTEGRAL
 ADAPTABLE
 CLEAN



AQUA BRIC®

5X10 | 80MM



5 x 10 x 3/8"



ECO HOLLAND



ADOBE



NAPOLI



SLATE




PERMEABLE
ECO-FRIENDLY
CLASSIC


4 X 8 | 80 MM



4 x 8 x 3/8



CORE - V3



EGO - V3



STONE FINISH

BALANCED
INTERNATIONAL
NEUTRAL



NEW
SPECIAL
ORDER
BLUE.S



V1:
Uniform
appearance



V2:
Slight
variation



V3:
Moderate
variation



V4:
Substantial
variation

MIRAGE[®]
Porcelain. Design. Sustainability

This product can be installed using an elevated system.



Spacers are recommended for all porcelain paver installations. For vehicular applications, there must be a mortar install over a concrete slab.

24 X 24



23.54 x 23.54 x 3/4

36 X 36



35.35 x 35.35 x 3/4


48 X 48



47.17 x 47.17 x 3/4




NEW SPECIAL ORDER GLOCAL




ABSOLUTE - V2




CHAMOIS - V2



CLASSIC - V2

CLEAR - V2
24 X 24 ONLY

IDEAL - V2



TYPE - V2



CONCRETE FINISH

SMOOTH
INDUSTRIAL
MODERN

V1:
Uniform
appearanceV2:
Slight
variationV3:
Moderate
variationV4:
Substantial
variation

MIRAGE[®]
Porcelain. Design. Sustainability

This product can be installed using an elevated system.



Spacers are recommended for all porcelain paver installations. For vehicular applications, there must be a mortar install over a concrete slab.

24 X 24



23.54 x 23.54 x 3/4

24 X 48



23.54 x 47.17 x 3/4

36 X 36

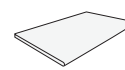


35.35 x 35.35 x 3/4

48 X 48

47.17 x 47.17 x 3/4
Only available in colors
Absolute and Ideal

UNICO



12.99 x 23.54 x 3/4

See page 112
for full product
information.



LICORICE - V3



PEPPERY - V3



TAN - V3



STONE FINISH

SOUL CONTEMPORARY TERRACOTTA



36 X 36



35.35 x 35.35 x 3/4

NEW HAIKU



V1:
Uniform
appearance



V2:
Slight
variation



V3:
Moderate
variation



V4:
Substantial
variation

MIRAGE[®]
Porcelain. Design. Sustainability


This product can be installed using an elevated system.




Spacers are recommended for all porcelain paver installations. For vehicular applications, there must be a mortar install over a concrete slab.




NEW LAGOON




ATMOSPHERE




CLOUDBURST



MOONBEAM



SANDSHELL




SHARKSKIN



STONE FINISH

ECLECTIC
CONTEMPORARY
NEUTRAL

24 X 48



23.54 x 47.17 x 3/4



V1:
Uniform
appearance



V2:
Slight
variation



V3:
Moderate
variation




V4:
Substantial
variation

MIRAGE[®]
Porcelain. Design. Sustainability


This product can be installed using an elevated system.




Spacers are recommended for all porcelain paver installations. For vehicular applications, there must be a mortar install over a concrete slab.



DAYLIGHT
NN 01 NAT-V4



EMBER
NN 02 NAT-V4



HONEY
NN 03 NAT-V4



WOOD FINISH

WARM
TEXTURED
RUSTIC

Installed in HGTV's Dream Home 2020!

HGTV
DREAM HOME
PROUD SPONSOR 2019

Belgard.com/DreamHome


MIRAGE[®]
Porcelain. Design. Sustainability.

This product can be installed using an elevated system.

Spacers are recommended for all porcelain paver installations. For vehicular applications, there must be a mortar install over a concrete slab.




8 X 48



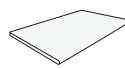
7.80 x 47.17 x 3/4

12 X 48



11.73 x 47.17 x 3/4

UNICO



12.99 x 23.54 x 3/4


See page 112
for full product
information.








QUARZITI 2.0




GLACIER - V3



RIVER - V3



MANTLE - V3



WATERFALL - V3



MOUNTAIN - V3



STONE FINISH

AUTHENTIC
DIVERSE
NATURAL



V1:
Uniform
appearance



V2:
Slight
variation



V3:
Moderate
variation



V4:
Substantial
variation

MIRAGE[®]
Porcelain.Design.Sustainability

This product can be installed using an elevated system.



Spacers are recommended for all porcelain paver installations. For vehicular applications, there must be a mortar install over a concrete slab.

MODULAR 12 X 24 | 12 X 36




11.73 x 23.54 x 3/4"



11.73 x 35.35 x 3/4"

18 X 36



17.64 x 35.35 x 3/4"

24 X 24



23.54 x 23.54 x 3/4"

UNICO



12.99 x 23.54 x 3/4"

See page 112 for full product information.





NEW RAIL



GRAPHITE - V2



ICEBERG - V2



WOOD FINISH

SOUL
CONTEMPORARY
WOOD



V1:
Uniform
appearance



V2:
Slight
variation



V3:
Moderate
variation



V4:
Substantial
variation


MIRAGE[®]
Porcelain. Design. Sustainability.

This product can be installed using an elevated system.




Spacers are recommended for all porcelain paver installations. For vehicular applications, there must be a mortar install over a concrete slab.

16 X 48



15.67 x 47.17 x 3/4





Kailua
CLUB



BRAIES

MORITZ

MORO

NEMI

RESIA



STONE FINISH
INTRINSIC
SMOOTH
ECLECTIC



SILVER LAKE

NEW



V1:
Uniform
appearance



V2:
Slight
variation



V3:
Moderate
variation



V4:
Substantial
variation

MIRAGE[®]
Porcelain. Design. Sustainability

This product can be installed using an elevated system.



Spacers are recommended for all porcelain paver installations. For vehicular applications, there must be a mortar install over a concrete slab.

24 X 24



23.54 x 23.54 x 3/4

24 X 48




23.54 x 47.17 x 3/4



SPECIAL ORDER VERONA™



BLUE STONE-V3



PLATINUM-V3



TAOS-V3



YUKON-V4



STONE FINISH

VERSATILE
CONTEMPORARY
NATURAL



V1:
Uniform
appearance



V2:
Slight
variation



V3:
Moderate
variation



V4:
Substantial
variation

MIRAGE®
Porcelain. Design. Sustainability

This product can be installed using an elevated system.




Spacers are recommended for all porcelain paver installations. For vehicular applications, there must be a mortar install over a concrete slab.


24 X 24



23.54 x 23.54 x 3/4



WALLS





LEGEND



HERITAGE



LEGACY



HERITAGE

90
Castlemanor®

92
Weston Stone™

LEGACY

94
Diamond® Series



*freestanding
retaining
garden*

CASTLEMANOR®



AMARETTO



HARVEST BLEND



NAPOLI



SLATE



FREESTANDING / RETAINING

TUMBLED
RUSTIC
GRAND

3-PIECE | 50MM



6 x 6 / 4 x 10




6 x 12 / 10 x 10



6 x 16 / 14 x 10

CAP



3 x 12 x 10

PINS



6" L x 3/8" D
approx. 3.5 pins per sq. ft.







WESTON STONE™



AMARETTO



HARVEST BLEND



NAPOLI



SLATE



FREESTANDING / RETAINING

TUMBLED
RUSTIC
ADAPTABLE




DESIGN TIP

Bring walls to life by adding contrasting paver banding.

See page 19 for more design ideas.

3-PIECE WALL




4 x 8 / 5 x 8 4 x 12 / 9 x 8 4 x 16 / 13 x 8

UNIVERSAL



4 x 12 x 8





Stainless steel gas grill with a thermometer on the lid and five burners. The control panel features five knobs and a small logo. The brand name "LION" is visible on the right side of the control panel.

Stainless steel side cabinet with two doors and handles. The brand name "LION" is visible on the bottom right corner of the cabinet.

Stone wall countertop with fresh vegetables (red onion, green bell pepper, lettuce), a blue lantern, and two bottles of beer.



DIAMOND PRO



DIAMOND PRO



DIAMOND PRO CAP

DIAMOND® 9D | RETAINING WALL

BLOCK



6 x 17 3/4 x 9

CORNER/COLUMN



6 x 18 x 6

DIAMOND® 2.0 | FREESTANDING WALL

SMALL



6 x 6 x 5

MEDIUM



6 x 12 x 5

LARGE



6 x 18 x 5

CORNER/COLUMN




6 x 18 x 6



Back of Unit

AVAILABLE COLORS



AMARETTO



HARVEST BLEND



NAPOLI



SLATE



DIAMOND PRO STONE CUT

DIAMOND[®]

SERIES

DIAMOND PRO[®] | RETAINING WALL

STRAIGHT FACE | PIN SYSTEM



8 x 18 x 12



8 x 18 x 12

5" L x 0.5" D
2 pins per sq. ft.

DIAMOND PRO STONE CUT[®] | RETAINING WALL

LARGE UNIT



8 x 18 x 12

SMALL & MEDIUM UNITS



8 x 7 x 12



8 x 11 x 12

ACCESSORIES

XL[™] CAP



3 x 18 / 12 x 13

PRO CAP



4 x 17 / 12 x 10

PRO CORNER



8 x 8 x 18

TORPEDO BASE BLOCK



4 x 15¾ x 11

Recommended for use with all available wall block units. See page 116 for full product information.

AVAILABLE COLORS



HARVEST BLEND



NAPOLI



PEBBLE



SLATE


CLASSIC STYLE
WITH MULTIPLE
INSTALLATION OPTIONS

Belgard's Diamond Series of wall products is perfect for any outdoor wall application. From hard working retaining walls to aesthetically pleasing garden seat walls, the possibilities are endless.

FIRE FEATURES

*fire pit
fireplace
kitchen*



LEGEND



NATURAL



HERITAGE



NATURAL

98
Bordeaux™
Series

100
Bristol™
Series

HERITAGE

102
Brighton™
Series

104
Weston Stone™
Fire Pit Kits

105
Weston Stone™
Kits




BORDEAUX™

SERIES



SIENNA
BODY COLOR



BUFF
ACCENT OPTION A



MIDNIGHT
ACCENT OPTION B



MODULAR
TEXTURED
ORGANIC

Installed in HGTV's Dream Home 2020!

HGTV
DREAM HOME
PROUD SPONSOR 2019

[Beldgard.com/DreamHome](http://Belgard.com/DreamHome)

NOTE:

All of our fireplaces, brick ovens and fire pits come standard as wood-burning units. However, our fireplaces and fire pits can be retro-fitted for gas burning log sets and burners. Our brick ovens are wood-burning units only. Please contact us for more details at 877-235-4273.

Be sure to check with your local municipality for any codes that may affect your installation.

Grill island includes Napoleon Grill and Door Set. Grill is available in propane or natural gas. Must be specified when placing order.



**SPECIAL
ORDER**



GRILL ISLAND

2'6"D x 5'11"W x 3'5"H

EGG ISLAND

2'6"D x 5'11"W x 3'5"H

FIREPLACE WOOD BOXES

2'11/4"D x 3'3"W x 3'1"H per box*


FIREPLACE

2'7"D x 4'3"W x 7'8"H

BRICK OVEN

3'6 1/2"D x 4'5 1/4"W x 7'8"H

Sold as a pair.








BRISTOL™

SERIES

GASCONY TAN
BODY COLOR



ASHBURY HAZE
ACCENT


TUMBLER
RUSTIC
INVITING



GRILL ISLAND
3'D x 6'4"W x 4'4"H



FIREPLACE WOOD BOXES
2'4"D x 3'W x 3'3"H per box
Sold as a pair.




FIREPLACE & HEARTH
Fireplace: 3'D x 5'W x 9'3"H
Hearth: 2'D x 5'W x 11"H
Hearth sold separately



BRICK OVEN
4'D x 4'W x 8'5"H

NOTE:
All of our fireplaces, brick ovens and fire pits come standard as wood-burning units. However, our fireplaces and fire pits can be retro-fitted for gas burning log sets and burners. Our brick ovens are wood-burning units only. Please contact us for more details at 877-235-4273. Be sure to check with your local municipality for any codes that may affect your installation.

Grill island includes Napoleon Grill and Door Set. Grill is available in propane or natural gas. Must be specified when placing order.








BRIGHTON™

SERIES

GASCONY TAN
BODY COLOR



ASHBURY HAZE
ACCENT


TUMBLER
RUSTIC
COMPACT



FIREPLACE


3'4"D x 4'4"W x 8'4"H



FIREPLACE WOOD BOXES*

2'4"D x 2'8"W x 2'11"H per box
Sold as a pair.

NOTE:
All of our fireplaces, brick ovens and fire pits come standard as wood-burning units. However, our fireplaces and fire pits can be retro-fitted for gas burning log sets and burners. Our brick ovens are wood-burning units only. Please contact us for more details at 877-235-4273. Be sure to check with your local municipality for any codes that may affect your installation.







AMARETTO



HARVEST BLEND



NAPOLI



SLATE

H
TUMBLED
RUSTIC
ADAPTABLE



WESTON STONE™ FIRE PIT KITS

CIRCLE KIT



4 x 8 x 8



4 x 12 x 8



55" Outside 40" Inside 16" Tall

SQUARE KIT



4 x 8 x 12



44" Outside 28" Inside 16" Tall

Metal insert, grate and glue are included in the kits.



WESTON STONE™

KITS



AMARETTO



NAPOLI



HARVEST BLEND



SLATE

H
TUMBLED
RUSTIC
VERSATILE

**GRILL ISLAND**


40" x 6' 7 1/2" x 40" Tall

**LINEAR FIREPLACE**


3'2" x 8'6" x 40" Tall

**LINEAR FIRE PIT**

3'2" x 8'6" x 16" Tall



ACCESSORIES



LEGEND



LEGACY



PORCELAIN




LEGACY

- 108**
Bullnose® Coping
- 109**
Fountainhead Coping
- 110**
Oceanside Coping
- 110**
Seville® Coping

PORCELAIN

- 112**
Unico Step & Coping
- 113**
Porcelain Veneer



*coping
edgers
steps*



AMARETTO



CAMEL



CHARCOAL



CHESTNUT



CREAM



HARVEST BLEND



MALT




NAPOLI

SLATE
NEW

TITANIUM



SEAMLESS
VERSATILE
ACCENT



BULLNOSE

COPING

COPING



4 x 9 x 2³/₈



DESIGN TIP

Coping isn't just for pools. Add dimension and elevation.

See the inspiration section (page 24) for more design ideas.



FOUNTAIN HEAD

COPING



AMARETTO



CREAM



CAMEL



HARVEST BLEND



CHARCOAL



MALT



CHESTNUT



NAPOLI



SHAPED
SCALLOPED
VERSATILE

COPING




4 x 9 x 2 3/8 | 4 inch drop*

**Silo shown is grouping of product*

Also available in Titanium



CREAM



GRAY



MALT



WHITE



COASTAL
DETAILED
SINGULAR



OCEAN SIDE

COPING

COPING



4 x 9 x 2 $\frac{3}{8}$

COPING



4 x 9 x 2 $\frac{3}{8}$ | 2 $\frac{1}{2}$ inch drop*



SEVILLE[®]

COPING



AMARETTO



CREAM



CAMEL



HARVEST BLEND



CHARCOAL



MALT



CHESTNUT



NAPOLI



SEAMLESS
SCALLOPED
VERSATILE

COPING




4 x 9 x 2 $\frac{3}{8}$ | 2 $\frac{1}{2}$ inch drop*

**Silo shown is grouping of product*

Also available in Titanium

UNICO

STEP & COPING




QUARZITI 2.0
GLACIER - V3




QUARZITI 2.0
MOUNTAINS - V3




QUARZITI 2.0
WATERFALL - V3




QUARZITI 2.0
RIVER - V3



NOON
DAYLIGHT - V4



NOON
EMBER - V3




NOON
HONEY - V3




GLOCAL
ABSOLUTE - V2
**SPECIAL
ORDER**




GLOCAL
CHAMOIS - V2
**SPECIAL
ORDER**



GLOCAL
CLASSIC - V2
**SPECIAL
ORDER**



GLOCAL
IDEAL - V2
**SPECIAL
ORDER**



GLOCAL
TYPE - V2
**SPECIAL
ORDER**



TWO INSTALLATION NEEDS, A SINGLE SOLUTION.

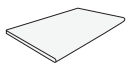
This versatile porcelain unit is processed on both sides to give you maximum flexibility and design freedom. Unico can be used as a step and as a coping for swimming pools. With a rounded, bullnose edge or straight edge, this uniquely functional border piece looks great from every angle.



STRAIGHT EDGE

ROUNDED EDGE

UNICO



12.99 x 23.54 x 3/4

HGTV
DREAM HOME
PROUD SPONSOR 2019

Installed in HGTV's Dream Home 2020!
[Beldgard.com/DreamHome](http://Belgard.com/DreamHome)




PORCELAIN
VENEER



DAYLIGHT



EMBER



GLACIER



ISLAND*



RIVER*



WATERFALL*



DIMENSIONAL
ELEVATED
ORNATE

VENEER

4.06 x 17.52

**Special Order Color*



1
ACCENT
WALLS

2
ACCENT
FEATURES &
WALKWAYS