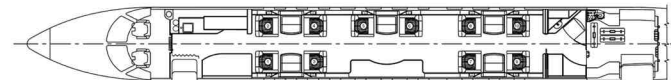







# EMBRAER LEGACY

OPTIONAL PRICING GUIDE

---

<b>NO.</b>	<b>SECTION</b>	<b>PAGE</b>	<b>NO.</b>	<b>SECTION</b>	<b>PAGE</b>
1.0	Flight Deck	8	4.1	Aft Lavatory / Vanity	29
2.0	Entry Area	11	4.2	Aft Lavatory Closet	30
2.1	Forward Entry Bulkhead	11	5.0	Baggage	31
2.2	Air Stair	11	5.1	Interior Baggage Door	31
2.3	Galley	12	5.2	Baggage Lining	31
2.4	Galley Annex	13	6.0	Systems	32
2.5	Entertainment Closet	14	6.1	Oxygen	32
2.6	Storage Closet	15	6.2	Water	32
3.0	Passenger Compartment	16	6.3	Communication	32
3.1	Forward Partition	16	6.4	Smoke Detection	32
3.2	Seating	17	6.5	Electrical	32
3.3	Arm Ledges	21	6.6	Lighting	32
3.3.1	Tables	21	6.7	Cabin Management	33
3.3.2	Cup Holders	22	7.0	Paint	33
3.3.3	Storage Boxes	22			
3.3.4	Passenger Controls	22			
3.3.5	Lower Sidewall	23			
3.4	Shell	24			
3.4.1	Headliner	24			
3.4.2	P.S.U.	25			
3.4.3	Shades	26			
3.5	Credenza	27			
3.6	Aft Pocket Door	28			
4.0	Aft Lavatory Area	29			

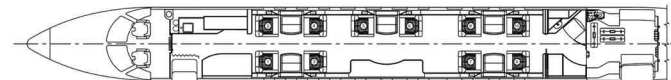




The purpose of this document is to provide a general description of the optional interior features of the Embraer Legacy. The information contained herein is based on the data available at the time of publication and is subject to change without notice. Embraer reserves the right to substitute materials and equipment in lieu of that described herein wherever such substitution is deemed necessary to prevent a delay in delivery or to improve the product.

Embraer in coordination with approved Designers, Engineering and Contracts Administration, will prepare detailed avionics, interior and exterior finishing specifications in accordance with the customer's requirements and available selections. Control drawings for the major furniture pieces, interior color board and exterior rendering will be sent for customer approval prior to build. An approved design group will work in concert with the customer to confirm compliance to these specifications throughout the completion process.

Embraer will assign a Contract Administrator to represent each customer with the selection of any optional equipment through the completion process. The Contract Administrator will coordinate schedules, provide milestone schedules, and change orders and contract amendments for the customer's aircraft through the completion process.





Single Club

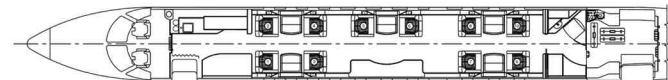
General: Designed for executive seating of two passengers around one tables.

Conferencing: Designed for individual task, allowing for personal comfort and small group conferencing

Dining: One set of dining with executive tables 26" x 24".

Berth Capacity: Two passengers, berthing area 20" x 104"

Seating Capacity: Two passengers





Divan

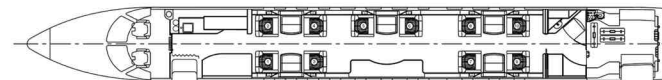
General: Best combination of individual tasking and berthing or may act as an executive retreat.

Conferencing: Ideal for small conference of two passengers.

Dining: For two

Berth Capacity: 37" x 82" for single bed application

Seating Capacity: Three passengers





Double Club

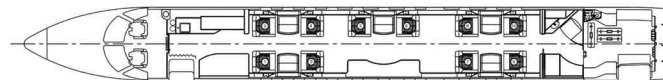
General: Design for conferencing

Conferencing: Ideal for small conferences of four passengers

Dining: Dining for two

Berth Capacity: Total berthing area each 38" x 104".

Seating Capacity: four passengers





Triples

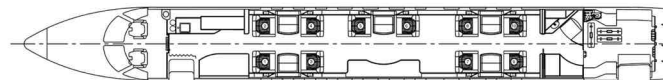
General: Designed for high density seating and individual tasking.

Conferencing: N/A

Dining: Individual dining with optional small slimline table 12' x 24".

Berth Capacity: One passenger, 39" of pitch and 31 degrees of recline.(recline may vary due positioning)

Seating Capacity: Three passengers





#### Cradenza

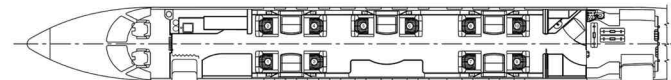
General: No passenger loading and large amounts of storage near seating.

Conferencing: Cradenza can act as an entertainment focal point to a club or a divan it is also used for a unit to provide larger storage capacity.




Dining: Credenza could act as a side buffet.

Berth Capacity: N/A

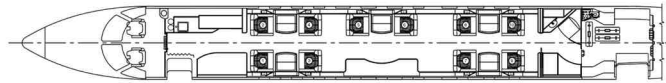
Seating Capacity: N/A









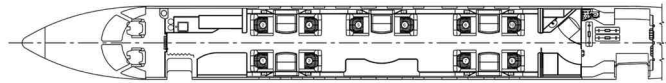





 1.0 FLIGHT DECK



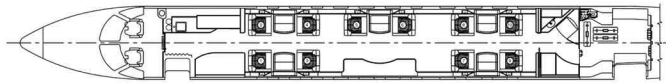


PART NO.	EQUIPMENT	MANUFACTURER	MODEL	WEIGHT	COST
-	-	-	-	-	-
-	-	-	-	-	-
-	-	-	-	-	-
-	-	-	-	-	-
-	-	-	-	-	-
-	-	-	-	-	-
-	-	-	-	-	-
-	-	-	-	-	-
-	-	-	-	-	-
-	-	-	-	-	-
-	-	-	-	-	-
-	-	-	-	-	-
-	-	-	-	-	-
-	-	-	-	-	-
-	-	-	-	-	-
-	-	-	-	-	-





PART NO.	EQUIPMENT	MANUFACTURER	MODEL	WEIGHT	COST
-	-	-	-	-	-
-	-	-	-	-	-
-	-	-	-	-	-
-	-	-	-	-	-
-	-	-	-	-	-
-	-	-	-	-	-
-	-	-	-	-	-
-	-	-	-	-	-
-	-	-	-	-	-
-	-	-	-	-	-
-	-	-	-	-	-





### 2.0 Entry Area - Options

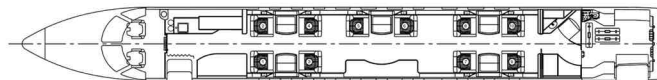
This area defined by the aft side of the cockpit bulkhead to the forward side of the forward cabin partition. This area will encompass the following items: Forward Entry Bulkhead, Air stair, Galley, Galley Annex, Entertainment Closet, Storage Closet.

### 2.1 Forward Entry Bulkhead - Options

All options have been designated to predetermined positions within the furniture. ANY alterations will be considered as customization and will be handled on a case-by-case basis.

PART NO.	DISCRIPTION	MANUFACTURER	WEIGHT	COST
<input type="checkbox"/>	Flight Attendant Seat			

### 2.2 Air Stair - No Options





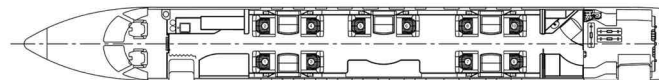
### 2.3 Galley - Options

All options have been designated to predetermined positions within the furniture. ANY alterations will be considered as customization and will be handled on a case-by-case basis.

PART NO.	EQUIPMENT	MANUFACTURER	WEIGHT	COST
----------	-----------	--------------	--------	------

- 
- 
- 
- 
- 
- 

	Oven-T.I.A.			
	Espresso Maker			
	2nd Coffee Maker- T.I.A.			
	Galley touch screen control			
	110v outlets			
	Adjustable Shelving			



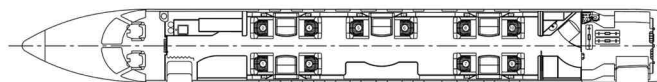


2.4 Galley Annex - Options

PART NO.	EQUIPMENT	MANUFACTURER	WEIGHT	COST
----------	-----------	--------------	--------	------

- |                          |                                      |  |  |  |
|--------------------------|--------------------------------------|--|--|--|
| <input type="checkbox"/> | 110v Outlet                          |  |  |  |
| <input type="checkbox"/> | Adjustable Shelving                  |  |  |  |
| <input type="checkbox"/> | China, Crystal, and Flatware Inserts |  |  |  |

← 2.0 ENTRY AREA



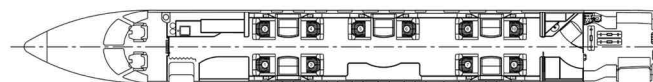


### 2.5 Entertainment Closet - Options

All options have been designated to predetermined positions within the furniture. ANY alterations will be considered as customization and will be handled on a case-by-case basis.

PART NO.	EQUIPMENT	MANUFACTURER	WEIGHT	COST
----------	-----------	--------------	--------	------

- Extra VCP(replaces D.V.D. unit)
- Touch Screen Controller)



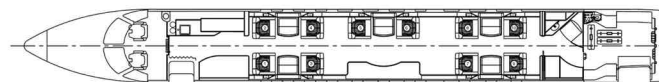


### 2.6 Storage Closet - Options

All options have been designated to predetermined positions within the furniture. ANY alterations will be considered as customization and will be handled on a case-by-case basis.

PART NO.	EQUIPMENT	MANUFACTURER	WEIGHT	COST
----------	-----------	--------------	--------	------

<input type="checkbox"/>	Forward lavatory (all surfaces shall be painted or laminated)			
--------------------------	---	--	--	--







### 3.0 Passenger Compartment

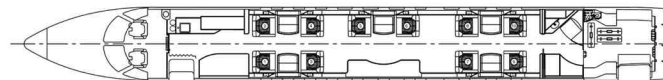
This compartment is defined from the aft side of the forward partitions to the forward side of the aft pocket door.



#### 3.1 Forward Partition - Options

All options have been designated to predetermined positions within the furniture. ANY alterations will be considered as customization and will be handled on a case-by-case basis.

<b>PART NO.</b>	<b>EQUIPMENT</b>	<b>MANUFACTURER</b>	<b>WEIGHT</b>	<b>COST</b>
-----------------	------------------	---------------------	---------------	-------------

- |                          |  |  |  |  |
|--------------------------|--|--|--|--|
| <input type="checkbox"/> | 15" Monitor located on the right hand partition  |  |  |  |
| <input type="checkbox"/> | Pocket door with one door and drop down footer. The door shall pull from the right to left hand side. The pocket door finish will be selected from the approved listing of Embraer Standard finishing materials. |  |  |  |
| <input type="checkbox"/> | Magazine rack located in the lower left hand side of partition   |  |  |  |
| <input type="checkbox"/> | Magazine rack located in the lower right hand side of partition  |  |  |  |





### 3.2 Seating - Options Single Seat

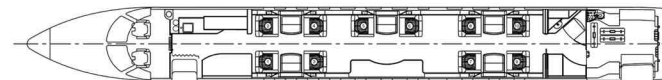
All options have been designated to predetermined positions within the furniture. ANY alterations will be considered as customization and will be handled on a case-by-case basis.

<b>PART NO.</b>	<b>EQUIPMENT</b>	<b>MANUFACTURER</b>	<b>WEIGHT</b>	<b>COST</b>
-----------------	------------------	---------------------	---------------	-------------

- |                          |                             |  |  |  |
|--------------------------|-----------------------------|--|--|--|
| <input type="checkbox"/> | Lumbar Support with control |  |  |  |
| <input type="checkbox"/> | Floor Tracking              |  |  |  |
| <input type="checkbox"/> | Footrest and Control        |  |  |  |



3.0 PASSENGER COMPARTMENT





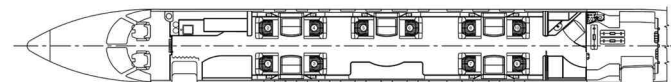
### 3.2 Seating - Options Triples

All options have been designated to predetermined positions within the furniture. ANY alterations will be considered as customization and will be handled on a case-by-case basis.

PART NO.	EQUIPMENT	MANUFACTURER	WEIGHT	COST
----------	-----------	--------------	--------	------

- 
- 
- 

	Lumbar Support with Control			
	Floor Tracking			
	Footrest and Control			





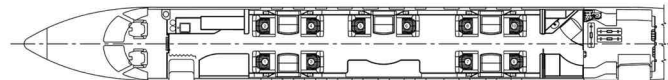
### 3.2 Seating - Options Conference Group





All options have been designated to predetermined positions within the furniture. ANY alterations will be considered as customization and will be handled on a case-by-case basis.

PART NO.	EQUIPMENT	MANUFACTURER	WEIGHT	COST
----------	-----------	--------------	--------	------

- 
- 
- 

Lumbar Support with Control  
 Floor Tracking  
 Footrest and Control





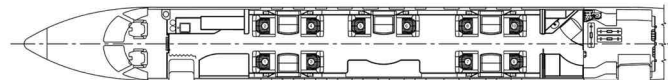
### 3.2 Seating - Options Divan



All options have been designated to predetermined positions within the furniture. ANY alterations will be considered as customization and will be handled on a case-by-case basis.

PART NO.	EQUIPMENT	MANUFACTURER	WEIGHT	COST
----------	-----------	--------------	--------	------

- 
- 

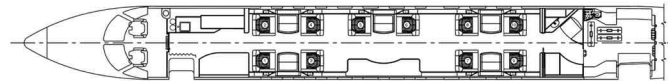
Drawer option in End Cabinet  
 Self Leveling mat






3.3 Arm Ledge - Options  
No options

3.3.1 Tables - Options  
No options





3.3.2 Cup Holders - Options

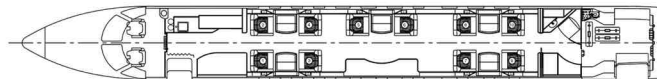
No Options


3.3.3 Storage Boxes - Options

No Options

3.3.4 Passenger Controls - Options

No Options

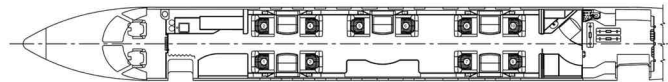




3.3.5 Lower Sidewall - Options  
No Options



3.0 PASSENGER COMPARTMENT





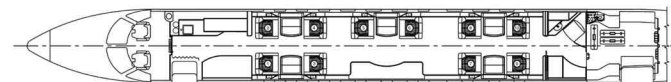









3.4 Shell - Options

No Options

3.4.1 Headliner - Options

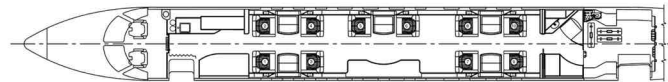
No Options








3.4.2 P.S.U. - Options  
No Options

---



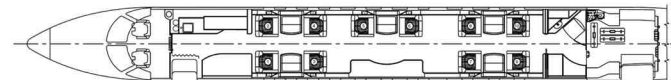


### 3.4.3 Shades - Options

All options have been designated to predetermined positions. ANY alterations will be considered as customization and will be handled on a case-by-case basis.

<b>PART NO.</b>	<b>EQUIPMENT</b>	<b>MANUFACTURER</b>	<b>WEIGHT</b>	<b>COST</b>
<input type="checkbox"/>	Electric Shades			

### 3.4.4 Upper Sidewall - No Options

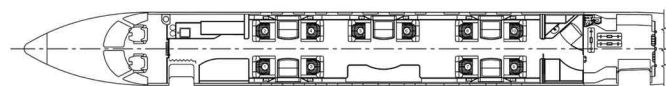




### 3.5 Credenza - Options

All options have been designated to predetermined positions within the furniture. ANY alterations will be considered as customization and will be handled on a case-by-case basis.

PART NO.	EQUIPMENT	MANUFACTURER	WEIGHT	COST
<input type="checkbox"/>	Pop up monitor			
<input type="checkbox"/>	Plug in monitor			
<input type="checkbox"/>	Fax printer / network card			
<input type="checkbox"/>	Multi-functional, fax, printer copier, scanner			
<input type="checkbox"/>	Center channel speaker upgrade			
<input type="checkbox"/>	Misc. storage drawer option			

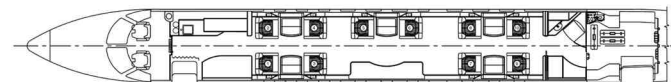




### 3.6 Aft Partition/Pocket Door - Options

All options have been designated to predetermined positions within the furniture. ANY alterations will be considered as customization and will be handled on a case-by-case basis.

PART NO.	EQUIPMENT	MANUFACTURER	WEIGHT	COST
<input type="checkbox"/>	15" Monitor in Left Hand Partition			
<input type="checkbox"/>	Magazine Rack located in lower left hand partition			
<input type="checkbox"/>	Magazine Rack located in lower right hand partition			

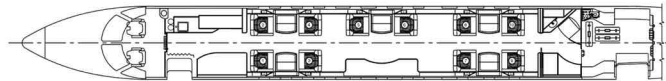




#### 4.0 Aft Lavatory Area

The aft lavatory area is located between the aft side of the aft pocket door and the forward side of the baggage access door.

#### 4.1 Aft Lavatory / Vanity - No Options

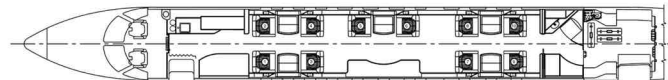


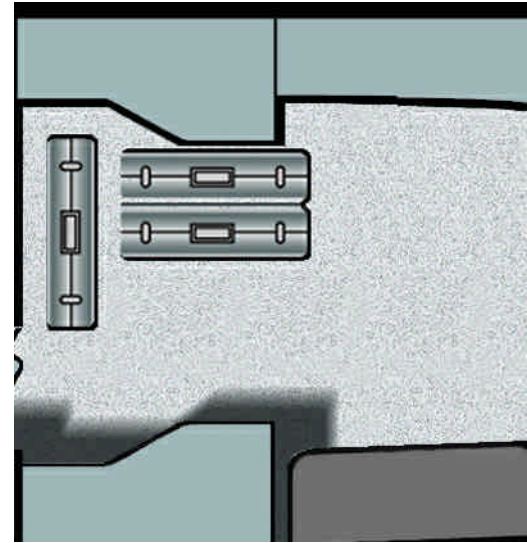






#### 4.2 Aft Lavatory Closet - Options

All options have been designated to predetermined positions within the furniture. ANY alterations will be considered as customization and will be handled on a case-by-case basis.

<input type="checkbox"/>	PART NO.	EQUIPMENT	MANUFACTURER	WEIGHT	COST
		Mics. storage drawer options			





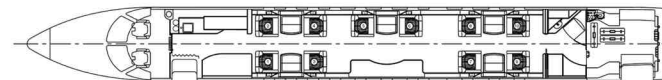
### 5.0 Baggage

The baggage area is located between the aft side of the baggage access door and the forward side of the pressure bulkhead.

#### 5.1 Interior Baggage Door - No Options

The interior baggage door swings forward and is located between the aft lavatory and baggage areas.

#### 5.2 Baggage Lining - No Options





## 6.0 Systems

A general grouping of all major electronic and plumbing systems. These systems help to provide environmental and safety control within the plane.

### 6.1 Oxygen - Options

PART NO.	EQUIPMENT	MANUFACTURER	WEIGHT	COST
<input type="checkbox"/>	Therapeutic O2 jacks located in escutcheon			
<input type="checkbox"/>	Additional portable oxygen bottle			

### 6.2 Water - No Options

### 6.3 Communications - Option

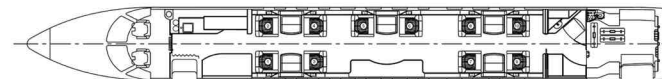
PART NO.	EQUIPMENT	MANUFACTURER	WEIGHT	COST
<input type="checkbox"/>	One Additional Handset			

### 6.4 Smoke Detection - No Options

### 6.5 Electrical Power (110v @ 60Hz) - Options

PART NO.	EQUIPMENT	MANUFACTURER	WEIGHT	COST
<input type="checkbox"/>	Additional 110v volt GFI outlet in the center of all (6) modules			
<input type="checkbox"/>	Additional 110v volt GFI outlet at all seats			
<input type="checkbox"/>	Additional 110v volt GFI outlet w/ data ports at forward in the center of all (6) modules			
<input type="checkbox"/>	Additional 110v volt GFI outlet w/ data ports at all seats			

### 6.6 Lighting - No Options



### 6.7 Cabin Management Systems-Options

PART NO.	EQUIPMENT	MANUFACTURER	WEIGHT	COST
----------	-----------	--------------	--------	------

- Touch screen in galley
- Menu driven switching for V.I.P
- Menu driven switching for all passengers

### 7.0 Paint - Options

PART NO.	EQUIPMENT	MANUFACTURER	WEIGHT	COST
----------	-----------	--------------	--------	------

- Split color base
- Graphic layout
- Metallic Paint

