




CASE SEALERS

Competitive Pricing Without Sacrificing Quality

| | | |
|---|--|--|
| SD-662 Semi-Automatic Case Sealer  | TB-652 Semi-Automatic Case Sealer  | TS-654 Semi-Automatic Case Sealer  |
| SR-655 Semi-Automatic Random Case Sealer  | SD-657 Fully Automatic Case Sealer  | SR-659 Fully Automatic Random Case Sealer  |
| PIRANHA TAPE HEAD <div> <div>Piranha</div>  <div> Drop-in replacements for most major brand case sealers and erectors. </div> <div> Taking a bite out of the competition. Available in Standard Paint or Stainless Steel. </div> </div> | | CE-563 Semi-Automatic Case Erector/ Pack Station  |

SEMI-AUTOMATIC CASE SEALER

SD-662 – UNIFORM SIZES – SIDE BELT DRIVES

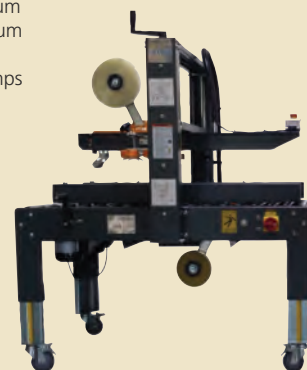
For applications where previously erected cases are loaded and flaps are manually closed.

- Plug-in Operation
- Dual Masts with twin lead screws for stability
- Precise Top and Bottom sealing
- Side Mounted Compression Rollers for tight seals
- Heavy Duty Side-Belt Drives ensure square cases
- Adjustable Leg Supports
- Easy case-size change-over – two crank handles
- Piranha Tape Heads for accurate and consistent sealing

SD-662

Speed: Up to 2,400 Cases/Hour (65 fpm)
Case Length: 6" minimum – no maximum
Case Width: 4" minimum – 20" maximum
Case Height: 3" minimum – 20" maximum

Electrical: 110VAC-1PH-60Hz – 10 Amps
Air: None
Dimensions: 51.5" L x 38" W x 56" H
Weight: 300 lbs



Note: If the case height exceeds its length, it may not be suitable for this machine.

Capacity for larger cases. Please call or e-mail case sizes.

SEMI-AUTOMATIC CASE SEALER

TB-652 – UNIFORM SIZES – TOP and BOTTOM DRIVES


Extremely versatile for standard sized cases. Four belts positively control cases. Manual flap folding.

- Plug-in Operation
- Dual Masts with twin lead screws for stability
- Precise Top and Bottom sealing
- Dual, Top Mounted Belt Drives for top control
- Heavy Duty Side-Belt Drives ensure square cases
- Side Mounted Compression Rollers for tight seals
- Adjustable Leg Supports
- Easy case-size change-over – two crank handles
- Piranha Tape Heads for accurate and consistent sealing

TB-652

Speed: Up to 2,400 Cases/Hour (65 fpm)
Case Length: 7" minimum – no maximum
Case Width: 7" minimum – 20" maximum
Case Height: 4.5" minimum – 20" maximum

Electrical: 110VAC-1PH-60Hz – 10 Amps
Air: None
Dimensions: 40" L x 31" W x 50-65" H
Weight: 300 lbs



FULLY AUTOMATIC CASE SEALER

SD-657 – UNIFORM SIZES

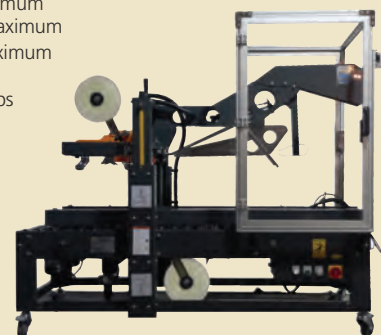
For applications where previously erected cases are loaded with product and automated case closing and sealing is required. Features include:

- Plug-in Operation – No operator assistance needed
- Dual Masts with twin lead screws for stability
- Precise Top and Bottom sealing
- Front, Back and Side Flaps Automatically Folded
- Side Mounted Compression Rollers for tight seals
- Heavy Duty Side-Belt Drives ensure square cases
- Adjustable Leg Supports
- Easy case-size change-over – two crank handles
- Piranha Tape Heads for accurate and consistent sealing
- Side Safety Guarding

SD-657

Speed: Up to 700 Cases/Hour
(65 fpm belt speed)
Case Length: 6" minimum – 24" maximum
Case Width: 4.5" minimum – 20" maximum
Case Height: 4" minimum – 20" maximum

Electrical: 110VAC--60Hz – 10 Amps
Air: 1 SCFM @ 70 psi
Dimensions: 75" L x 38" W x 63" H
Weight: 650 lbs



Note: If the case height exceeds its length, it may not be suitable for this machine.

Capacity for larger cases. Please call or e-mail case sizes.

SEMI-AUTOMATIC CASE SEALER

TS-654 – UNIFORM SIZES – TOP and SIDE BELT DRIVES


For applications requiring top control of difficult cases such as tall and/or narrow sizes. Manual flap folding.

- Plug-in Operation
- Dual Masts with twin lead screws for stability
- Precise Top and Bottom sealing
- Dual, Top Mounted Belt Drives for top control
- Heavy Duty Side-Belt Drives ensure square cases
- Side Mounted Compression Rollers for tight seals
- Adjustable Leg Supports
- Easy case-size change-over – two crank handles
- Piranha Tape Heads for accurate and consistent sealing

TS-654

Speed: Up to 2,400 Cases/Hour (65 fpm)
Case Length: 6" minimum – no maximum
Case Width: 6" minimum – 20" maximum
Case Height: 4.5" minimum – 20" maximum

Electrical: 110VAC-1PH-60Hz – 10 Amps
Air: None
Dimensions: 52" L x 39" W x 55-70" H
Weight: 375 lbs



SEMI-AUTOMATIC RANDOM CASE SEALER

SR-655 – RANDOM SIZES – SIDE BELT DRIVES


Extremely versatile for applications that utilize multiple case sizes. Manual flap folding.

- Plug-in Operation
- Precise Top and Bottom sealing
- Automatic Case Height Adjustment w/ cushion
- Self Adjusting Side-Belt Drives for case-width
- Side Mounted Compression Rollers for tight seals
- Adjustable Leg Supports
- Piranha Tape Heads for accurate and consistent sealing

SR-655

Speed: Up to 720 Cases/Hour (65 fpm)
Case Length: 6" minimum – no maximum
Case Width: 4.75" minimum – 20" maximum
Case Height: 6" minimum – 20" maximum

Electrical: 110VAC-1PH-60Hz - 10 Amps
Air: 1 SCFM @ 70 psi
Dimensions: 50" L x 38" W x 56" H
Weight: 450 lbs



Note: If the case height exceeds its length, it may not be suitable for this machine.

Capacity for larger cases. Please call or e-mail case sizes.

FULLY AUTOMATIC RANDOM CASE SEALER

SR-659 – RANDOM SIZES


For applications where multiple sized cases require closing and sealing with a single machine.

- Plug-in Operation – No operator assistance needed
- Automatic Case Height Adjustment w/ cushion
- Self Adjusting Side-Belt Drives for case-width
- Precise Top and Bottom sealing
- Front, Back and Side Flaps Automatically Folded
- Adjustable Leg Supports
- Roller top deck with photo-eye case sensors
- Piranha Tape Heads for accurate and consistent sealing
- Side Safety Guarding

SR-659

Speed: Up to 300 Cases/Hour (65 fpm belt speed)
Case Length: 9.75" minimum – 20" maximum
Case Width: 6" minimum – 20" maximum
Case Height: 5" minimum – 20" maximum

Electrical: 110 VAC 60Hz – 20 Amps
Air: 70 psi
Dimensions: 79" L x 38" W x 63" H
Weight: 750 lbs



Note: If the case height exceeds its length, it may not be suitable for this machine.

Capacity for larger cases. Please call or e-mail case sizes.

SEMI-AUTOMATIC CASE ERECTOR/PACK STATION

CE-563

When connected to any Case Sealer, it enables one person to form, pack and seal corrugated cases in a single operation.

- Plug-in Operation
- Folds major flaps and holds case steady while packing
- Both Automatic and Manual Modes
- Adjustable Leg Supports
- Improve safety by eliminating costly repetitive strain injury problems
- Improve productivity and eliminate extra labor
- Moves case after packing
- Foot pedal or hand operated advancement


CE-563

Case Length: 8" minimum – 23.5" maximum
Case Width: 8" minimum – 19.5" maximum
Case Height: 4" minimum – No maximum

Air: 1 SCFM @ 70 psi
Dimensions: 57" L x 32" W x 30-39" H
Weight: 370 lbs



OPTIONS



PIRANHA TAPE HEAD

- Robust and Simplistic Design
- Exact and Precise Sealing
- Professional looking packages
- Thicker Blade with deep sharp points which will cut consistently
- Single swipe seals, no wasting tape
- Also available in Stainless Steel




OUR BLADES



OTHER BLADES

Piranha



Drop-in replacements for most major brand case sealers and erectors.

The Piranha tape head is the best on the market because of its simplicity, durability and affordability.



P.O. Box 635 • N7212 FARWELL ROAD • BEAVER DAM, WI 53916
PHONE: 920.885.9299 • FAX: 920.885.0288
SALES@ABSEALER.COM • WWW.ABSEALER.COM