


I'm not robot!

# My introduction in english pdf

**How introduction in english.  My self introduction in english pdf download.  My introduction in english example.  How to introduce yourself in english pdf.  How to introduce yourself in english for beginners pdf.  My self introduction in english for interview pdf.**

Many of us dread the self-introduction, be it in an online meeting or at the boardroom table. Here is a practical framework you can leverage to introduce yourself with confidence in any context, online or in-person: Present, past, and future. You can customize this framework both for yourself as an individual and for the specific context. Perhaps most importantly, when you use this framework, you will be able to focus on others' introductions, instead of stewing about what you should say about yourself. Leer en español Ler em português You know the scenario. It could be in an online meeting, or perhaps you are seated around a boardroom table. The meeting leader asks everyone to briefly introduce themselves. Suddenly, your brain goes into hyperdrive. What should I say about myself? You start ruminating about previous self-introductions when you got tongue-tied, when you forgot to mention something important, or worse, when you rambled on for too long. Then, you realize you're not listening to what the others are sharing. If there was a quiz on everyone's name, you would fail. The stress associated with introducing yourself is common and not without warrant. Everyone's eyes and ears are on you. It's easy to mess up. On the other hand, self-introductions are the most direct way to reinforce your desired personal brand. And they can be easy to do.

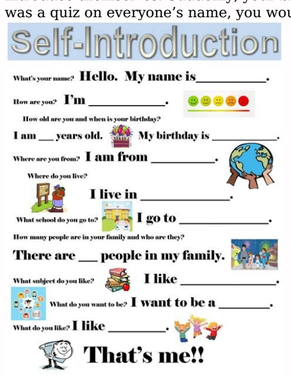


The secret is using a simple framework: Present, past, and future. Present Start with a present-tense statement to introduce yourself: Hi, I'm Ashley and I'm a software engineer. My current focus is optimizing customer experience. Nice to meet you all. My name is Michael and I'm the creative director. I work in the Brooklyn office. Of course, what you share will depend on the situation and on the audience. If you are not sure what to share, your name and job title is a great place to start. If there's an opportunity to elaborate, you can also share other details such as a current project, your expertise, or your geographical location. Past The second part of your introduction is past tense.
This is where you can add two or three points that will provide people with relevant details about your background.
It is also your opportunity to establish credibility. Consider your education and other credentials, past projects, employers, and accomplishments. My background is in computer science. Before joining this team, I worked with big data to identify insights for our clients in the health care industry. I've been at the firm for eight years. Most recently, I worked on the Alpha Financial account, where last year's campaign won us a Webby award. Future The third and last part in this framework is future-oriented. This is your opportunity to demonstrate enthusiasm for what's ahead. If you're in a job interview, you could share your eagerness about opportunities at the firm. If you're in a meeting, you could express interest in the meeting topic. If you're kicking off a project with a new team, you could talk about how excited you are, or share your goals for the project. I'm honored to be here. This project is a significant opportunity for all of us. I'm excited to work with you all to solve our clients' biggest challenges! That's it for the self-introduction framework. Present, past, future. Eloquent and effective. By using this approach, you'll not only introduce yourself better, but it also frees you from ruminating on what you'll say when it's your turn to introduce yourself and allows you to listen when others introduce themselves. You will also make it easy for the person who introduces themselves after you, since you'll conclude your self-introduction with positive enthusiasm.

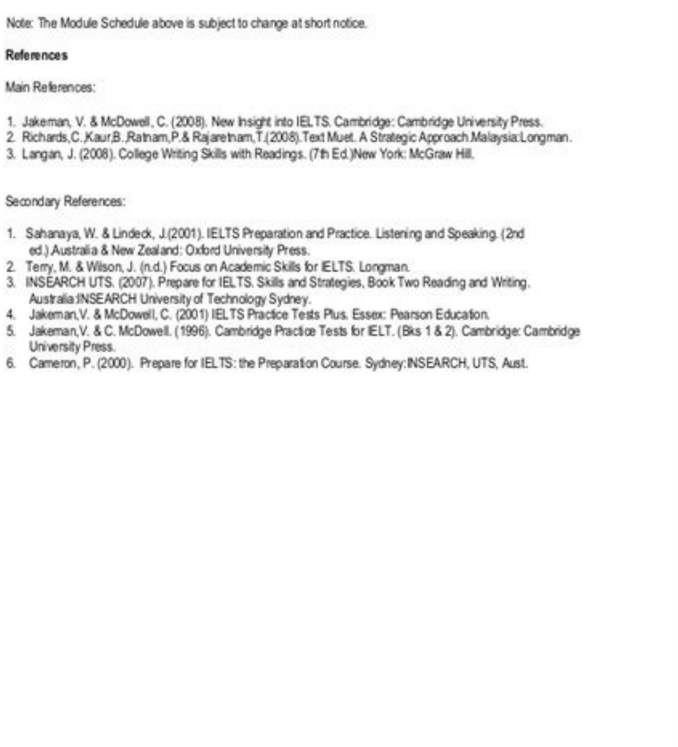

Note: The Module Schedule above is subject to change at short notice.

**References**

Main References:


1. Jakeman, V. & McDowell, C. (2008). New Insight into IELTS. Cambridge: Cambridge University Press.
2. Richards,C.,Kaur,B.,Ratnam,P.& Rajaretnam,T.(2008).Text Muet. A Strategic Approach.Malaysia:Longman.
3. Langan, J. (2008). College Writing Skills with Readings. (7th Ed.)New York: McGraw Hill.


Secondary References:


1. Sahanaya, W. & Lindeck, J.(2001). IELTS Preparation and Practice. Listening and Speaking. (2nd ed.).Australia & New Zealand: Oxford University Press.
2. Terry, M. & Wilson, J. (n.d.) Focus on Academic Skills for IELTS. Longman.
3. INSEARCH UTS. (2007). Prepare for IELTS. Skills and Strategies, Book Two Reading and Writing. Australia:INSEARCH University of Technology Sydney.
4. Jakeman,V. & McDowell, C. (2001) IELTS Practice Tests Plus. Essex: Pearson Education.
5. Jakeman,V. & C. McDowell. (1996). Cambridge Practice Tests for IELT. (Bks 1 & 2). Cambridge: Cambridge University Press.
6. Cameron, P. (2000). Prepare for IELTS: the Preparation Course. Sydney:INSEARCH, UTS, Aust.





The next time you're in a meeting and someone says, "Let's go around the table and introduce ourselves," you know what to do. Take a slow, deep breath, and think, "Present, past, future." Then smile and listen to everyone else until it's your turn. You got this! You might be thinking that you introduce yourself to people all the time, so surely you don't need a guide about it. However, there are ways that you can give a self-introduction to send across the right sort of message.Shuffling into a room and murmuring your name just loud enough to be audible is going to say something quite different than if you strode in with your hand outstretched and your shoulders back. Yes, body language plays a big part in introducing yourself too of course, but language itself is important in conveying the right sort of message to your audience too. First, we'll take a look at what self-introduction is all about, before giving some tips that'll help you introduce yourself more effectively.WHAT IS SELF-INTRODUCTION? What do you say when you meet someone new? Introduce yourself of course!Self-introduction is simply the act of introducing yourself to someone else. You might just be introducing yourself to a new person you have never met before, or you might be introducing yourself to hundreds of people in a conference room. Thankfully, both situations actually require the same sort of language and body language to introduce yourself in a way that is both confident, and clear. The two things you should definitely aim to be when introducing yourself to others.Introducing yourself is much more than saying your name.

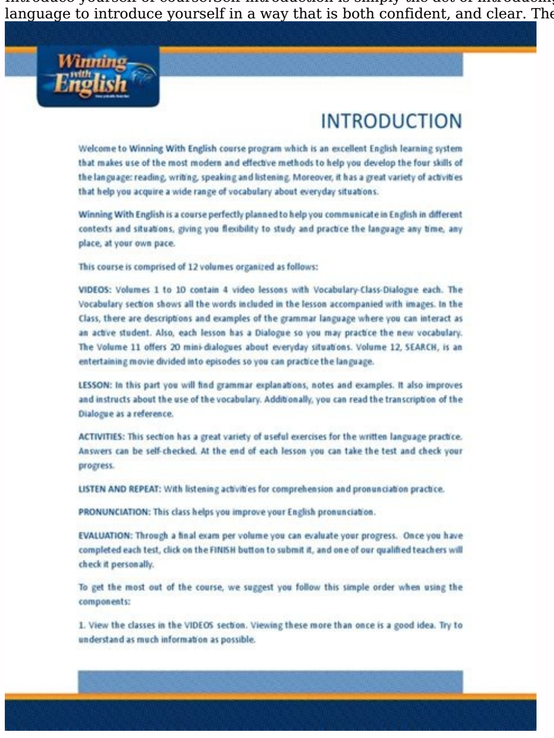


You need to tell some more information about yourself in English. Introducing yourself to strangers can be tricky because what you say depends on the context, situation (in a job interview, in an email, or give self-introduction in an English class).In this lesson, you will learn how to confidently introduce yourself in English. HOW TO INTRODUCE YOURSELFGeneral TipsThe tips listed here will apply to almost every situation where you need to introduce yourself. We'll get more specific later, but for now, let's focus on the things you can do every time you need to introduce yourself to somebody new:State who you are clearly. Try not to mumble or else the person you're introducing yourself to might have to ask again… and again… and again… until they simply smile and nod without ever knowing what your name is.Be friendly. Even in formal situations, you can be friendly. Saying something like "Hi there, I'm…" with a smile says a lot about you. You seem confident and easy to talk to. If you were in a very formal setting you might say "Hello, I am…" the point is you should introduce yourself in a way that is approachable. Very formal settings might require you to use 'proper' English (no contraction's etc.) but in most other areas shortening words is fine.Know your audience. It doesn't matter if you're speaking to one person or a thousand, knowing your audience is key. Obviously, if you're introducing yourself you don't know the person, but from context you should have an idea about how they are going to be. Meeting the in-laws for the first time probably isn't the best time to tell a joke as you introduce yourself, but meeting a friend of a friend at the bar might be.If you are sitting when you first meet somebody you are going to introduce yourself to, then it's always best to stand if you are able. It's often seen as the polite thing to do, so it's a way that you can use body language to impress the person you are introducing yourself to.Tips For The Student In ClassIntroducing yourself to a class full of people is universally acknowledged as being people's worst nightmare. That being said, you can make things a lot easier for yourself by following these simple tips:Be prepared.
Know that as you head into a new class, you are going to have to say something about yourself, however much you don't want to. So, beforehand have a think about what you might say. Is there a reason you've taken the class? Is there a hobby you've always done that relates to the class?Smile. Everybody in the room is dreading introducing themselves too, so smile and create a relaxed atmosphere in yourself, and others will follow suit and smile too.Look around the room. Trust us, we know. We want to put our eyes to the floor when introducing ourselves to a class too, but take a deep breath and force your eyes up and look around the room at the faces watching you. By doing this, you're already making yourself seem more confident. Speak clearly as you state your name, your reason for being there, and your hobbies, and people will already feel like they know you a little better.How to Introduce Yourself in an InterviewMost of what we have discussed is relevant to introducing yourself in a job interview too, but here are a few extra tips:A firm handshake as you enter the room already makes the interviewer think that you are somebody who should be taken seriously. Follow this up with a friendly smile and stating your name and you'll already be off to a great start.Listen! This is so important in interviews. The art of conversation lies predominantly in the gaps between your speeches. Listen with intent so you can answer questions directly. Also, listen so you can adapt. If you think you're going to be the first person to talk as you enter the interview room, but they start speaking first, then let them. Nobody will think bad of you for not speaking first, you'd certainly look a lot worse if you spoke over them the whole time.
SELF-INTRODUCTION EXAMPLESIntroducing Yourself in Class"Hi, I'm Jane. I'm taking this class because Art History has always been something I've been fascinated by, ever since I started taking trips to art galleries as a little girl, and I'm basically just excited to learn a little more".Simply saying something like this with a smile, will be all the introduction you need.Self-Introduction in InterviewSomething similar to this would work well in answer to that dreaded "Tell me about yourself" question that interviewers love so much."Hi, I'm Jane Smith. I've always been passionate about Art, and I actually majored in Art History at college last year. Ever since, I've been pursuing my dream of becoming an Art handler so I can really work in an area I know a great deal about. So when I saw your job advertisement I couldn't stop myself from applying."Here you've introduced yourself clearly, told them exactly what your interests are, and sold yourself as the ideal person for the job.Networking"Hi, I'm Jane Smith. I help restore and preserve art. Just last week I actually worked on 'The White Bridge' by John Smith and I've led various projects throughout the years too. What I'm looking for now is to move into an area of Art where I have opportunities to create art of my own, as well as preserve other people's. Do you have any thoughts about how I might achieve that?"In networking it's important to state what you do, what you've done, and what you want to do. Networking is all about introducing who you are in a way that can show you off as a resource to others, but somebody who is open to new connections to help achieve what you want too.These are very specific examples, but if you include the tips we have pointed out above too, you'll see that introducing yourself really doesn't have to be hard. Be confident, speak clearly, and know what you might say, and you've already won half the battle.
Telling someone about yourself can be tricky if you're not sure how to go about it, but when you're in an interview or at the start of your first day on the job, giving someone an overview of your previous work and education experience isn't only necessary – it shows that you're excited to be there and prepared to work hard. Here are some examples of self introduction in English that you can use to introduce yourself.
You can check the video to learn more.. Self Introduction in English Examples Example 1:  Hello, my name is [name] and I am writing to introduce myself.
My interests include photography, art, and music. I enjoy making things out of clay and woodworking. I am a native of the United States and have been here for over 20 years now. I grew up in [city] where I attended school. After high school, I moved to [state] where I went to college at [school name]. During college, it was not easy for me to make friends because I was shy and quiet. It wasn't until after college when I started working at [job title], that my relationships with others changed for the better. At work, I was able to open up more as well as learn how to communicate better with others by using body language and tone of voice rather than words alone. This resulted in me being promoted from a part-time employee into an assistant manager position within two years of working there full-time! Example 2: Hello, I'm [first name], and I'm a writer. I've been writing for a while now, and it's become an integral part of my life. My passion for writing started when I was in elementary school. I got a pen and paper and wrote down everything that popped into my head—I couldn't stop! As my writing skills improved, so did my confidence as a writer. At first, people thought I was just a kid with a lot of energy; but now they see that writing is more than just something fun to do—it's something that makes me happy, and gives me clarity on what I want out of life, and helps me make sense of the world around me. So if you're interested in hiring me as your writer or if you have any questions about what it's like to work with me, please feel free to reach out! Example 3: Hi, I'm [name] and I work at [company] as a [job title]! I'm a recent college graduate and have been working in customer service for the past six months. I'm looking for opportunities to learn more about the customer service field and grow my skills to take on more challenging roles. [Company name] provides the best customer service in the world, and I am excited to join such an amazing team. Self Introduction Paragraph Examples Example 1: My name is [name], and I'm a [type of person]. I love to [what you love to do]. When I'm not working or doing what I love, my friends and family are the most important thing in my life. They mean the world to me. When they're around, I feel like everything is possible. I'm currently in my final year of university, and it's been one of the most amazing years of my life so far. I've learned so much about myself and how to be a better person, which has made me feel more confident than ever before. Example 2: Hi! I'm [name] and I'm so excited to meet you all. I'm a passionate, driven person who wants to do my part to make the world a better place. That's why I'm here at [company name]. I've got a lot of experience working in customer service, but I also have a passion for helping people find their best path forward when they're faced with challenges.




And that’s what we’re working on at [company name]: finding those solutions for our clients so they can focus on what matters the most—their business. I’m looking forward to getting to know you all! Read More: Example 3: Hi, my name is [name], and I’m here to tell you about my [job]. I’ve been working as a [job] for [number of years], and I love it. It’s an amazing job that allows me to do what I love most—make people happy! My favorite part of my job is seeing how much happiness can be brought into someone’s life when they’re feeling down or stressed out. I know that by helping people feel better, we’re all better off as a community. I also really enjoy meeting new people every day who need support in their journey through life. Being able to share what I know with them has helped me grow personally and professionally, so thank you for your support! Self Introduction Speech Examples For Students Example 1: Hi, my name is [name], and I’m about to give you a self-introduction speech. I’m going to tell you about myself in three parts: who I am, what I’ve done, and why I should be hired for this job.

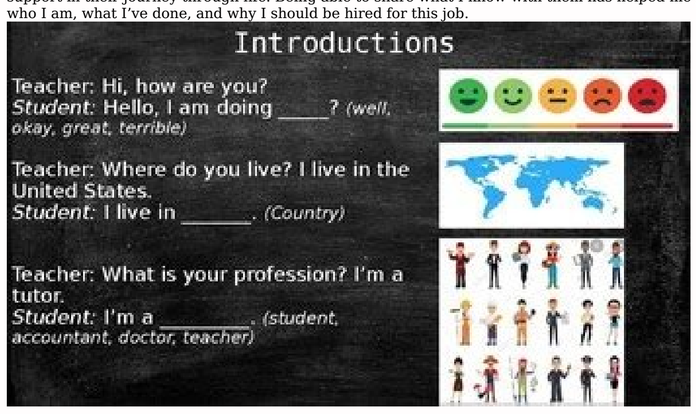


First, let’s talk about who I am: I’m [age] years old. I’ve been working as a [job title] for [amount of time]. And I love it! It’s made me very good at what I do and keeps me busy all day long. And now let’s talk about what I’ve done… I started working at the company when they were just starting, and now they’re one of the top 10 companies in our industry. They’re growing so fast that there are times when we can’t keep up with hiring new people or training them properly.
That’s where you come in—you’re going to help us hire some awesome new people who are ready to hit the ground running! And finally, why should you hire me? Well… because if this were a movie script, there would be no way for me not to get hired by your company! Example 2: Hello, my name is [name] and I am a student at [school]. I am interested in pursuing a career in the field of [industry], and I would like to study [field] at [school]. My current job is working as a marketing assistant for [company], where I handle all the emails and calls from clients, as well as manage our social media accounts. I have been working in this position for over three years now, and it has greatly improved my skillset in terms of customer relations and communication abilities. I would love to continue working for [company] after graduating from college with a degree in both marketing and business management. Example 3: Hello, my name is [name] and I’m a student at [school name]. I have always loved to learn and explore, so when I was in the 8th grade I started taking classes at my local college. Now, I have many different degrees from various programs and am heavily involved in the community at large. In my free time, I enjoy spending time with family, and friends and doing things that make me happy.
One of those things is hiking! Self Introduction Sample For Nurse Job Interview Example 1: Hi, I’m [name], and I hope to be the next one of you awesome nurses! I have a bachelor’s degree in nursing and am currently working as a nurse at [hospital name]. I’ve worked in many different areas, including ER, ICU, and medical-surgical. I love working with patients from all walks of life, but my favorite part is taking care of babies because they’re so sweet and innocent. I also enjoy helping others learn about their health, whether it’s through patient education or offering advice on dieting or exercise. Example 2: Hello, I’m [name] and I’m a nurse. I’ve been in the industry for many years and have worked with many different kinds of patients. I am looking to move into a leadership position, preferably with a hospital or nursing home to manage more than one unit. I believe that the most important part of my job is making sure that my patients are comfortable in their care environment and feel safe at all times. I also enjoy working with other staff members because they can help me access different areas of expertise, which makes me a better nurse and leader. I would love an opportunity to discuss how my experience could benefit your organization! Example 3: Hello, I’m [name] and I’m looking for a job as a nurse. I’m a middle school student who loves to help people. I’ve had experience working at [hospital name] and [hospital name], where I helped children get better after they were injured. I also love volunteering at the local animal shelter, where I’ve helped an elderly cat named [cat name]. The owner of the shelter said that she couldn’t find a home for her because she was old, but after working with her, I realized that she was still young at heart. The hospital where I work now is great and everyone there is very nice, but it’s not the same as being able to help people. It’s hard for me to watch someone get hurt or sick on my shift—especially when there’s nothing that I can do about it—and I want something more for myself than just working in healthcare. Self Introduction Speech Examples For School Students Example 1: Hello! My name is [name], and I’m here to introduce myself to the class. I’m from [city] in [country]. I’ve been living in the United States for five years now, but I’ve been here for seven. I love this country, and I love being able to learn more about it every day. In high school, I was a really good student—I got straight A’s all the time. But during my senior year, one of my teachers taught us how to write a speech about ourselves—and that’s when everything changed. Now when someone asks me what I want to be when I grow up, instead of saying “an accountant,” like everyone else says, I say “a teacher.” So this is me: A teacher who has learned so many things since she started working with children at the age of 18. And now at age 32, she has even more knowledge than she did before! Example 2: Hello, my name is [name], and I’m a student at [school name].
I’m excited to be here today because I’ve been wanting to go to this school for a long time. My favorite subject is math, so it’s cool that there will be an opportunity for me to learn more about that. I also love reading a lot of books and watching movies, so I think this is going to be a good fit for me.
My parents are very supportive of my dreams and help me whenever they can. They always make sure that I am doing what I want, so if you have any questions about anything related to school or your studies, feel free to ask them! Example 3: Hello, everyone! I’m [name], and I was just thinking about what to say. I think that you’re all really smart and kind, and it’s a pleasure to meet you! My name is [name] and I’m going to be taking your next test.
Hopefully, we’ll get along well enough to make it interesting. I’m here today because I want to talk about [topic]. It’s important to me because it affects my life every day, but also helps me think about things that are important in the world. Self Introduction Speech Examples Public Speaking Example 1: I am a passionate person, who loves to learn and share knowledge with others. I believe that every person should be treated equally, no matter their gender, race, or religion.
I have always dreamed of becoming an entrepreneur.
I have been working in the field for the last 6 years and it has become my passion now. I have completed my MBA from St. Xavier’s College and I worked as an Assistant Manager in a reputed company for 4 years before joining here at [company name]. Example 2: Hello, my name is [name] and I am a [job title]. I have been working as a [job title] for [number of years] and I have been enjoying every moment of it. I have always had a passion for [job title], and it is truly an honor to be able to work with such amazing people. I have been lucky enough to work with some of the most talented people in the world, including [famous person’s name], who has taught me so much about [job title]. I would like to thank you all for this opportunity because it has helped me grow both personally and professionally. It has brought me closer to my family and allowed me to meet new people who share similar interests.
Example 3: Hi, I’m [name], and I’m a professional speaker. I’ve been giving speeches for over 10 years, and I love it. My favorite part is being able to share what I know with other people engagingly. It’s also really fun to meet new people and hear their stories because then I can learn from them too! I also like that people are usually surprised when they find out how much time goes into preparing for a speech—it’s not just about speaking fast or moving your mouth around—but about making it personal and interesting for your audience. If you have any questions about anything related to public speaking, feel free to contact me at [email address]. Self Introduction Sample For Hr Interview Example 1: Hello, I’m [name], a junior HR professional at [company name]. I’m interested in the position of HR Manager, and I’m here today because I think you’re the right person for it. I have a Bachelor’s degree in Human Resources and a Master’s degree in Personnel Management, both from [school name]. My interests include [interests], which are things like [things], which are things like [things]. In my spare time, I enjoy watching sports on TV and playing volleyball with friends at the local park. Example 2: Hello, I’m [name] and I’m a [position] at [company name]. I love to work hard, which is why I’m so excited to be here. I’ve been working with [company name] for years now, and it’s been an amazing experience.
I’ve been able to learn so much about myself and the company in that time. I’d love to talk more about my experience with you! Please feel free to reach out if you’d like any additional details or want me to send you anything from HR. Example 3: Hello! I’m [name], and I would be happy to answer any questions you have about my qualifications for this position. I have a bachelor’s degree in computer science, but I’ve also spent the past six years working as a software engineer. In my current role, I’m responsible for building, maintaining, and improving our software products. Throughout my career, I’ve worked with engineers from all over the world who have taught me how to problem-solve creatively and work well with others. My experience with developers at [company name] has given me an understanding of what it takes to build quality products that meet our customers’ needs. The skills listed on my resume are just a small representation of the competencies that make me a great fit for this position: – Able to build robust, scalable systems that meet customer needs and respond quickly to change – Able to communicate effectively with other team members Self Introduction Examples For Experienced Software Engineers Example 1: Hello, I am [name], and I am an experienced software engineer. My specialty is in creating high-quality, well-tested code that solves business problems for my clients. I have been working with them for about five years, and have also worked as a freelance software engineer for several other companies during that time. I have a Bachelor’s degree in Computer Science from [school name]. After graduating, I worked as a software developer at [company name] for two years. During this time, I learned how to contribute my skills to the company by making contributions within the company’s code base. After working at [company name], I decided to pursue a career as a freelancer and started freelancing immediately. As a freelancer, my primary focus has been working on projects related to building web applications using mostly JavaScript-based technologies such as HTML5+CSS3/SASS/LESS/JAVASCRIPT (JS) frameworks like ReactJS or VueJS, or NodeJS (server side). However, I have worked with the PHP framework (Laravel) on some projects too. Example 2: Hi! I’m [Name] and I’m a software engineer at [company name]. I’ve been working in this industry for six years now, and it’s always been my dream to be in the field. When I graduated from college, I started working as a developer at one of the country’s largest consulting firms. After two years there, I decided to move on and pursue my dream of being a software engineer—and here I am today! I love what I do because it allows me to work on some cool projects. One of my favorite parts of being a software engineer is working with clients and helping them improve their products. It’s also very rewarding when you see how your work helps people take control of their lives or businesses.
Example 3: I am a software engineer with over 10 years of experience.
I have worked on many different projects, including web development, mobile applications, and backend systems. My strengths are in designing and implementing scalable solutions while maintaining high-quality standards. I am also very good at communicating my ideas effectively and creating solutions that meet the needs of my clients. I have worked in teams to develop solutions that are both functional and aesthetically pleasing. I would love to work on projects that allowed me to use my skills and knowledge to help solve real problems for people in our community. Self Introduction Sample For Virtual Assistant Example 1:  Hi there! My name is [your name here].
I am the founder of [company name] and I have been a virtual assistant for 10 years. I love helping people with their problems and helping them grow their businesses.
I’m also a huge fan of dogs, serial killers, and the Harry Potter series. Example 2:  I’m [name], and I’m a virtual assistant and web developer based in [location]. I bring over 15 years of experience as a web developer, working with both small and large businesses, to assist you in getting your projects off the ground. Whether you need help building websites, or just need someone who can manage your social media, my background as a web developer will help me keep you informed, on track, and able to stay focused on your goals. I have experience working with clients from all over the world and am always looking forward to helping others achieve their goals. Example 3:  Hello, I’m [name] and I’m a virtual assistant. I’ve been working as a VA for over [years] now, and I love it! I work with people who are looking to get their business off the ground, or who just need some extra help around the house. My clients are always happy with my work. In addition to being a VA, I’m also an avid reader and writer.
I enjoy helping others in any way that I can—whether it’s by offering advice or helping them write their copy for landing pages or emails.
I’ve worked on projects ranging from simple blog posts to complex web applications (both front-end and back-end), so whatever your project requires, you’ll find me very capable of handling it. Related Questions: Can An Introduction Be One Sentence? Yes. Just give your name and then your question.
There is no reason to list all your credentials first. That’s boring and drawn out. You should know about the community that you’re applying for. You don’t need to list the fact you are a school teacher, that you have a degree in English, that you have a spouse and 2 kids. All of that stuff is irrelevant when it comes to what you want to know, and you’re just wasting space. Can Introduction Be Two Paragraphs?
Yes. The introduction is a paragraph. That’s the whole rule. With that said, it can be two paragraphs, it can be ten paragraphs, and it can be a page. The length of your introduction is dependent on several factors: who you are writing for, how much time you have to write, how detailed you want to get, and how much detail your reader can absorb. With that said, let’s take a look at a few examples of great introductions: 1.
This is the best, most concise introduction I’ve ever read. Not only is the information short and sweet, but it gets right to the point and shows exactly what the reader has to do, and why it’s important. The Verdict: Self Introduction Examples Choose a template that you like, edit it and make it your own. When you’re done, add your photos to the design. Present yourself to the world with these stunning, professional designs for your self introduction. And as always, please feel free to contact me if you have a question or would like to give feedback on this article. Related