



# TSUBAKI TOP CHAIN



# Innovation



## Tsubaki Top Chains: The Result of Trust and Close Ties with Customers

We bring customers ideal chain solutions by putting our materials technology to work.

### Comprehensive Product Selection

Wide Selection

Tsubaki's line-up of top chains offers an extensive range of features and constructions. We also have a wealth of accessories besides chains. If you're looking for a particular type of chain to suit your needs or improve work processes, you'll find it at Tsubaki.



### Dedication to Quality and Technology

High Quality  
& Technology

Tsubaki's Kuki Plant meets the needs of worldwide customers through its long years of know-how, consistently high quality, and continuing quest for new technology. We believe that it's our dedication to quality and technology, along with our spirit of endeavor, that allow us to satisfy our customers.



### Economical and Environmental

Environment

Today, more than ever, we must do all we can to reduce our environmental impact. By using the plastic chains that are core to our top chain line-up, customers can reduce their energy consumption and the man-hours needed for waste disposal. This makes our top chains economical and environmentally friendly.



# in Motion

## Our Mission

We aim to provide the best value and comprehensive solutions to our customers worldwide.

## Our Vision

We aim to be a world-leading company in plastic chain products and modular conveyor systems.



## Tsubaki Group Environmental Policy

### Philosophy

The Tsubaki Group believes that environmental conservation is a critical challenge facing humanity. We will remain mindful of the environment in all our operations and contribute to the world through our workmanship.

### Basic Policy

- We will acknowledge the environmental impact of our operations, products, and services. In the interests of environmental conservation, we will use our creativity to exhibit industry leadership in reducing our environmental load.
- We will create a management system for environmental conservation and will promote pollution control and continual improvement.
- We will strictly comply with environmental laws, rules, and regulations, and we will seek to develop good relationships with our stakeholders.
- Through environmental training and in-house public relations, we will work to enhance awareness of environmental conservation among all Tsubaki Group employees.

At the Kuki Plant, we strive to protect the environment by conducting green business activities and offering products and services with minimal environmental impact.



Kuki Plant



# Tsubaki Top Chain Features and Line-up

## Plastic Chain Features



### Protects Conveyed Goods

Using a roller conveyor or steel chain to convey objects such as parts, manufactured items, pallets, and the like can result in damage from sliding or impact. The unique softness of plastic top plates makes them ideal for transporting products and materials that are easily scratched.



### Simple Construction

Plastic chain consists of connecting pins and links with a top surface on which objects are carried. Links can be removed or replaced simply by removing the connecting pins—there's no need to remove bearing blocks, as is the case with flat belts. Attachments are available that can be removed with a flat-blade screwdriver.

Note: Except for steel-base chains.



### Lightweight

Plastic chain is one-third the weight of stainless steel chain. In addition, using plastic pins (Plastic Pin series) provides a further 15% to 25% reduction in weight, minimizing required power and making handling easy.



### Excellent Sliding Performance (Low Friction)

With a friction coefficient 30% to 60% lower than that of stainless steel, plastic chain requires less power and is less likely to cause conveyed objects to topple from frictional resistance. Whereas flat belts are prone to sudden rupture from sliding with conveyed objects, most plastic chain uses polyacetal resin, which offers superior sliding properties over a long service life.



### Quiet Operation

Plastic chain is 5 dB to 7 dB quieter than stainless steel top chain, with less ear-jarring noise.



### Sanitary

Plastic chain is sanitary because it will not rust or corrode. Food items and the like can be placed directly onto the links, and because this chain does not use lubricant, the work environment can be kept clean and sanitary.

## Stainless Steel Top Chain Features



### High Allowable Load

Maximum allowable load is approximately double that of TTP and TP series plastic top chains.



### Heat Resistant

304 stainless steel top chains can be used in temperatures ranging from  $-20^{\circ}\text{C}$  to  $400^{\circ}\text{C}$ .



### Corrosion and Chemical Resistant

When all components are made from 304 stainless steel, these chains can serve as standard corrosion-resistant chains.

## Plastic and Stainless Steel Chain Comparison Chart


Parameter	Plastic	Stainless Steel (SS)	Parameter	Plastic	Stainless Steel (SS)
Noise	-5 dB to -7 dB	With SS as 0	Operating temperature	-20°C to 80°C (with some exceptions)	-20°C to 400°C
Weight	1/3	With SS as 1		Allowable load	1/2
Coefficient of friction	1/1.5 to 1/2.5	With SS as 1			

## Plastic Modular Chain

Plastic Modular Chains use an alternating combination of interconnected modular engineering plastic links to transport goods in large quantities on wide, belt-shaped conveyors. Chain-sprocket engagement ensures reliable drive without any slippage. Different link types are available according to application and type of goods being conveyed: closed, open, net, and GTO-K types.

In addition, the line-up has been expanded to include magnetic, rubber, and flight types suitable for inclined conveyance.


Conveying surfaces are available in widths as narrow as 50 mm. Plastic Modular Chain offers a wider conveying surface than Plastic Block Chain or Plastic Top Chain.



## Plastic Top Chain

Top plates and chain parts are made of engineering plastic and are connected by pins. Another type features plates of engineering plastic combined with steel base chains. Yet another type includes rollers attached to a plastic top plate chain. The rollers rotate freely and reduce line pressure during accumulation.

Plate width ranges from 50 mm to 304.8 mm, and can be selected to match the objects being conveyed.




## Plastic Block Chain

The small pitch of Plastic Block Chain allows smaller-diameter sprockets to be used, reducing the dead space between conveyors and ensuring smooth transfer of conveyed goods from one conveyor to another.

Plastic Block Chain features a simple construction in which block-shaped links are connected by pins.

Link width is narrow, ranging from 13 mm to 60 mm, enabling Plastic Block Chain to be installed in confined spaces.



## Stainless Steel Top Chain


Stainless steel top chain uses highly corrosion-resistant stainless steel for key components. Two styles are available: one in which top plates are integrated with the chain, and one in which the two components are separate and mechanically joined. Stainless steel top chain offers a higher maximum allowable load than standard plastic top chain.




# Tsubaki Top Chain Line-up

## Plastic Modular Chain


### Straight Running




WT1505-K ..... 29




WT1505G-K..... 30




WT1505GTO-K..... 31




WT1506-K ..... 32




BTN5 & BTN5-A ..... 39•40




BTC6 ..... 42



BTO6 ..... 43




BTN6 ..... 44



BTC8 & BTC8-A ..... 46•47




BTC8S ..... 49




WT2250FT ..... 51




WT2250FG ..... 52



WT2250  
(Flight-Attachable Chain) .. 53



WT2250VG ..... 55




WT2505-K ..... 57




WT2506-K ..... 58

# Plastic Modular Chain


## Straight Running




BTM8H ..... 59




WT3005-K ..... 61



WT3005G-K ..... 62




WT3086-K ..... 63



WT3086G-K ..... 64



WT3816-K ..... 65




BTH16 ..... 66

# Tsubaki Top Chain Line-up

## Plastic Modular Chain: Fixed-Width Type

### Straight Running




BTC4-M ..... 67




WT1505G-M ..... 69




WT1505GTO-M ..... 70




WT1515G-M ..... 71




BTC8H-M &  
BTM8H-M ..... 72




WT2505-M ..... 73




WT2505G-M ..... 74



BTO8-M ..... 75




WT3005G-M ..... 77



WT3086G-M ..... 78

### Sideflexing




WT3085-C325 ..... 79




# Plastic Top Chain


## Straight Running




TTP ..... 81




TTP-P ..... 85




TTPH & TTPH-P ..... 87




TTPT ..... 88




TTPDH ..... 89




TTPM ..... 90




TPF ..... 91




TP-OTD ..... 93




TPS & TPS-P ..... 95




TPH & TPH-P ..... 99




TPSS ..... 101




TPM ..... 103



TPM-SNT & TPM-P-SNT ..... 104



TPRF2040 ..... 106



TPRF2060 ..... 107


# Tsubaki Top Chain Line-up

## Plastic Top Chain

### Sideflexing




TTUP & TTUP-P ..... 109




TTUPH..... 111




TTUP-M & TTUPT-M  
..... 112



TTUPS ..... 113




TTUPM-P..... 114




TPU & TPU-P..... 115



TPU-LH & TPUT-LH  
..... 117•118




TPUS ..... 119




TPUM ..... 121



TPUH-BO ..... 123



TPUSR550..... 125



TPUSR826..... 127



TP-UB36..... 129



TPUN555..... 131




TPUN550-LH..... 135



TPUN535-LH..... 135

# Plastic Top Chain


## Sideflexing



TP-50UNS ..... 137



TP-50UNS-D76 ..... 139




TP-50UN-T95 ..... 140



TPCC420 & TPCC420-T  
..... 141



TORP & TOSP ..... 143




TP-36AK ..... 145


# Tsubaki Top Chain Line-up

## Plastic Top Chain


### Snap Top Chain




TN..... 147



TNU ..... 149



TP-PT ..... 151




TP-PTS..... 152




TP-1873-T ..... 153

# Plastic Top Chain

## Chain with Accumulation Rollers




TTPDH-LBP..... 155



TPUS-LBP ..... 156




TP-30UTW-LAP..... 157



TP-36UTW-LAP..... 158

## Plastic Roller Table



ST Roller Table ..... 160




RT Roller Table ..... 161


# Tsubaki Top Chain Line-up

## Plastic Block Chain

### Straight Running



RSP ..... 163



RSP-P ..... 165




RSP-SL ..... 166



RSP-PO8PF ..... 167



RSP-PO8PFT ..... 168




RSP60-2 ..... 169

### Sideflexing



RSP60-CU &  
RSP60P-CU ..... 170



RSP60-CU-2 ..... 171


## Snap Cover Chain




RF-SC & RS-SC ..... 173

# Stainless Steel Top Chain

## Straight Running




TT ..... 179




TS & TSA ..... 181


## Sideflexing



TTU ..... 183




TTKU ..... 185



TRU ..... 186




TO ..... 187



TU ..... 188

# Tsubaki Top Chain Line-up


## Plastic Guide Rails




P/PMW/M plastic rail··191 Solidur® ..... 193

## Top Chain Components

### Chain Guide Parts



Return roller.....203•205•206




Guide flange ..... 203



Spacer ..... 206



High-rotation return roller ..... 204



Modular transfer roller plate ..... 208



Sliding shoe..... 207



Sliding shoe..... 207



Spacer ..... 207



Washer ..... 207

### Frame Support Parts

Installation examples: page 212/213



Bearing head .... 215



Side top bracket··216



Connecting joint··216



Reduction bush···219



Threaded tube end ·· 219



Support base..... 217•218




Universal foot ..... 219–222


### Product Guide Parts

Installation examples: page 223/224


#### Guide Rails



Guide rail .....226



Accumulation roller side guide..... 227



Roller module side guide ..... 227




# Top Chain Components

## Product Guide Parts

Installation examples: page 223/224


### Guide Rail Clamps & Other Clamps



Guide rail clamp ..... 228•230




Photosensor clamp .. 229    Clamp for round bar.....230    Cross block ..... 231    Clamp lever ..... 232



Guide bar holder..... 232    T-shaped clamp..... 234

### Adjustable Brackets



Adjustable bracket .....235    Spacer .....236    Adjustable head.....237



Knob ..... 237    Guide pin ..... 238    Clamp pin ..... 238    Bracket pin ..... 238

### Tray Supporters



Tray supporter ..... 239    Fixing washer ..... 239

## Bearing Units

Installation examples:  
page 240

## Disconnecting and Connecting Tools



Diamond flange ..... 241    Square flange ..... 242




Disconnecting and connecting tools... 209•210


# Top Chain

## Plastic Top Chain

**Plastic Modular Chain** Page 29



**Plastic Top Chain** Page 81



**Plastic Block Chain** Page 163



## Stainless Steel Top Chain

**Stainless Steel Top Chain** Page 179



# Top Chain Parts and Components

Page 191



# [ Table of Contents ]

Top Chain Features	3
Top Chain Line-up	5
Specifications (Plastic Chain Materials)	19

## ■ Plastic Modular Chain

Straight Running (Wide Type)	29
Straight Running (Fixed-Width Type)	67
Sideflexing (Fixed-Width Type)	79

## ■ Plastic Top Chain

Straight Running	81
Sideflexing	109

## ■ Plastic Block Chain


Straight Running	163
Sideflexing	170
Straight Running (Snap Cover Chain)	173

## ■ Stainless Steel Top Chain

Straight Running	179
Sideflexing	183

## ■ Top Chain Accessories


Plastic Guide Rails	191
Chain Guide Parts	203
Frame Support Parts	212
Product Guide Parts	223
Bearing Units	240
Disconnecting and Connecting Tools	209



# Specifications (Plastic Chain Materials)

## Standard Series

### General-purpose polyacetal chain links



Color: Gray



Color: White

**1. General-purpose type**

Uses a commercial-grade polyacetal resin with excellent mechanical properties.

**2. Antistatic**

Features antistatic properties to prevent adhesion of dust and wear dust from static electricity (color: gray only).

Note: 1. Some products, such as plastic roller tables and universal chain, do not use the description "Standard Series."  
2. For gray or white color, refer to specific product page.

## LF Low Friction/Anti-Wear Series

### Low-friction wear-resistant polyacetal chain links

**1. Protects conveyed items**


Coefficient of friction is 15% to 45% lower than Standard Series, resulting in reduced line pressure during accumulation and minimizing potential scratching or other damage to conveyed items.

**2. Long life (compared to Standard Series)**


Chain life is 1.2 to 2 times longer than Standard Series because of lower chain load.

**3. Smooth divergence and accumulation of conveyed items**


**4. Less required drive power**



LFW (color: white)



LFG (color: green)



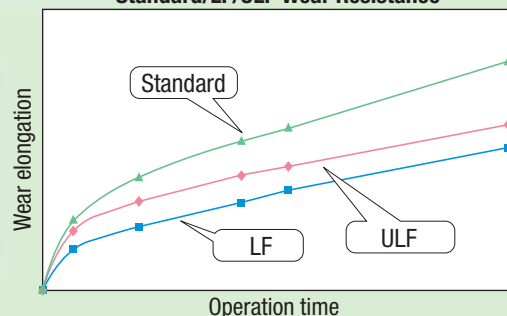
LFB (color: brown)

Three different chain link colors are available.

#### Applications

- Versatile type of chain that can be used in a wide range of applications
- Ideal in harsh conditions (high speeds, high loads) where chain elongation is accelerated resulting in short chain replacement cycles
- Ideal in high line pressure conditions where conveyed goods may be damaged


Standard/LF/ULF Wear Resistance



## ULF

## Ultra Low Friction Series

## Ultra low friction polyacetal chain links



ULF (color: blue)

## 1. Protects conveyed items

A special material incorporating a silicone-based lubricant significantly lowers the coefficient of friction by 15% to 30% compared to that of LF Series (under dry conditions). Line pressure is reduced during accumulation, minimizing potential scratching or other damage to conveyed items.

## 2. Smooth divergence and accumulation of conveyed items

## 3. Less required drive power

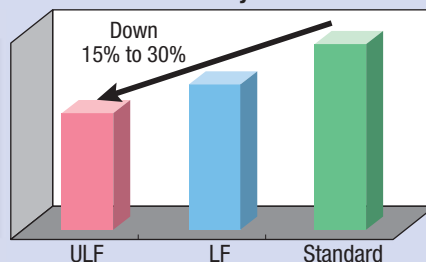
Caution: As ULF chain uses a silicone-based lubricant, refrain from using it where there is a risk of peeling during the printing process. Also, depending on usage conditions, ULF chain may generate more wear dust than LF chain.

## Applications

- Ideal for conveying PET bottles and paper packs
- Ideal for use in accumulation areas just before casers and inspection equipment
- Ideal for combiners
- Ideal for reducing or eliminating lubricants (soapy water, etc.)
- When better slipperiness than the LF Series is desired



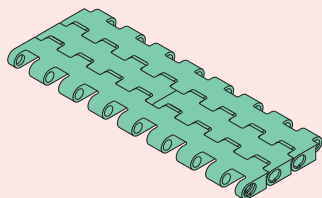
## Coefficient of Dynamic Friction



## UL

## Low Friction Series

## Low-friction polyacetal chain links



UL (color: green)

## 1. Protects conveyed items

Coefficient of friction is 7% to 28% lower than Standard Series, resulting in reduced line pressure during accumulation and minimizing potential scratching or other damage to conveyed items.

## 2. Smooth divergence and accumulation of conveyed items

## 3. Less required drive power


## Applications

- Versatile type of chain that can be used in a wide range of applications
- Ideal in high line pressure conditions where conveyed goods may be damaged

## NLF

## Low Friction Series

## Low-friction polyacetal chain links



NLF (color: dark gray)

## 1. Protects conveyed items

Coefficient of friction is 10% to 30% lower than Standard Series, resulting in reduced line pressure during accumulation and minimizing potential scratching or other damage to conveyed items.


## 2. Smooth divergence and accumulation of conveyed items

## 3. Less required drive power

## Applications

- Versatile type of chain that can be used in a wide range of applications
- Ideal in high line pressure conditions where conveyed goods may be damaged

## Corrosion-resistant polyacetal chain links



WR (color: green)

### Applications

- When using chemicals such as sodium hypochlorite
- Ideal in high line pressure conditions that can damage goods

### 1. Protects conveyed items

Coefficient of friction is 7% to 28% lower than Standard Series, resulting in reduced line pressure during accumulation and minimizing potential scratching or other damage to conveyed items.

### 2. Corrosion resistant

Improved resistance to corrosion from sodium hypochlorite and similar chemicals. Ideal for food and beverage conveyors.

### 3. Smooth divergence and accumulation of conveyed items

### 4. Less required drive power

## Special engineering plastic chain links



Y (color: matte white)

### Applications

- Conveyors for production lines for lithium-ion batteries and similar products
- Conveyors for batteries
- Chemical cleaning processes for printed circuit boards and silicon wafers
- Conveyors in food processing plants that use chlorine-based cleaning solutions (lines for products that contain acid such as vinegar and retort packaging lines)

### 1. Chemical resistant

These chains are designed to resist most organic solvents, inorganic salts, acids, alkalis, and oxidizers.


### 2. Impact resistant

Plastic has greater resistance to chipping and shattering than Standard Series.

### 3. Conforms to food sanitation regulations

Manufactured from materials in accordance with Japan's Food Sanitation Act.

**A Super Chemical Resistant Series (SY) is also available with titanium connecting pins for even greater chemical resistance. (Refer to product pages.)**



## Special engineering plastic chain links



E (color: black)

### 1. Electroconductive

Superior electroconductivity compared to Standard Series, with specific volume resistivity of  $10^6\Omega\text{-cm}$  or less (specific volume resistivity of Standard Series is  $10^{14}$  to  $10^{15}\Omega\text{-cm}$ ).

### 2. Antistatic

Outstanding electroconductivity prevents electrical noise and sparking.

### 3. Conforms to food sanitation regulations

Manufactured from materials in accordance with Japan's Food Sanitation Act.

**Note: When using steel sprockets and rails, the entire conveyor should be grounded.**

### Applications

- Conveying printed circuit boards after soldering
- Protection against sparking (electrostatic discharge) after accumulation or washing/drying machines
- Conveying automotive parts (electrical components)
- Conveying solar panels to cutting machines before and after the lamination process
- Applications in which a black-colored chain is desirable

KV

## Heat Resistant/High Speed Series

## Special engineering plastic chain links

KV150/KV180/KV250  
(color: black)

## Applications

- Shrink packaging
- Drying lines
- High-speed conveyor lines for empty cans
- Conveyors for before and after drink fillers
- Where polyacetal chain links are prone to corrosion by chemicals

## High speed



## Heat resistant

1. **Heat resistant**  
Withstands temperatures up to 150°C (KV150), 180°C (KV180), or 250°C (KV250).
2. **High conveyance speed**  
Can be used at speeds up to 200 m/min (for Plastic Top Chain).
3. **Chemical resistant**  
Excellent resistance to chemicals used for cleaning and sterilization.
4. **Electroconductive**  
Surface electrical resistance is low ( $10^9\Omega$ ) and the chain does not generate static electricity. Suitable for preventing dust adhesion and sparks.
5. **Fire resistant**  
Conforms to UL standard V-0 classification (UL's highest flame-resistant classification). (Except KV150)
6. **Conforms to food sanitation regulations**  
Manufactured from materials in accordance with Japan's Food Sanitation Act. (Except KV150)

Note: 2 dB to 3 dB louder compared to Standard Series chains. KV150 is specifically designed for use in dry environments.

HS

## High Speed Series

## Special engineering plastic chain links

HS (color: cream)



## Applications

- High-speed conveyor lines for filled or empty cans

1. **High speed**  
High limiting PV value of 230 m/min (straight line).
2. **Conforms to food sanitation regulations**  
Manufactured from materials in accordance with Japan's Food Sanitation Act.

## Notes on use:

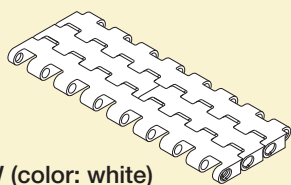
- Dry environments only.
- Available only with stainless steel pins.
- Allowable load is approximately 80% of Standard Series.
- Stainless steel rails (polished) should be used for high-speed applications.

HTW

## Heat Resistant Series

## Polypropylene chain links

HTW (color: white)



## Applications

- Chain for use in warmers and coolers in beverage plants
- Conveyors for batteries
- Slightly inclined conveyors

1. **Maximum usable temperature: 105°C**  
Ideal chain for use in coolers and warmers in beverage plants where hot water is used.
2. **Chemical resistant**  
Excellent chemical resistance, including to acids and alkaline substances.
3. **High friction**  
Coefficient of friction is 1.2 to 1.6 times the Standard Series. Can be used at a slight incline under dry conditions.
4. **Lightweight**  
About 40% lighter than polyacetal chain. Easy to handle and can reduce drive power requirements.

Note: Max. allowable load is approx. 40% of Standard Series.

## Low-friction wear-resistant polyacetal chain links with antimicrobial formula



MWS (color: cream)

### Applications

- Ideal for cleaning measures in bottling factories
- For food conveyors where food is placed directly on the conveyor or where cans are sealed
- Ideal in wet conditions caused by moisture and dew condensation (especially the exit and entrance of shower equipment, retort unloader, etc.)
- Ideal for mold prevention and conditions where the conveyor becomes dirty easily from the surrounding environment

### Antibacterial/Anti-Mold Features

■ Status after 24 hours at 35°C (saccharomyces)

LF equivalent	MWS

Note: Test method  
Antimicrobial Products: Test for Antimicrobial Activity and Efficacy I (1995), in accordance with film contact method

- Organization contracted to perform test: Japan Food Research Laboratories
- Date certificate of analysis issued: August 6, 1997
- Certificate of analysis issue number: No. 397050652-002

### 1. Excellent antibacterial and mold resistant properties

This chain employs a proprietary antimicrobial agent. As well as being effective against bacteria such as colon bacillus (E.coli), staphylococcus, and lactobacillus, its anti-mold properties are effective against blue and other forms of mold.

### 2. Long lasting

The antimicrobial agent is inorganic and is mixed uniformly into the plastic material during the manufacturing process. Even if wear eventually occurs on the chain surface, the antibacterial and anti-mold functions remain strong.

### 3. Safe

Worry-free due to highly safe antimicrobial agents. The base material complies with Japan's Food Sanitation Act (Ministry of Health, Labour and Welfare Notification No. 20), and additional antimicrobial and anti-mold functions make this chain suitable for use in food-related applications.

### 4. Advanced functions

The link materials are made of low-friction/anti-wear material. Virtually no change in performance arises from the addition of antimicrobial agents, ensuring superb low-friction and anti-wear properties.

### Test Results for Antimicrobial Activity (Compared to LF Equivalent Chain)

Test strain	Test specimen	Immediately after inoculation	After 24 hours at 35°C
E. coli	MWS	$2.4 \times 10^5$	⇒ Not detected
	LF equivalent	$2.4 \times 10^5$	⇒ $2.0 \times 10^7$
Staphylococcus aureus	MWS	$1.4 \times 10^5$	⇒ Not detected
	LF equivalent	$1.4 \times 10^5$	⇒ $2.9 \times 10^4$
Saccharomyces (a type of yeast)	MWS	$2.1 \times 10^3$	⇒ Not detected
	LF equivalent	$2.1 \times 10^3$	⇒ $7.9 \times 10^2$
Lactobacillus	MWS	$1.2 \times 10^4$	⇒ Not detected
	LF equivalent	$1.2 \times 10^4$	⇒ 50
Pathogenic E. coli 0-157 (H7)	MWS	$6.0 \times 10^4$	⇒ Not detected
	LF equivalent	$6.0 \times 10^4$	⇒ $1.8 \times 10^3$

### Fungal Growth Test Results (Compared to LF Equivalent Chain)

Test fungus	Test specimen	After 7 days	After 14 days	After 21 days
Blue mold	MWS	0	0	0
	LF equivalent	1	1	3

### Method of Rating Test Results

Rating	Description
0	No fungus growth evident
1	Trace fungus growth evident (coverage of less than 10% of surface of test specimen)
2	Light fungus growth evident (coverage of 10% to 30% of surface of test specimen)
3	Moderate fungus growth evident (coverage of 30% to 60% of surface of test specimen)
4	Heavy fungus growth evident (coverage greater than 60% of surface of test specimen)

Note: Test method  
Conforms to ASTM G21 (Standard Practice for Determining Resistance of Synthetic Polymeric Materials to Fungi)

- Organization contracted to perform test: Japan Food Research Laboratories
- Date certificate of analysis issued: July 18, 1997
- Certificate of analysis issue number: No. 397050653-001



## MPD/MPW

## Metal Detectable Series

## Special engineering plastic chain links



MPD/MPW (color: black)

## Applications

- Conveyors on which foodstuffs are carried directly on the chain surface before entering packaging machinery
- Food (such as frozen noodles) can be placed directly on the chain surface (MPW)
- Transporting of trays in bakeries (MPD)

## 1. Can be detected by a metal detector

In the unlikely event that a conventional plastic chain breaks, chips or fragments of the broken chain cannot be detected by metal detectors. However, the plastic material used in these chains is metal detectable, preventing food contamination.

## 2. Impact resistant

Does not chip easily even when chain is subjected to mechanical shock.

## 3. Conforms to food sanitation regulations

Manufactured from materials in accordance with Japan's Food Sanitation Act.

## 4. Usage environment

MPD: Dry environments MPW: Wet environments

## 5. Allowable load

MPD: Approx. 80% of Standard Series

MPW: Approx. 40% of Standard Series

## DIA

## Impact Resistant Series for Dry Environments

## Special engineering plastic chain links



DIA (color: cream)

## Applications

- Transporting of trays in bakeries
- Dry transport of foodstuffs placed directly on the chain
- Slightly inclined food transport conveyors

## 1. Super-high impact resistance

Plastic resists chipping even if the chain is subjected to mechanical impact. In addition, in the unlikely event that the chain breaks, the plastic tends not to shatter.

## 2. High friction

Coefficient of friction is 1.2 times the Standard Series. Can be used at a slight incline under dry conditions.

## 3. Conforms to food sanitation regulations

Manufactured from materials in accordance with Japan's Food Sanitation Act.

## 4. Lightweight

About 20% lighter than polyacetal top chain. Easy to handle and can reduce drive power requirements.

**Impact resistance**  
(resistance to chipping or shattering  
when subjected to mechanical impact)


DIA >> DIY > Standard Series  
Better ← → Worse

Caution: This chain is specifically designed for use in dry environments. Do not use in wet conditions, such as conveyor applications involving exposure to water or with water lubrication.

## DIY

## Impact Resistant Series for Wet and Dry Environments

## Special engineering plastic chain links



DIY (color: green)

## Applications

- Transporting of food items or containers in wet environments
- Situations in which equipment is frequently disinfected
- Situations in which using polyacetal chain—where there is the chance of chipping or shattering—would be problematic

## 1. Highly impact resistant

Compared to polyacetal plastic chain, this plastic is more resistant to chipping or shattering even when the chain is subjected to mechanical impact.

## 2. Chemical resistant

Excellent resistance to chemicals used for cleaning and sterilization. Suitable for conveyor equipment that is sterilized or cleaned frequently.

## 3. Non-sticky

Conveyed objects tend not to stick to the chain.

## 4. UV resistant

Excellent weatherability compared to polyacetal plastic chain.

## 5. Conforms to food sanitation regulations

Manufactured from materials in accordance with Japan's Food Sanitation Act.

**Impact resistance**  
(resistance to chipping or shattering  
when subjected to mechanical impact)

DIA >> DIY > Standard Series  
Better ← → Worse

Caution: Plastic fragments may shatter under certain conditions, such as use at low temperatures.

Series	Features, Applications	Notes
<b>Freezer (LTW)</b>	<ul style="list-style-type: none"> <li>• Link: Polyethylene (white)</li> <li>• Pin: Polyethylene</li> <li>• Conveyor applications for freezers</li> <li>• Suitable for conveying in low-temperature environments</li> </ul>	<ul style="list-style-type: none"> <li>• Allowable load is about 33% of Standard Series</li> <li>• Operating temperature range: -70° to 60°C</li> <li>• Supported chain configurations: BTN5, BTC6, BTN6, and BTC8 Plastic Modular Chain</li> </ul>
<b>Electrostatic Preventive (SE)</b>	<ul style="list-style-type: none"> <li>• Link: Special polyacetal (gray)</li> <li>• Pin: 304 stainless steel, plastic</li> <li>• Specific volume resistivity: <math>1 \times 10^{13} \Omega \cdot \text{cm}</math> (Standard Series <math>1 \times 10^{14}</math> to <math>10^{15} \Omega \cdot \text{cm}</math>)</li> <li>• Counters dust and wear dust adhesion by static electricity (counters static electricity when conveyance is dry)</li> <li>• Antistatic properties have been added to Standard Series gray- and green-colored chain</li> </ul>	<ul style="list-style-type: none"> <li>• Allowable load is equal to that of Standard Series</li> <li>• Coefficient of friction is equal to that of Standard Series</li> <li>• Knurled pin type: Available</li> <li>• Plastic pin type: Available</li> <li>• When using steel sprockets and rails, the entire conveyor should be grounded.</li> <li>• Operating temperature range: -20° to 80°C (upper limit is 60°C for plastic pins in wet environments)</li> </ul>
<b>Middle Friction (MF)</b>	<ul style="list-style-type: none"> <li>• Link: Yellow</li> <li>• Pin: Plastic</li> <li>• Material has a moderate degree of friction; ideal for incline conveyors</li> <li>• Dry environments only</li> </ul>	<ul style="list-style-type: none"> <li>• Allowable load is about 75% of Standard Series</li> <li>• Coefficient of friction is 1.1 times the Standard Series</li> <li>• Stainless steel pin type: <b>Not available</b></li> <li>• Plastic pin type: Available</li> <li>• Operating temperature range: -20° to 80°C (dry environments only)</li> </ul>
<b>Super Chemical Resistant (SY)</b>	<ul style="list-style-type: none"> <li>• Link: Special engineering plastic (matte white)</li> <li>• Pin: Titanium (diamond knurled)</li> <li>• Y Series pin changed to titanium, thereby enhancing chemical resistance</li> </ul>	<ul style="list-style-type: none"> <li>• Allowable load is about 50% of Standard Series</li> <li>• Coefficient of friction is equal to that of Standard Series</li> <li>• D-pin type: <b>Not available</b></li> <li>• Plastic pin type: <b>Not available</b></li> <li>• <b>DO NOT</b> use in locations where open flames are present or in high-temperature environments</li> <li>• Operating temperature range: -20° to 80°C</li> </ul>
<b>Acid Resistant (AR)</b>	<ul style="list-style-type: none"> <li>• Link: Special engineering plastic (white)</li> <li>• Pin: 304 stainless steel</li> <li>• Compared to Standard and LF Series, corrosion resistance is excellent; however, affected by strong acids and alkalis</li> <li>• Resists corrosion by soapy water containing sodium hypochlorite</li> </ul>	<ul style="list-style-type: none"> <li>• Allowable load is about 90% of Standard Series</li> <li>• Coefficient of friction is equal to that of Standard Series</li> <li>• Plastic pin type: <b>Not available</b></li> <li>• <b>DO NOT</b> use in an environment where exposed to water of a temperature greater than 60°C</li> <li>• Operating temperature range: -20° to 80°C (upper limit is 60°C in wet environments)</li> </ul>
<b>High Friction (HF)</b>	<ul style="list-style-type: none"> <li>• Link: Special polyacetal (cream)</li> <li>• Pin: 304 stainless steel, plastic</li> <li>• Ideal for incline conveyors, etc.</li> </ul>	<ul style="list-style-type: none"> <li>• Allowable load is about 50% of Standard Series</li> <li>• Coefficient of friction is 1.1 times the Standard Series</li> <li>• Knurled pin type: <b>Not available</b></li> <li>• Plastic pin type: Available</li> <li>• Operating temperature range: -20° to 50°C (dry environments only)</li> </ul>
<b>Ultraviolet Resistant (UVR)</b>	<ul style="list-style-type: none"> <li>• Link: Special polyacetal (light gray)</li> <li>• Pin: 304 stainless steel, plastic</li> <li>• Excellent resistance to outdoor ultraviolet degradation (discoloration, loss of strength) compared to Standard and LF Series</li> </ul>	<ul style="list-style-type: none"> <li>• Allowable load is equal to that of Standard Series</li> <li>• Coefficient of friction is equal to that of Standard Series</li> <li>• Knurled pin type: <b>Not available</b></li> <li>• Plastic pin type: Available</li> <li>• Operating temperature range: -20° to 80°C (upper limit is 60°C for plastic pins in wet environments)</li> </ul>

**Note:**

- Specifications other than those listed above can be manufactured to suit various customer environments. Contact a Tsubaki representative for details.
- Contact a Tsubaki representative regarding availability of the above specifications for specific chain types.

**Pin specifications**

- D-pins

Pin cross-section has a "D" shape with a protrusion. This protrusion engages the link body and prevents the pin from coming out.

- Knurled pins

A knurling process is applied to one end of the connecting pin. The knurled part is press-fit into the link body to prevent the pin from coming out.


For details, please refer to Pin Shapes on the following page.

# Pin Specifications

## Pin Materials

### Plastic Pins

Special engineering plastic is used instead of stainless steel



### Applications

- Easy disposal** ● Reduced disposal costs
- Electromagnetic waves** ● Metal detectors, heating equipment, others
- Water lubricant** ● Ideal when wear life is shortened due to the use of stainless steel pins

### Stainless Steel Pins

#### Features

- Most commonly used connecting pins in the world
- Assured allowable load: Supports top chain strength

#### Applications

- Ideal for situations that demand heat resistance, such as exposure to ambient hot temperatures or water temperatures greater than 60°C

#### 1. Allowable load roughly equal to stainless steel pins (80% to 100%)

Improvements have been made to the structure of the thick plastic pins and hinges.

#### 2. Long life

A combination of proprietary Tsubaki materials allows the chain to exhibit outstanding wear resistance between the pin and bushes under dry, soapy water, or wet conditions. The chain works particularly well when using water as the lubricant.

#### 3. Lightweight

15% to 25% lighter than stainless steel pin top chains. Easy to handle and effective in reducing noise and required power.

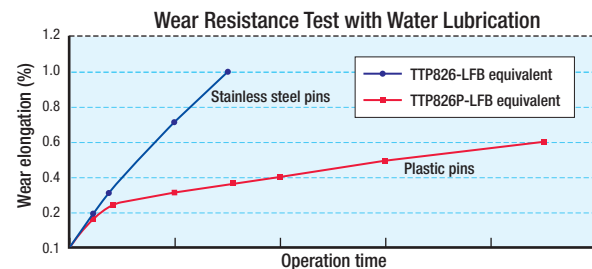
#### 4. Easy disposal

As the entire chain is made of plastic, it can be disposed of as is.

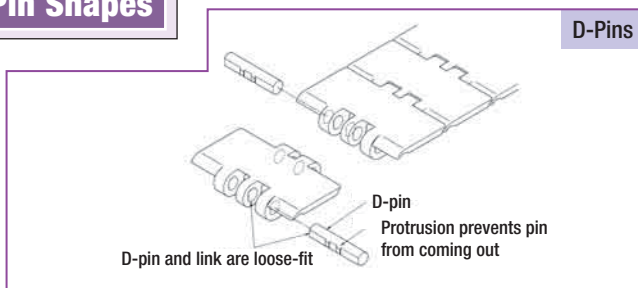
#### 5. Conforms to food sanitation regulations

The links and pins are manufactured from materials that are in accordance with Japan's Food Sanitation Act.

Note: Operating temperature up to 60°C is allowed when plastic pin chains are used in wet conditions.



## Pin Shapes



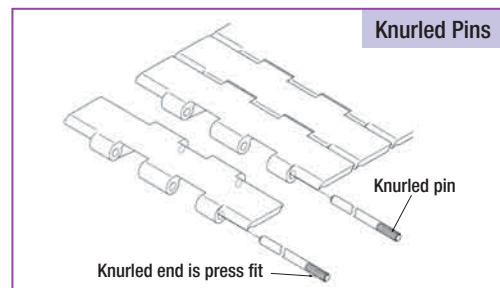
### ■ Press fit (knurled pin)

- When the shafts and holes are fitted together, there is a continuous interferential fit.
- The tolerance zone of the hole is below the tolerance zone of the shaft (pin or bush).

### ■ Loose fit (D-pin)

- When the shafts and holes are fitted together, there is a continuous loose fit.
- The tolerance zone of the hole is above the tolerance zone of the shaft (pin or bush).

### ■ Tsubaki recommends loose-fit D-pins.



### ■ Knurled pins and D-pins

- Chain strength and other performance factors are identical.
- D-pins are particularly recommended for use in the following operating environments:
  - Operating temperatures are either higher or lower than normal
  - When the chain will be exposed to chemicals
  - When the chain will be exposed to ultraviolet light (outdoor use)

Note: Usable chain shape will vary according to chain type and other specifications.

# Plastic Chain Inquiry Sheet

1. Equipment				
2. Conveyed Object	① Conveyed Object			
	② Material	Steel / Aluminum / Paper / Glass / Plastic		
	③ Mass	kg/pc		
	④ Dimensions	(square object)	mm x	mm x height mm
		(round object)	mm diameter x height mm	
	⑤ Shape of Bottom	Flat / Raised / Other		
⑥ Static Electricity	Possibility of damage due to static electricity: Yes / No			
3. Conveyor Arrangement	① Straight Running or Sideflexing	Straight running / Sideflexing (sideflex radius:                      sideflex angle:                      )		
	② Conveyor Length	m		
	③ Layout	Sketch the layout in the space below.		
4. Conveying Conditions	① Conveying Speed	m / min		
	② Interval/Spacing between Conveyed Objects, Conveyance Amount	(interval)	mm, (amount) pc/m	
	③ Operating Time	hours/day	hours/year	
	④ Lubrication	None / Yes (soapy water / water/ other                      )		
	⑤ Accumulation	No / Yes		
	⑥ Wearstrip Material	Steel / Stainless steel / PMW plastic rail / M plastic rail / Solidur (P plastic rail)		
	⑦ Support on Return Way	Rollers / Rail		
	⑧ Impact	No / Yes (description:                      )		
5. Environment	① Temperature	Normal temperature (-10°C to 40°C) / Other (                      °C to                      °C)		
	② Corrosive Conditions (chemicals, disinfectants, detergents, etc.)	Chemicals, etc. (name:                      )		
		(concentration                      %, usage frequency                      times                      )		
	Water, humidity (                      %)			
③ Abrasive Conditions	None / Yes (glass fragments / paint chips / metal powder / sand / other                      )			
④ Other	Volatile gases : None / Yes (                      )			
6. Chain Number				
7. Sprocket Number	(no. of teeth                      )			
8. Brief description of equipment and chain: Conveyor layout, shape of conveyed objects, method of support on the return way, and other remarks				

Company Name: \_\_\_\_\_ Division: \_\_\_\_\_  
 Name: \_\_\_\_\_ Tel.: \_\_\_\_\_  
 Date: \_\_\_\_\_ Fax: \_\_\_\_\_

# BTM8H (Wide Type) Plastic Modular Chain Inquiry Sheet

When configuring an inclined conveyor using magnetic BTM8H Plastic Modular Chain, conveyor design must take into account operating conditions such as the type of objects to be conveyed and the inclination angle. Please give us the following information regarding your use of BTM8H Modular Plastic Chain.

Company Name		Name	
Tel.		Fax	

Equipment	Description	New installation / Remodeling (type of conveyor on existing equipment: _____ )		
	Conveyor Length	_____ m	Conveyor Width	_____ mm
	Inclination Angle	_____ degrees	Direction	Upward / Downward
Conveyed Object	Object		Mass	_____ kg/pc
	Characteristics	Magnetic / Non-magnetic	Magnetic Attraction to Conveyed Object	Acceptable / Not acceptable
	Shape	Flat / Square / Cylindrical / Other	Shape of Bottom	Flat / Raised / Other
Conveying Conditions	Speed	_____ m/min	Amount	_____ piece/min
	Impact	No / Yes (description: _____ )	Accumulation	No / Yes
Environment	Ambient Temperature	_____ °C to _____ °C	Temperature of Conveyed Object	_____ °C to _____ °C

## Special Configuration Availability Chart

### ◆ Plastic Modular Chain

Specifications (Plastic Chain Materials)	Electrostatic Preventive	Middle Friction	Acid Resistant	High Friction	UV Resistant
	SE	MF	AR	HF	UVR
WT1505-K	(※)	▲	×	×	×
WT1505G-K	(※)	▲	×	×	×
WT1505GT0-K	(※)	×	×	×	×
WT1506-K	(※)	▲	×	×	×
BTN5/BTN5-A	(※)	×	×	×	○
BTC6	(※)	×	×	○	○
BT06	(※)	×	×	○	○
BTN6	(※)	×	×	○	○
BTC8/BTC8-A	(※)	×	×	○	○
WT2505-K	(※)	▲	×	×	×
WT2506-K	×	×	×	×	×
BTM8H	×	×	×	×	×
WT3005-K	(※)	▲	×	×	×
WT3005G-K	(※)	▲	×	×	×
WT3086-K	(※)	▲	×	×	×
WT3086G-K	(※)	▲	×	×	×
WT3816-K	×	×	×	×	×
BTC4-M	(※)	×	×	○	○
WT1505G-M	(※)	○	×	×	×
WT1505GT0-M	(※)	×	×	×	×
WT1515G-M	(※)	▲	×	×	×
BTC8H-M	×	×	×	×	×
BTM8H-M	×	×	×	×	×
WT2505-M	(※)	▲	×	×	×
WT2505G-M	(※)	▲	×	×	×
BT08-M	(※)	×	×	○	○
WT3005G-M	(※)	▲	×	×	×
WT3086G-M	(※)	▲	×	×	×
WT3085-C325	(※)	×	×	×	×

### ◆ Plastic Top Chain

Specifications (Plastic Chain Materials)	Electrostatic Preventive	Middle Friction	Acid Resistant	High Friction	UV Resistant
	SE	MF	AR	HF	UVR
TTP	(※)	×	○	○	○
TTP-P	(※)	○	×	○	○
TTPH	(※)	×	○	○	○
TTPH-P	(※)	×	×	○	○
TTPM	(※)	×	×	×	×
TPF	(※)	×	○	○	○
TP-OTD	(※)	×	×	×	×
TPS	(※)	×	○	○	○
TPS-P	(※)	×	×	○	○
TPH	(※)	×	○	○	○
TPH-P	(※)	×	×	○	○
TPSS	(※)	×	×	×	×
TPM	(※)	×	○	○	○
TPM-SN/TPM-P-SN	(※)	×	×	×	×
TPRF2040	○	×	○	○	○
TPRF2060	(※)	×	○	○	○
TTUP	(※)	×	○	○	○
TTUP-P	(※)	○	×	○	○
TTUPH	(※)	×	○	○	○
TTUPS	(※)	×	×	×	×
TTUPM-P	(※)	×	×	×	×
TPU	(※)	×	○	○	○
TPU-P	(※)	×	×	×	×
TP-880TAB	(※)	×	×	×	×
TPUM	(※)	×	○	○	○
TPUSR560/TPUSR826	(※)	×	○	○	○
TP-UB36	(※)	×	×	×	×
TPUN	(※)	×	○	×	○
TP-50UNS/-D76/-T95	(※)	×	×	×	×
TP-36AK1	(※)	○	×	×	×

### ◆ Snap Top Chain

Specifications (Plastic Chain Materials)	Electrostatic Preventive	Middle Friction	Acid Resistant	High Friction	UV Resistant
	SE	MF	AR	HF	UVR
TN	(※)	×	×	×	○
TNU	(※)	×	×	×	○
TP-PT	(※)	×	×	×	×
TP-PTS	(※)	×	×	×	×
TP-1873-T	(※)	×	×	×	×

### ◆ Plastic Block Chain

Specifications (Plastic Chain Materials)	Electrostatic Preventive	Middle Friction	Acid Resistant	High Friction	UV Resistant
	SE	MF	AR	HF	UVR
RSP35	○	×	○	○	○
RSP40	○	×	○	○	○
RSP50	○	×	○	○	○
RSP60	○	×	○	○	○
RSP40P	○	×	×	○	○
RSP60P	○	×	×	○	○
RSP-SL	○	×	○	○	○
RSP-P08PF	(※)	×	×	×	×
RSP-P08PFT	(※)	×	×	×	×
RSP60-2	(※)	×	○	○	○
RSP60-CU	○	×	○	○	○
RSP60P-CU	○	×	×	○	○
RSP60-CU-2	(※)	×	○	○	○

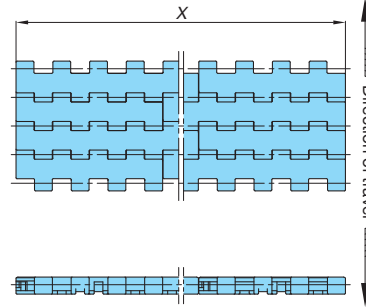
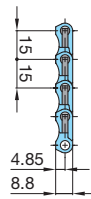

Note: 1. See page 25 for a description of these plastic chain materials.

2. ○ : Available - : Not available ▲ : Special configurations may be available. Contact a Tsubaki representative on usage conditions and other details.  
※ : Standard-type chain is given an electrostatic preventive property.

# Plastic Modular Chain WT1505-K

Closed Type: Straight Running

No tab guide attachments



U.S. Patent 6196381 B1  
U.S. Patent 6050397  
EP 0845425 B1

Dimensions in mm

Material mark	Chain pitch mm	Link color	Open area %	Max. allowable load kN/m {kgf/m}	Chain mass kg/m <sup>2</sup>	Operating temperature range °C	Pin material
ULF	15	Blue	2	10.5 {1070}	6.7	-20 to 80 (60)	Special engineering plastic
UL		Green					
NLF		Dark gray					

Note: 1. Values for max. allowable load are at ambient temperature (20°C) and assume that tension acts uniformly over the entire chain width. Values for max. allowable load in the table above are for chain that is one meter (1m) in width. To calculate values for other chain widths, multiply the chain width in question by the max. allowable load for one-meter (1m) wide chain.  
2. Operating temperature of (60) is for wet conditions.

## Material

	Material	Material mark	Link color	Max. allowable load kN/m {kgf/m}	Max. allowable speed m/min		Operating temperature range °C	WT1505-K
					With lube	No lube		
Standard chain	Standard	-	Gray	10.5 {1070}	50 (50)	50 (30)	-20 to 80 (60)	▲
	Low Friction/Anti-Wear	LFW	White					
		LFG	Green					
		LFB	Brown					
	Ultra Low Friction	ULF	Blue					
	Low Friction	UL	Green					
NLF		Dark gray						
	WR	Green					▲	
High-function chain	Heat Resistant/High Speed	KV150	Black	8.0 { 816}	50 (50)	50 (30)	-20 to 80 (60)	▲
		KV180						
		KV250						
	High Temperature	HTW	White					
	Chemical Resistant	Y	Matte white					
	Electroconductive	E	Black					
	Impact Resistant	DIA	Cream					
		DIY	Green					
	Antibacterial/Mold Resistant	MWS	Cream					
Metal Detectable	MPD	Black						
	MPW							
Middle Friction	MF	Yellow	7.8 { 796}		50 (30)	-20 to 80	▲	

Note: 1. ○ : Made-to-order product - : Not available ▲ : Special configurations may be available. Contact a Tsubaki representative for further information.  
2. Maximum allowable speeds in ( ) are for when using nose bars made of UHMW-PE. Nose bars made of SJ-CNO (special polyamide) must be used under dry conditions without lubrication.  
3. Operating temperature of (60) is for wet conditions.  
4. MF Medium Friction series must be used without lubrication (lube-free).

## Chain (Plastic Pins)

Chain width X mm	ULF	UL	NLF
	Tsubaki model no.	Tsubaki model no.	Tsubaki model no.
76.2	WT1505-K03-ULF	WT1505-K03-UL	WT1505-K03-NLF
152.4	WT1505-K06-ULF	WT1505-K06-UL	WT1505-K06-NLF
228.6	WT1505-K09-ULF	WT1505-K09-UL	WT1505-K09-NLF
304.8	WT1505-K12-ULF	WT1505-K12-UL	WT1505-K12-NLF
381.0	WT1505-K15-ULF	WT1505-K15-UL	WT1505-K15-NLF
457.2	WT1505-K18-ULF	WT1505-K18-UL	WT1505-K18-NLF
533.4	WT1505-K21-ULF	WT1505-K21-UL	WT1505-K21-NLF

Chain width X mm	ULF	UL	NLF
	Tsubaki model no.	Tsubaki model no.	Tsubaki model no.
609.6	WT1505-K24-ULF	WT1505-K24-UL	WT1505-K24-NLF
685.8	WT1505-K27-ULF	WT1505-K27-UL	WT1505-K27-NLF
762.0	WT1505-K30-ULF	WT1505-K30-UL	WT1505-K30-NLF
838.2	WT1505-K33-ULF	WT1505-K33-UL	WT1505-K33-NLF
914.4	WT1505-K36-ULF	WT1505-K36-UL	WT1505-K36-NLF
1219.2	WT1505-K48-ULF	WT1505-K48-UL	WT1505-K48-NLF
1524.0	WT1505-K60-ULF	WT1505-K60-UL	WT1505-K60-NLF

Note: 1. Custom chain widths and widths greater than 1,524mm are available upon request. Contact a Tsubaki representative for further information.  
2. Chain width X shown is a nominal width. Actual width range is ±7% at 20°C operating temperature. Chain width is subject to expansion or contraction with changes in temperature. Expansion/contraction rate is 0.00015/°C based on reference temperature of 20°C.  
3. Cannot be used with BT5-24T/BT5-32T sprockets for BT5 chain.

Contact a Tsubaki representative for sprocket attachment positions.



...See page 33/34



...See page 191/193



...See page 35-38

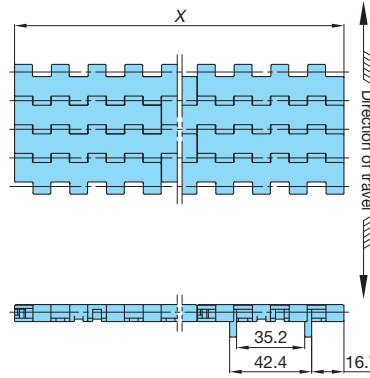
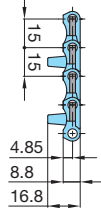



...See page 203-205

# Plastic Modular Chain WT1505G-K

Closed Type: Straight Running

With tab guide attachments



U.S. Patent 6196381 B1  
U.S. Patent 6050397  
EP 0845425 B1

Dimensions in mm

Material mark	Chain pitch mm	Link color	Open area %	Max. allowable load kN/m {kgf/m}	Chain mass kg/m <sup>2</sup>	Operating temperature range °C	Pin material
ULF	15	Blue	2	10.5 {1070}	6.7	-20 to 80 (60)	Special engineering plastic
UL		Green					
NLF		Dark gray					

- Note: 1. Values for max. allowable load are at ambient temperature (20°C) and assume that tension acts uniformly over the entire chain width. Values for max. allowable load in the table above are for chain that is one meter (1m) in width. To calculate values for other chain widths, multiply the chain width in question by the max. allowable load for one-meter (1m) wide chain.  
2. When using the WT-N1500-12T30 solid sprocket, make the sprocket key length 30mm to engage the tab guide attachment module.  
3. Cannot be used with nose bars.  
4. Operating temperature of (60) is for wet conditions.

## Material

	Material	Material mark	Link color	Max. allowable load kN/m {kgf/m}	Max. allowable speed m/min		Operating temperature range °C	WT1505G-K				
					With lube	No lube						
Standard chain	Standard	-	Gray	10.5 {1070}	50	50	-20 to 80 (60)	▲				
	Low Friction/Anti-Wear	LFW	White									
		LFG	Green									
	LFB	Brown	○									
	Ultra Low Friction	ULF						Blue				
	Low Friction	UL						Green				
NLF		Dark gray	▲									
WR		Green										
High-function chain	Heat Resistant/High Speed	KV150	Black	-	-	-	-	-				
		KV180										
		KV250										
	High Temperature	HTW	White					-				
	Chemical Resistant	Y	Matte white					-				
	Electroconductive	E	Black					8.0 { 816}	50	50	-20 to 80 (60)	▲
	Impact Resistant	DIA	Cream					-	-	-	-	-
		DIY	Green									
	Antibacterial/Mold Resistant	MWS	Cream					-	-	-	-	-
Metal Detectable	MPD	Black	-	-	-	-	-					
	MPW											
Middle Friction	MF	Yellow	7.8 { 796}	50	-20 to 80	▲						

- Note: 1. ○ : Made-to-order product - : Not available ▲ : Special configurations may be available. Contact a Tsubaki representative for further information.  
2. Operating temperature of (60) is for wet conditions.  
3. MF Medium Friction series must be used without lubrication (lube-free).

## Chain (Plastic Pins)

Chain width X mm	ULF	UL	NLF
	Tsubaki model no.	Tsubaki model no.	Tsubaki model no.
152.4	WT1505G-K06-ULF	WT1505G-K06-UL	WT1505G-K06-NLF
228.6	WT1505G-K09-ULF	WT1505G-K09-UL	WT1505G-K09-NLF
304.8	WT1505G-K12-ULF	WT1505G-K12-UL	WT1505G-K12-NLF
381.0	WT1505G-K15-ULF	WT1505G-K15-UL	WT1505G-K15-NLF
457.2	WT1505G-K18-ULF	WT1505G-K18-UL	WT1505G-K18-NLF
533.4	WT1505G-K21-ULF	WT1505G-K21-UL	WT1505G-K21-NLF
609.6	WT1505G-K24-ULF	WT1505G-K24-UL	WT1505G-K24-NLF

Chain width X mm	ULF	UL	NLF
	Tsubaki model no.	Tsubaki model no.	Tsubaki model no.
685.8	WT1505G-K27-ULF	WT1505G-K27-UL	WT1505G-K27-NLF
762.0	WT1505G-K30-ULF	WT1505G-K30-UL	WT1505G-K30-NLF
838.2	WT1505G-K33-ULF	WT1505G-K33-UL	WT1505G-K33-NLF
914.4	WT1505G-K36-ULF	WT1505G-K36-UL	WT1505G-K36-NLF
990.6	WT1505G-K39-ULF	WT1505G-K39-UL	WT1505G-K39-NLF
1219.2	WT1505G-K48-ULF	WT1505G-K48-UL	WT1505G-K48-NLF
1524.0	WT1505G-K60-ULF	WT1505G-K60-UL	WT1505G-K60-NLF

- Note: 1. Custom chain widths and widths greater than 1,524mm are available upon request. Contact a Tsubaki representative for further information.  
2. Chain width X shown is a nominal width. Actual width range is  $\pm 0.7\%$  at 20°C operating temperature. Chain width is subject to expansion or contraction with changes in temperature. Expansion/contraction rate is 0.00015/°C based on reference temperature of 20°C.  
3. Cannot be used with BT5-24T/BT5-32T sprockets for BT5 chain.

Contact a Tsubaki representative for sprocket attachment positions.



See page 33/34



See page 191/193



See page 203-205

Plastic Modular Chain

Plastic Top Chain

Plastic Block Chain

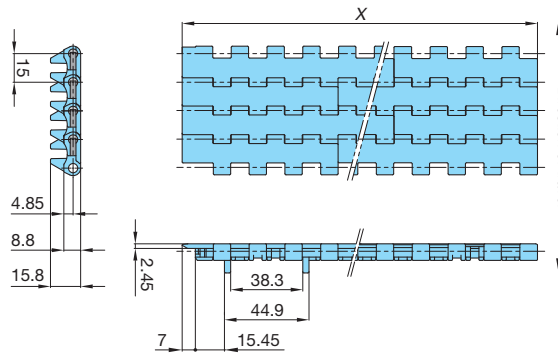

Stainless Steel Top Chain

Accessories

# Plastic Modular Chain WT1505GTO-K

Closed Type: Straight Running

With tab guide attachments



U.S. Patent 6196381 B1  
U.S. Patent 6708818 B2  
U.S. Patent 6050397  
EP 0845425 B1  
EP 1422171 B1

Dimensions in mm

Material mark	Chain pitch mm	Link color	Open area %	Max. allowable load kN/m {kgf/m}	Chain mass kg/m <sup>2</sup>	Operating temperature range °C	Pin material
ULF	15	Blue	2	10.5 {1070}	6.7	-20 to 80 (60)	Special engineering plastic
UL		Green					
NLF		Dark gray					

Note: 1. Values for max. allowable load are at ambient temperature (20°C) and assume that tension acts uniformly over the entire chain width. Values for max. allowable load in the table above are for chain that is one meter (1m) in width. To calculate values for other chain widths, multiply the chain width in question by the max. allowable load for one-meter (1m) wide chain.  
2. When using the WT-N1500-12T30 solid sprocket, make the sprocket key length 30mm to engage the tab guide attachment module.  
3. Operating temperature of (60) is for wet conditions.

## Material

	Material	Material mark	Link color	Max. allowable load kN/m {kgf/m}	Max. allowable speed m/min		Operating temperature range °C	WT1505GTO-K
					With lube	No lube		
Standard chain	Standard	-	Gray	10.5 {1070}	50 (50)	50 (30)	-20 to 80 (60)	▲
	Low Friction/Anti-Wear	LFW	White					
		LFG	Green					
	LFB	Brown						
	Ultra Low Friction	ULF	Blue					○
	Low Friction	UL	Green					
NLF		Dark gray						
WR	Green	▲						
High-function chain	Heat Resistant/High Speed	KV150	Black	-	-	-	-	-
		KV180						
		KV250						
	High Temperature	HTW	White	8.0 { 816}	50 (50)	50 (30)	-20 to 80 (60)	▲
	Chemical Resistant	Y	Matte white					
	Electroconductive	E	Black					
	Impact Resistant	DIA	Cream	-	-	-	-	-
		DIY	Green					
	Antibacterial/Mold Resistant	MWS	Cream	-	-	-	-	-
	Metal Detectable	MPD	Black					
MPW								
Middle Friction	MF	Yellow	7.8 { 796}	50 (50)	-	-20 to 80	▲	

Note: 1. ○ : Made-to-order product - : Not available ▲ : Special configurations may be available. Contact a Tsubaki representative for further information.  
2. Maximum allowable speeds in ( ) are for when using nose bars made of UHMW-PE. Nose bars made of SJ-CNO (special polyamide) must be used under dry conditions without lubrication.  
3. Operating temperature of (60) is for wet conditions.  
4. MF Medium Friction series must be used without lubrication (lube-free).

## Chain (Plastic Pins)

Chain width X mm	ULF	UL	NLF
	Tsubaki model no.	Tsubaki model no.	Tsubaki model no.
235.6	WT1505GTO-K09-ULF	WT1505GTO-K09-UL	WT1505GTO-K09-NLF
311.8	WT1505GTO-K12-ULF	WT1505GTO-K12-UL	WT1505GTO-K12-NLF
388.0	WT1505GTO-K15-ULF	WT1505GTO-K15-UL	WT1505GTO-K15-NLF
464.2	WT1505GTO-K18-ULF	WT1505GTO-K18-UL	WT1505GTO-K18-NLF
540.4	WT1505GTO-K21-ULF	WT1505GTO-K21-UL	WT1505GTO-K21-NLF
616.6	WT1505GTO-K24-ULF	WT1505GTO-K24-UL	WT1505GTO-K24-NLF
692.8	WT1505GTO-K27-ULF	WT1505GTO-K27-UL	WT1505GTO-K27-NLF

Chain width X mm	ULF	UL	NLF
	Tsubaki model no.	Tsubaki model no.	Tsubaki model no.
769.0	WT1505GTO-K30-ULF	WT1505GTO-K30-UL	WT1505GTO-K30-NLF
845.2	WT1505GTO-K33-ULF	WT1505GTO-K33-UL	WT1505GTO-K33-NLF
921.4	WT1505GTO-K36-ULF	WT1505GTO-K36-UL	WT1505GTO-K36-NLF
997.6	WT1505GTO-K39-ULF	WT1505GTO-K39-UL	WT1505GTO-K39-NLF
1073.8	WT1505GTO-K42-ULF	WT1505GTO-K42-UL	WT1505GTO-K42-NLF
1226.2	WT1505GTO-K48-ULF	WT1505GTO-K48-UL	WT1505GTO-K48-NLF
1531.0	WT1505GTO-K60-ULF	WT1505GTO-K60-UL	WT1505GTO-K60-NLF

Note: 1. Custom chain widths and widths greater than 1,531mm are available upon request. Contact a Tsubaki representative for further information.  
2. Chain width X shown is a nominal width. Actual width range is  $\pm 0.7\%$  at 20°C operating temperature. Chain width is subject to expansion or contraction with changes in temperature. Expansion/contraction rate is 0.00015/°C based on reference temperature of 20°C.  
3. Cannot be used with BT5-24T/BT5-32T sprockets for BT5 chain.

Contact a Tsubaki representative for sprocket attachment positions.



See page 33/34



See page 191/193



See page 35-38



See page 203-205

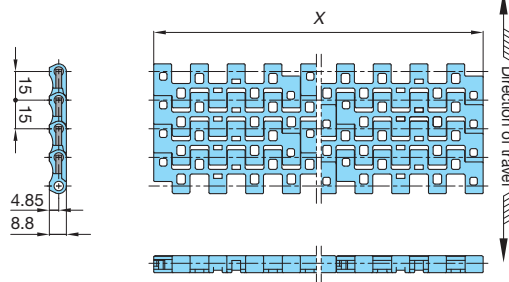



# Plastic Modular Chain WT1506-K

Open Type: Straight Running

No tab guide attachments

U.S. Patent 6196381 B1  
U.S. Patent 6050397  
EP 0845425 B1



Dimensions in mm

Material mark	Chain pitch mm	Link color	Open area %	Max. allowable load kN/m {kgf/m}	Chain mass kg/m <sup>2</sup>	Operating temperature range °C	Pin material
ULF	15	Blue	26	10.5 {1070}	6.7	-20 to 80 (60)	Special engineering plastic
UL		Green					
NLF		Dark gray					

Note: 1. Values for max. allowable load are at ambient temperature (20°C) and assume that tension acts uniformly over the entire chain width. Values for max. allowable load in the table above are for chain that is one meter (1m) in width. To calculate values for other chain widths, multiply the chain width in question by the max. allowable load for one-meter (1m) wide chain.  
2. Operating temperature of (60) is for wet conditions.

## Material

	Material	Material mark	Link color	Max. allowable load kN/m {kgf/m}	Max. allowable speed m/min		Operating temperature range °C	WT1506-K					
					With lube	No lube							
Standard chain	Standard	-	Gray	10.5 {1070}	50 (50)	50 (30)	-20 to 80 (60)	▲					
	Low Friction/Anti-Wear	LFW	White										
		LFG	Green										
		LFB	Brown										
	Ultra Low Friction	ULF	Blue						-	-	-	-	○
	Low Friction	UL	Green										
NLF		Dark gray											
	WR	Green											
High-function chain	Heat Resistant/High Speed	KV150	Black	-	-	-	-	-					
		KV180											
		KV250											
	High Temperature	HTW	White	4.25 { 434}	50	30	5 to 105	▲					
	Chemical Resistant	Y	Matte white	-	-	-	-	-					
	Electroconductive	E	Black	8.0 { 816}	50 (50)	50 (30)	-20 to 80 (60)	▲					
	Impact Resistant	DIA	Cream	-	-	-	-	-					
		DIY	Green										
Antibacterial/Mold Resistant	MWS	Cream	-	-	-	-	-						
Metal Detectable	MPD	Black	-	-	-	-	-						
	MPW												
Middle Friction	MF	Yellow	7.8 { 796}	-	50 (30)	-20 to 80	▲						

Note: 1. ○ : Made-to-order product - : Not available ▲ : Special configurations may be available. Contact a Tsubaki representative for further information.  
2. Maximum allowable speeds in ( ) are for when using nose bars made of UHMW-PE. Nose bars made of SJ-CNO (special polyamide) must be used under dry conditions without lubrication.  
3. Operating temperature of (60) is for wet conditions.  
4. MF Medium Friction series must be used without lubrication (lube-free).

## Chain (Plastic Pins)

Chain width X mm	ULF	UL	NLF
	Tsubaki model no.	Tsubaki model no.	Tsubaki model no.
76.2	WT1506-K03-ULF	WT1506-K03-UL	WT1506-K03-NLF
152.4	WT1506-K06-ULF	WT1506-K06-UL	WT1506-K06-NLF
228.6	WT1506-K09-ULF	WT1506-K09-UL	WT1506-K09-NLF
304.8	WT1506-K12-ULF	WT1506-K12-UL	WT1506-K12-NLF
381.0	WT1506-K15-ULF	WT1506-K15-UL	WT1506-K15-NLF
457.2	WT1506-K18-ULF	WT1506-K18-UL	WT1506-K18-NLF
533.4	WT1506-K21-ULF	WT1506-K21-UL	WT1506-K21-NLF

Chain width X mm	ULF	UL	NLF
	Tsubaki model no.	Tsubaki model no.	Tsubaki model no.
609.6	WT1506-K24-ULF	WT1506-K24-UL	WT1506-K24-NLF
685.8	WT1506-K27-ULF	WT1506-K27-UL	WT1506-K27-NLF
762.0	WT1506-K30-ULF	WT1506-K30-UL	WT1506-K30-NLF
838.2	WT1506-K33-ULF	WT1506-K33-UL	WT1506-K33-NLF
914.4	WT1506-K36-ULF	WT1506-K36-UL	WT1506-K36-NLF
1219.2	WT1506-K48-ULF	WT1506-K48-UL	WT1506-K48-NLF
1524.0	WT1506-K60-ULF	WT1506-K60-UL	WT1506-K60-NLF

Note: 1. Custom chain widths and widths greater than 1,524mm are available upon request. Contact a Tsubaki representative for further information.  
2. Chain width X shown is a nominal width. Actual width range is ±0.7% at 20°C operating temperature. Chain width is subject to expansion or contraction with changes in temperature. Expansion/contraction rate is 0.00015/°C based on reference temperature of 20°C.  
3. Cannot be used with BT5-24T/BT5-32T sprockets for BT5 chain.

Contact a Tsubaki representative for sprocket attachment positions.

See page 33/34	See page 191/193	See page 35-38	See page 203-205
----------------	------------------	----------------	------------------

# Sprockets for WT1500/3000 Chain

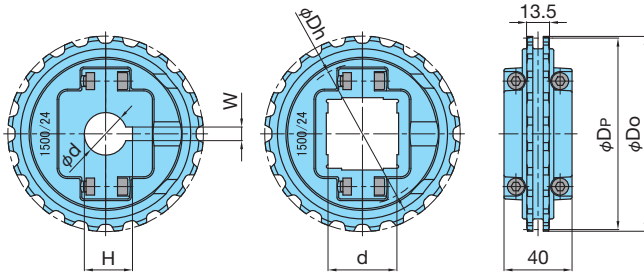
Engineering Plastic

Applicable chain

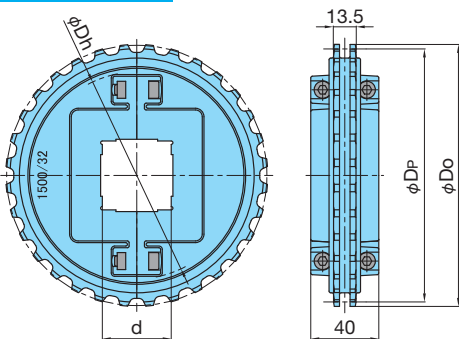
WT1505 (including G/GTO), 1506, 3005 (including G), 3086 (including G), BTN5(-A)

## ● SW1500 Split Sprockets

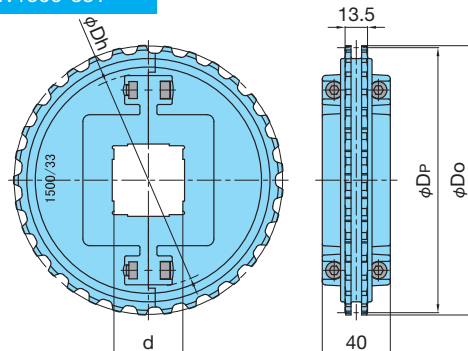
SW1500-24T



SW1500-32T



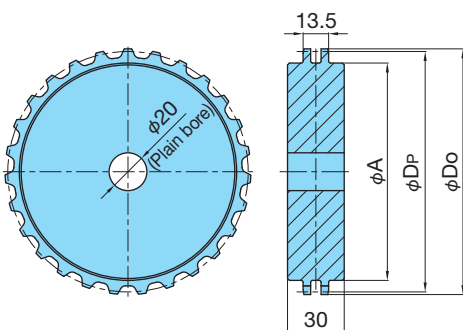
SW1500-33T



Tsubaki model no.	Teeth	Pitch diameter $D_p$	Outside diameter $D_o$	Bore shape	Bore diameter $d$	Keyway		Hub diameter $D_h$	Approx. mass kg	Type	Material	
						$W$	$H$				Body	Bolt & nut
WT-SW1500-24T25	24	114.9	115.5	Round	25	8	28.3	83	0.3	Split	Reinforced polyamide (black)	Stainless steel
WT-SW1500-24T30						8	33.3					
WT-SW1500-24T35						10	38.3					
WT-SW1500-24T40						12	43.3					
WT-SW1500-24T40S	32	153.0	154.8	Square	40	-	-	121.5	0.4	Split	Reinforced polyamide (black)	Stainless steel
WT-SW1500-32T40S						-	-					
WT-SW1500-32T60S						-	-					
WT-SW1500-33T40S	33	157.8	158.6	Square	40	-	-	126	0.4	Split	Reinforced polyamide (black)	Stainless steel
WT-SW1500-33T65S						-	-					

- Note: 1. Bolt tightening torque: 5.7 N-m  
 2. When assembling the sprockets, do not mix the pairs.  
 3. Bolts and nuts are made of stainless steel.  
 4. Operating temperature range:  $-20^{\circ}\text{C}$  to  $80^{\circ}\text{C}$

## ● S1500 Solid Sprockets



Tsubaki model no.	Teeth	Pitch diameter $D_p$	Outside diameter $D_o$	Hub diameter $A$	Bore shape	Bore diameter $d$	Type	Material
WT-S1500-24T	24	114.9	115	100	Bore shape and size are made-to-order.		Solid	UHMW-PE (green)
WT-S1500-25T	25	119.7	120	105				
WT-S1500-27T	27	129.2	130	115				
WT-S1500-31T	31	148.3	149	134				
WT-S1500-32T	32	153.0	154	138				
WT-S1500-33T	33	157.8	158.6	144				

- Note: 1. Made-to-order product.  
 2. Sprockets can also be manufactured with other shapes and number of teeth than noted above.

Dimensions in mm

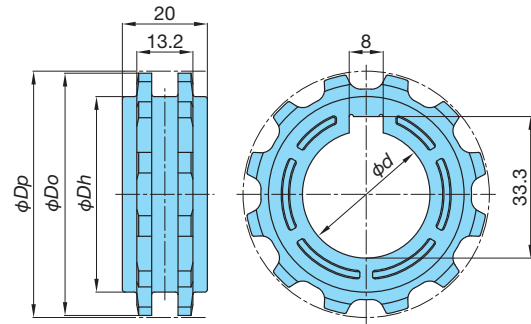
# Sprockets for WT1500 Chain

Engineering Plastic

Applicable chain

WT1505 (including G/GTO), 1506, 1515G, BTN5

## ● N1500 Solid Sprockets (Molded)



Tsubaki model no.	Teeth	Pitch diameter $D_p$	Outside diameter $D_o$	Bore shape	Bore diameter $d$	Hub diameter $D_h$	Approx. mass kg	Type	Material
WT-N1500-12T30	12	57.96	57	Round	30	46	0.027	Solid	Reinforced polyamide (black)

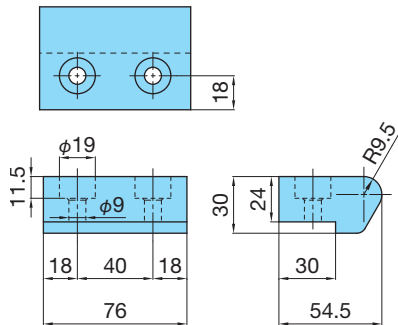
- Note:
1. Cannot be used with WT3000 series chain.
  2. When using with WT1505G/1505GTO chain and with WT1515G-M50 chain, make the sprocket key length 30mm and 20mm, respectively, to engage the tab guide attachment module.
  3. Operating temperature range:  $-20^{\circ}\text{C}$  to  $80^{\circ}\text{C}$

Dimensions in mm

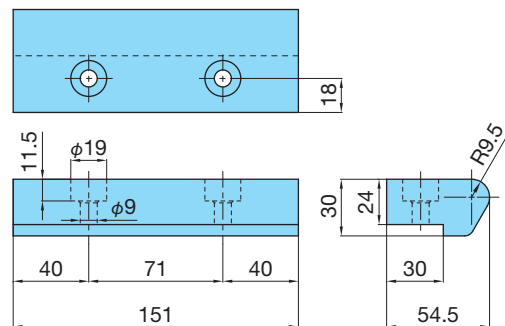
# Accessories for WT1500 Chain

## ● NB-76/151/302 Nose Bars (Sliding Series)

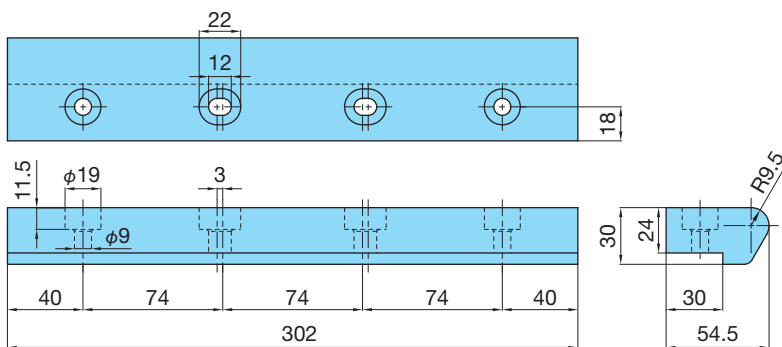
NB-76



NB-151



NB-302



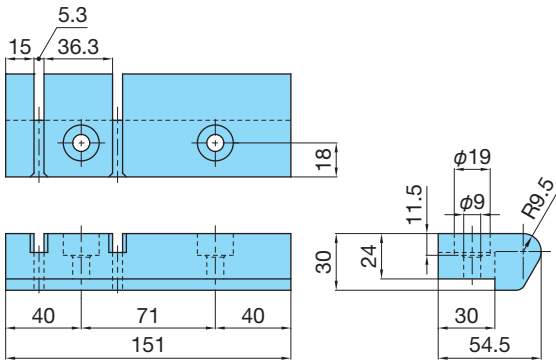
Tsubaki model no.	Material	Material grade	Color	Application
WT-NB76-10-301	Ultra-high molecular weight polyethylene	10-301	Green	Ideal for use with water lubricant or under other wet running conditions.
WT-NB76-10-100M9	Ultra-high molecular weight polyethylene (oil impregnated)	10-100M9	White	Ideal for use under light load, low speed, dry running conditions.
WT-NB76-CNO	Special polyamide	SJ-CNO	Gray	Ideal for use under heavy load, high speed, dry running conditions.
WT-NB151-10-301	Ultra-high molecular weight polyethylene	10-301	Green	Ideal for use with water lubricant or under other wet running conditions.
WT-NB151-10-100M9	Ultra-high molecular weight polyethylene (oil impregnated)	10-100M9	White	Ideal for use under light load, low speed, dry running conditions.
WT-NB151-CNO	Special polyamide	SJ-CNO	Gray	Ideal for use under heavy load, high speed, dry running conditions.
WT-NB302-10-301	Ultra-high molecular weight polyethylene	10-301	Green	Ideal for use with water lubricant or under other wet running conditions.
WT-NB302-10-100M9	Ultra-high molecular weight polyethylene (oil impregnated)	10-100M9	White	Ideal for use under light load, low speed, dry running conditions.
WT-NB302-CNO	Special polyamide	SJ-CNO	Gray	Ideal for use under heavy load, high speed, dry running conditions.

Note: 1. Made-to-order product.  
 2. Cannot be used with WT1505G-M300, WT1515G-M50, or WT1505G-K series chains.  
 3. Contact a Tsubaki representative for mounting dimensions.

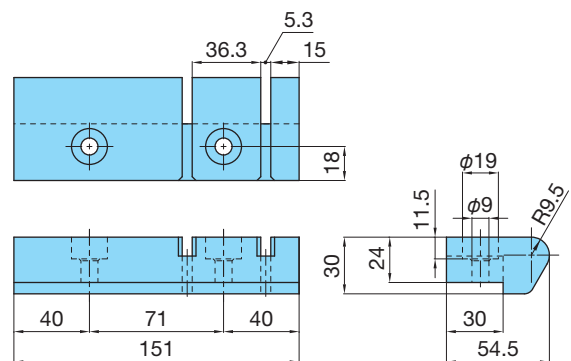
Dimensions in mm

● NB-151TOL/151TOR Nose Bars (Sliding Series)

NB-151TOL



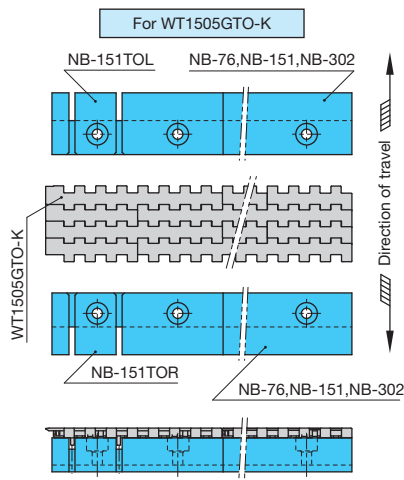
NB-151TOR



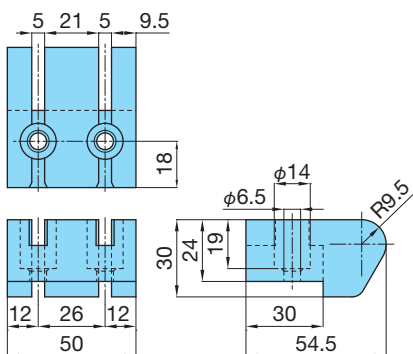
Tsubaki model no.	Material	Material grade	Color
WT-NB151TOL-10-301	Ultra-high molecular weight polyethylene	10-301	Green
WT-NB151TOL-10-100M9	Ultra-high molecular weight polyethylene (oil impregnated)	10-100M9	White
WT-NB151TOL-CNO	Special polyamide	SJ-CNO	Gray
WT-NB151TOR-10-301	Ultra-high molecular weight polyethylene	10-301	Green
WT-NB151TOR-10-100M9	Ultra-high molecular weight polyethylene (oil impregnated)	10-100M9	White
WT-NB151TOR-CNO	Special polyamide	SJ-CNO	Gray

- Note: 1. Made-to-order product.  
 2. Cannot be used with WT1505G-M300, WT1515G-M50, or WT1505G-K series chains.  
 3. Contact a Tsubaki representative for mounting dimensions.

● Using Nose Bar on WT1505GTO-K Chain



● WT-NBG50 Nose Bar for WT1515G-M50 Chain



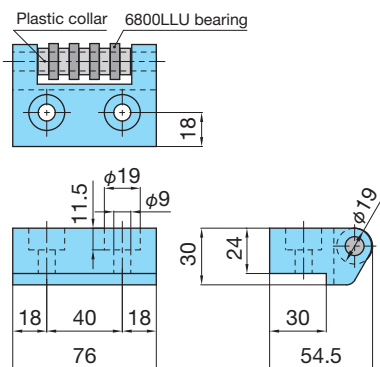
Tsubaki model no.	Material	Material grade	Color
WT-NBG50-10-301	Ultra-high molecular weight polyethylene	10-301	Green
WT-NBG50-10-100M9	Ultra-high molecular weight polyethylene (oil impregnated)	10-100M9	White
WT-NBG50-CNO	Special polyamide	SJ-CNO	Gray

- Note: 1. Made-to-order product.  
 2. Cannot be used with WT1505G-M300, WT1505GTO-M300 & 600, WT1505G-K, or WT1505GTO-K series chains.  
 3. Contact a Tsubaki representative for mounting dimensions.

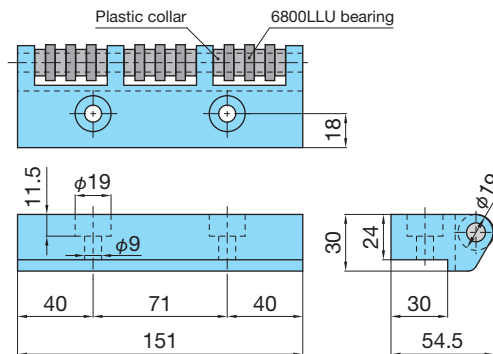
# Accessories for WT1500 chain

## ● NR-76/151/76TO Nose Bars (Integrated Bearing Series)

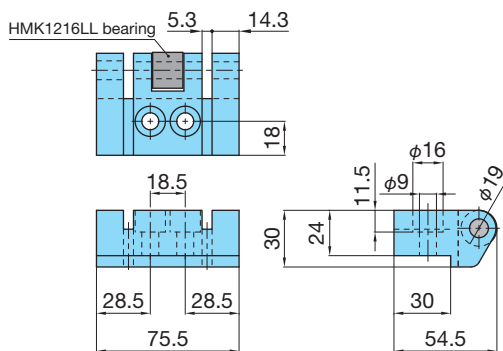
NR-76



NR-151



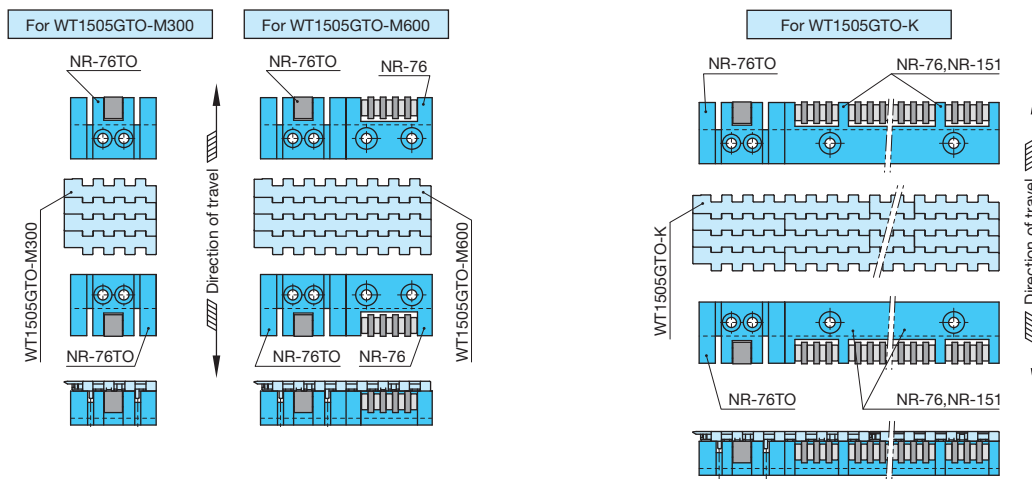
NR-76TO



Tsubaki model no.	Main body material	Material grade	Color	Bearing	Shaft material
WT-NR151	UHMW-PE	10-301	Green	Ball	Stainless steel
WT-NR76				Ball	
WT-NR76-TO				Needle	

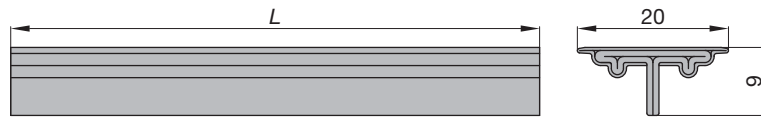
Note: 1. Made-to-order product.  
 2. Cannot be used with WT1505G-M300, WT1515G-M50, or WT1505G-K series chains.  
 3. Standard bearing material is steel.

## ● Using Nose Bar on WT1505GTO-K Chain



Dimensions in mm

● Dead Plate



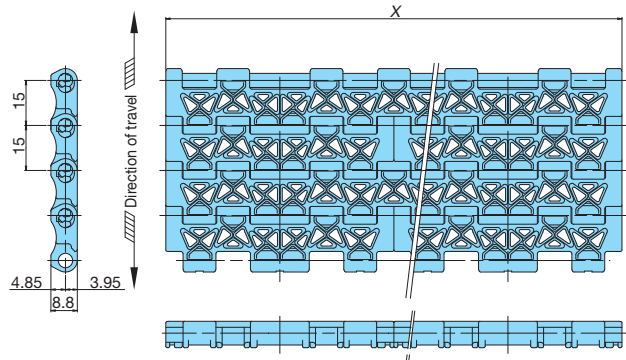

Tsubaki model no.	L mm	Material
WT-DP12	400	Stainless steel
WT-DP18	550	
WT-DP24	700	
WT-DP30	850	

- Note: 1. Made-to-order product.  
 2. Contact a Tsubaki representative for further information regarding dead plates for chain widths greater than 762mm (K30) and hard chrome-plated dead plates.  
 3. Contact a Tsubaki representative for mounting dimensions.

# Plastic Modular Chain **BTN5**

Net Type: Straight Running

No tab guide attachments



Dimensions in mm

Material mark	Chain pitch mm	Link color	Open area %	Max. allowable load kN/m {kgf/m}	Chain mass kg/m <sup>2</sup>	Operating temperature range °C	Pin material
LFB	15	Brown	30	10.5 {1070}	5.90	-20 to 80 (60)	Special engineering plastic
MWS		Cream					
ULF		Blue		7.85 { 800}	4.60		
DIA		Cream					
DIY		Green					

Note: 1. Operating temperature of (60) is for wet conditions. When plastic pins are replaced with stainless steel pins, the chain can be used from 60°C to 80°C in wet conditions. In this case, initial chain length will be slightly longer and chain mass heavier. Be sure to contact a Tsubaki representative before use.  
 2. Values for max. allowable load assume that tension acts uniformly over the entire chain width and will vary according to operating conditions (temperature and speed). Contact a Tsubaki representative for chain max. allowable load graphs. Values for max. allowable load in the table above are for chain that is one meter (1m) in width. To calculate values for other chain widths, multiply the chain width in question by the max. allowable load for one-meter (1m) wide chain.  
 (Example: Max. allowable load for BTN5-3048-LFB = 10.5 x 304/1000 ÷ 3.19 kN)

## Material

	Material	Material mark	Link color	Max. allowable load kN/m {kgf/m}	Max. allowable speed m/min		Operating temperature range °C	BTN5
					With lube	No lube		
Standard chain	Standard	-	Gray	10.5 {1070}	50	50	-20 to 80 (60)	○
	Low Friction/Anti-Wear	LFW	White					
		LFG	Green					
	Ultra Low Friction	LFB	Brown					
		ULF	Blue					
WR		Green						
Low Friction	UL	Green	-	-	-	-	-	
	NLF	Dark gray	-	-	-	-	-	
	Heat Resistant/High Speed	KV150	Black	-	-	-	-	-
KV180								
KV250								
High-function chain	High Temperature	HTW	White	3.43{350}	15	15	-70 to 60	○
	Low Temperature	LTW	White					
	Chemical Resistant	Y	Matte white	5.3 {540}	50	50	-20 to 80 (60)	▲
	Electroconductive	E	Black	7.4 {750}				
	Impact Resistant	DIA	Cream	7.85{800}	50	50	-20 to 80	○
		DIY	Green					
	Antibacterial/Mold Resistant	MWS	Cream	10.5{1070}	50	50	-20 to 80 (60)	○
	Metal Detectable	MPD	Black	10.5{1070}				
MPW								
Contact a Tsubaki representative.								▲

Note: 1. ○ : Made-to-order product - : Not available ▲ : Special configurations may be available. Contact a Tsubaki representative for further information.  
 2. See precautionary notes above regarding maximum allowable load and operating temperature range.

## Chain (Plastic Pins)

Chain width X mm	LFB		ULF		Chain width X mm	LFB		ULF		Chain width X mm	LFB		ULF	
	Tsubaki model no.	Tsubaki model no.	Tsubaki model no.	Tsubaki model no.		Tsubaki model no.	Tsubaki model no.	Tsubaki model no.	Tsubaki model no.		Tsubaki model no.	Tsubaki model no.	Tsubaki model no.	Tsubaki model no.
76	BTN5-760-LFB	BTN5-760-LFB	BTN5-760-ULF	BTN5-760-ULF	608	BTN5-6080-LFB	BTN5-6080-LFB	BTN5-6080-ULF	BTN5-6080-ULF	1140	BTN5-11400-LFB	BTN5-11400-LFB	BTN5-11400-ULF	BTN5-11400-ULF
152	BTN5-1520-LFB	BTN5-1520-LFB	BTN5-1520-ULF	BTN5-1520-ULF	684	BTN5-6840-LFB	BTN5-6840-LFB	BTN5-6840-ULF	BTN5-6840-ULF	1216	BTN5-12160-LFB	BTN5-12160-LFB	BTN5-12160-ULF	BTN5-12160-ULF
228	BTN5-2280-LFB	BTN5-2280-LFB	BTN5-2280-ULF	BTN5-2280-ULF	760	BTN5-7600-LFB	BTN5-7600-LFB	BTN5-7600-ULF	BTN5-7600-ULF	1292	BTN5-12920-LFB	BTN5-12920-LFB	BTN5-12920-ULF	BTN5-12920-ULF
304	BTN5-3040-LFB	BTN5-3040-LFB	BTN5-3040-ULF	BTN5-3040-ULF	836	BTN5-8360-LFB	BTN5-8360-LFB	BTN5-8360-ULF	BTN5-8360-ULF	1368	BTN5-13680-LFB	BTN5-13680-LFB	BTN5-13680-ULF	BTN5-13680-ULF
380	BTN5-3800-LFB	BTN5-3800-LFB	BTN5-3800-ULF	BTN5-3800-ULF	912	BTN5-9120-LFB	BTN5-9120-LFB	BTN5-9120-ULF	BTN5-9120-ULF	1444	BTN5-14440-LFB	BTN5-14440-LFB	BTN5-14440-ULF	BTN5-14440-ULF
456	BTN5-4560-LFB	BTN5-4560-LFB	BTN5-4560-ULF	BTN5-4560-ULF	988	BTN5-9880-LFB	BTN5-9880-LFB	BTN5-9880-ULF	BTN5-9880-ULF	1520	BTN5-15200-LFB	BTN5-15200-LFB	BTN5-15200-ULF	BTN5-15200-ULF
532	BTN5-5320-LFB	BTN5-5320-LFB	BTN5-5320-ULF	BTN5-5320-ULF	1064	BTN5-10640-LFB	BTN5-10640-LFB	BTN5-10640-ULF	BTN5-10640-ULF					

Note: 1. Custom chain widths and widths greater than 1,520mm are available upon request. Contact a Tsubaki representative for further information.  
 2. Chain width X shown is a nominal width. Chain width is subject to expansion or contraction with changes in temperature. Expansion/contraction rate is 0.00015/°C based on reference temperature of 20°C.  
 3. Can be used with WT-SW1500 sprockets for WT1500 series chain.

Contact a Tsubaki representative for sprocket attachment positions.

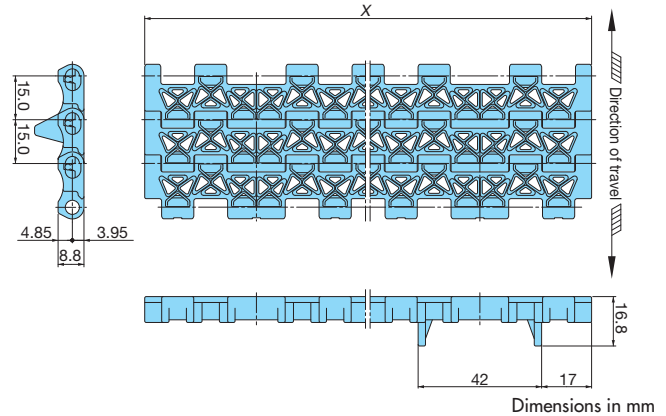

...See page 33/34	...See page 191/193	...See page 41	...See page 203-205
-------------------	---------------------	----------------	---------------------



# Plastic Modular Chain **BTN5-A**

Net Type: Straight Running

With tab guide attachments



Material mark	Chain pitch mm	Link color	Open area %	Max. allowable load kN/m {kgf/m}	Chain mass kg/m <sup>2</sup>	Operating temperature range °C	Pin material
LFB	15	Brown	30	10.5 {1070}	5.90	-20 to 80 (60)	Special engineering plastic
MWS		Cream					
ULF		Blue					
DIA		Cream					
DIY		Green					
				7.85 { 800}	4.60		
					7.25		

- Note: 1. Operating temperature of (60) is for wet conditions. When plastic pins are replaced with stainless steel pins, the chain can be used from 60°C to 80°C in wet conditions. In this case, initial chain length will be slightly longer and chain mass heavier. Be sure to contact a Tsubaki representative before use.  
 2. Values for max. allowable load assume that tension acts uniformly over the entire chain width and will vary according to operating conditions (temperature and speed). Contact a Tsubaki representative for chain max. allowable load graphs. Values for max. allowable load in the table above are for chain that is one meter (1m) in width. To calculate values for other chain widths, multiply the chain width in question by the max. allowable load for one-meter (1m) wide chain. (Example: Max. allowable load for BTN5-3040-A-LFB = 10.5 × 304/1000 ≈ 3.19 kN)  
 3. Chain with tab guide attachments will be 0.5 kg/m heavier. Tab guide attachments are attached to every second link on one side of the chain.

## Material

	Material	Material mark	Link color	Max. allowable load kN/m {kgf/m}	Max. allowable speed m/min		Operating temperature range °C	BTN5-A
					With lube	No lube		
Standard chain	Standard	-	Gray	10.5 {1070}	50	50	-20 to 80 (60)	○
	Low Friction/Anti-Wear	LFW	White					
		LFG	Green					
	Ultra Low Friction	LFB	Brown					
		ULF	Blue					
Low Friction	WR	Green	-	-	-	-	-	
	UL	Green						
	NLF	Dark gray						
High-function chain	Heat Resistant/High Speed	KV150	Black	-	-	-	-	-
		KV180						
		KV250						
	High Temperature	HTW	White	-	-	-	-	-
		LTW	White					
	Chemical Resistant	Y	Matte white	5.3 {540}	50	50	-20 to 80 (60)	▲
	Electroconductive	E	Black	7.4 {750}				
	Impact Resistant	DIA	Cream	7.85{800}	-	50	-20 to 80	○
		DIY	Green					
	Antibacterial/Mold Resistant	MWS	Cream	10.5{1070}	-	-	-	-
Metal Detectable	MPD	Black	-					
	MPW							

- Note: 1. ○ : Made-to-order product - : Not available ▲ : Special configurations may be available. Contact a Tsubaki representative for further information.  
 2. See precautionary notes above regarding maximum allowable load and operating temperature range.

## Chain (Plastic Pins)

Chain width X mm	LFB		ULF		Chain width X mm	LFB		ULF		Chain width X mm	LFB		ULF	
	Tsubaki model no.	Tsubaki model no.	Tsubaki model no.	Tsubaki model no.		Tsubaki model no.	Tsubaki model no.	Tsubaki model no.	Tsubaki model no.		Tsubaki model no.	Tsubaki model no.	Tsubaki model no.	Tsubaki model no.
76	BTN5-760-A-LFB	BTN5-760-A-ULF			608	BTN5-6080-A-LFB	BTN5-6080-A-ULF			1140	BTN5-11400-A-LFB	BTN5-11400-A-ULF		
152	BTN5-1520-A-LFB	BTN5-1520-A-ULF			684	BTN5-6840-A-LFB	BTN5-6840-A-ULF			1216	BTN5-12160-A-LFB	BTN5-12160-A-ULF		
228	BTN5-2280-A-LFB	BTN5-2280-A-ULF			760	BTN5-7600-A-LFB	BTN5-7600-A-ULF			1292	BTN5-12920-A-LFB	BTN5-12920-A-ULF		
304	BTN5-3040-A-LFB	BTN5-3040-A-ULF			836	BTN5-8360-A-LFB	BTN5-8360-A-ULF			1368	BTN5-13680-A-LFB	BTN5-13680-A-ULF		
380	BTN5-3800-A-LFB	BTN5-3800-A-ULF			912	BTN5-9120-A-LFB	BTN5-9120-A-ULF			1444	BTN5-14440-A-LFB	BTN5-14440-A-ULF		
456	BTN5-4560-A-LFB	BTN5-4560-A-ULF			988	BTN5-9880-A-LFB	BTN5-9880-A-ULF			1520	BTN5-15200-A-LFB	BTN5-15200-A-ULF		
532	BTN5-5320-A-LFB	BTN5-5320-A-ULF			1064	BTN5-10640-A-LFB	BTN5-10640-A-ULF							

- Note: 1. Custom chain widths and widths greater than 1,520mm are available upon request. Contact a Tsubaki representative for further information.  
 2. Chain width X shown is a nominal width. Chain width is subject to expansion or contraction with changes in temperature. Expansion/contraction rate is 0.00015/°C based on reference temperature of 20°C.  
 3. Can be used with WT-SW1500 sprockets for WT1500 series chain.

Contact a Tsubaki representative for sprocket attachment positions.

See page 33	See page 191/193	See page 41	See page 203-205
-------------	------------------	-------------	------------------

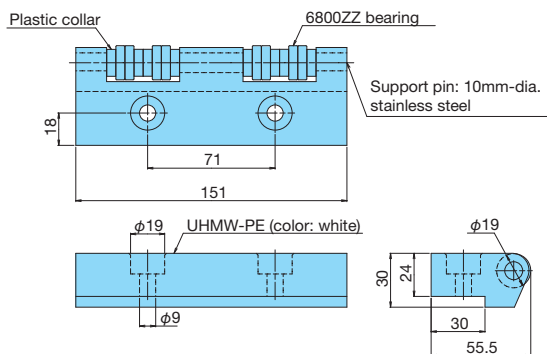
# Accessories for BT5 Chain

## ● NB151/75 Nose Bars (Integrated Bearing Series)

### • Standard Type

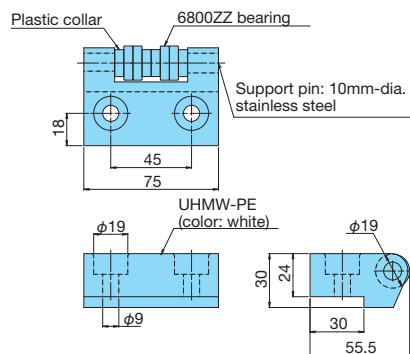
Tsubaki model no.: BT5-NB151-D19

- Note:
1. Made-to-order product.
  2. For use under dry conditions only. Units with SUS stainless steel bearings can also be manufactured.
  3. Operating temperature range: -20°C to 60°C
  4. Shape changed after December 2010.
  5. Contact a Tsubaki representative if previous type is required.



Tsubaki model no.: BT5-NB75-D19

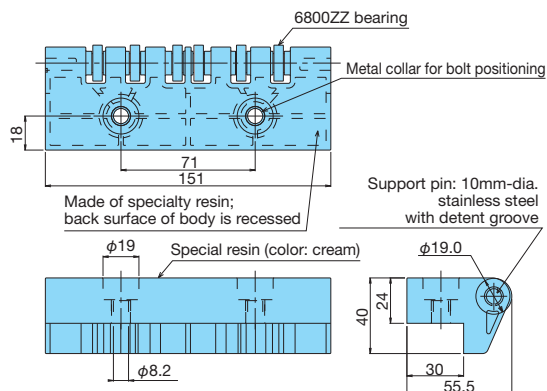
- Note:
1. Made-to-order product.
  2. For use under dry conditions only. Units with SUS stainless steel bearings can also be manufactured.
  3. Operating temperature range: -20°C to 60°C
  4. Shape changed after December 2010.
  5. Contact a Tsubaki representative if previous type is required.



### • Lightweight Type (easy to handle)

Tsubaki model no.: BT5-NB151-D19-LW

- Note:
1. Made-to-order product.
  2. For use under dry conditions only. Units with SUS stainless steel bearings can also be manufactured.
  3. Operating temperature range: -20°C to 60°C



## ● Model Numbering

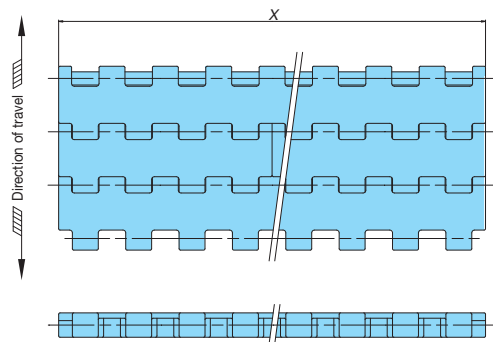
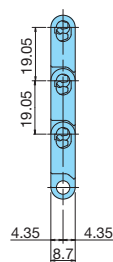
Chain used	Nose bar	Nose bar width	Tip diameter	Type			
<b>BT5</b>	<b>—</b>	<b>NB</b>	<b>151</b>	<b>—</b>	<b>D19</b>	<b>—</b>	<b>LW</b>

[blank]: Standard  
LW: Lightweight

Note: Do not leave spaces between letters and symbols.

# Plastic Modular Chain BTC6

Closed Type: Straight Running



Dimensions in mm

Material mark	Chain pitch mm	Link color	Open area %	Max. allowable load kN/m {kgf/m}	Chain mass kg/m <sup>2</sup>	Operating temperature range °C	Pin material
LFB	19.05	Brown	3	12.8 {1300}	6.56	-20 to 80 (60)	Special engineering plastic
MWS		Cream					
ULF		Blue					
DIA		Cream					
DIY		Green					
KV250		Black		12.8 {1300}	13.12		

- Note: 1. Operating temperature of (60) is for wet conditions. When plastic pins are replaced with stainless steel pins, the chain can be used from 60°C to 80°C in wet conditions. In this case, initial chain length will be approx. 1% longer. Chain mass is identical to KV250 chain.  
 2. Values for max. allowable load assume that tension acts uniformly over the entire chain width and will vary according to operating conditions (temperature and speed). Contact a Tsubaki representative for chain max. allowable load graphs. Values for max. allowable load in the table above are for chain that is one meter (1m) in width. To calculate values for other chain widths, multiply the chain width in question by the max. allowable load for one-meter (1m) wide chain. (Example: Max. allowable load for BTC6-3048-LFB = 12.8 x 304.8/1000 = 3.9 kN)  
 3. BTC6 chain with tab guide attachments or holes for vacuum operation are also available. Contact a Tsubaki representative for further information.

## Material

	Material	Material mark	Link color	Max. allowable load kN/m {kgf/m}	Max. allowable speed m/min		Operating temperature range °C	BTC6
					With lube	No lube		
Standard chain	Standard	-	Gray	12.8 {1300}	50	50	-20 to 80 (60)	○
	Low Friction/Anti-Wear	LFW	White					
		LFG	Green					
		LFB	Brown					
	Ultra Low Friction	ULF	Blue					
Low Friction	WR	Green	-	-	-	-	-	
	UL	Green						
	NLF	Dark gray						
High-function chain	Heat Resistant/High Speed	KV150	Black	12.8 {1300}	-	50	-20 to 150	○ (stainless steel pin)
		KV180		-	-	-	-	
		KV250		12.8 {1300}	50	50	-20 to 250	○ (stainless steel pin)
	High Temperature	HTW	White	-	-	-	-	-
	Low Temperature	LTW	White	4.22{430}	15	15	-70 to 60	○
	Chemical Resistant	Y	Matte white	6.4 {650}	50	50	-20 to 80 (60)	▲
	Electroconductive	E	Black	9.0 {910}				
	Impact Resistant	DIA	Cream	9.8{1000}	-	50	-20 to 80	○
		DIY	Green					
	Antibacterial/Mold Resistant	MWS	Cream	12.8{1300}	50	50	-20 to 80 (60)	○
Metal Detectable	MPD	Black	-					
	MPW							
Contact a Tsubaki representative.								▲

- Note: 1. ○ : Made-to-order product - : Not available ▲ : Special configurations may be available. Contact a Tsubaki representative for further information.  
 2. See precautionary notes above regarding maximum allowable load and operating temperature range.

## Chain (Plastic Pins)

Chain width X mm	LFB	ULF
	Tsubaki model no.	Tsubaki model no.
76.2	BTC6-762-LFB	BTC6-762-ULF
152.4	BTC6-1524-LFB	BTC6-1524-ULF
228.6	BTC6-2286-LFB	BTC6-2286-ULF
304.8	BTC6-3048-LFB	BTC6-3048-ULF
381.0	BTC6-3810-LFB	BTC6-3810-ULF
457.2	BTC6-4572-LFB	BTC6-4572-ULF
533.4	BTC6-5334-LFB	BTC6-5334-ULF

Chain width X mm	LFB	ULF
	Tsubaki model no.	Tsubaki model no.
609.6	BTC6-6096-LFB	BTC6-6096-ULF
685.8	BTC6-6858-LFB	BTC6-6858-ULF
762.0	BTC6-7620-LFB	BTC6-7620-ULF
838.2	BTC6-8382-LFB	BTC6-8382-ULF
914.4	BTC6-9144-LFB	BTC6-9144-ULF
990.6	BTC6-9906-LFB	BTC6-9906-ULF
1066.8	BTC6-10668-LFB	BTC6-10668-ULF

Chain width X mm	LFB	ULF
	Tsubaki model no.	Tsubaki model no.
1143.0	BTC6-11430-LFB	BTC6-11430-ULF
1219.2	BTC6-12192-LFB	BTC6-12192-ULF
1295.4	BTC6-12954-LFB	BTC6-12954-ULF
1371.6	BTC6-13716-LFB	BTC6-13716-ULF
1447.8	BTC6-14478-LFB	BTC6-14478-ULF
1524.0	BTC6-15240-LFB	BTC6-15240-ULF

- Note: 1. Custom chain widths and widths greater than 1,524mm are available upon request. Contact a Tsubaki representative for further information.  
 2. Chain width X shown is a nominal width. Chain width is subject to expansion or contraction with changes in temperature. Expansion/contraction rate is 0.00015/°C based on reference temperature of 20°C.

Contact a Tsubaki representative for sprocket attachment positions.



See page 45



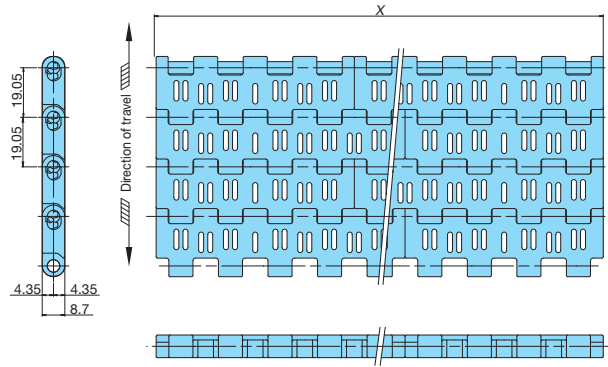

See page 191/193



See page 203-205

# Plastic Modular Chain BTO6

Open Type: Straight Running



Dimensions in mm

Material mark	Chain pitch mm	Link color	Open area %	Max. allowable load kN/m {kgf/m}	Chain mass kg/m <sup>2</sup>	Operating temperature range °C	Pin material
LFB	19.05	Brown	17	12.8 {1300}	6.56	-20 to 80 (60)	Special engineering plastic
MWS		Cream					
ULF		Blue		9.8 {1000}	5.25		
DIA		Cream					
DIY		Green					

Note: 1. Operating temperature of (60) is for wet conditions. When plastic pins are replaced with stainless steel pins, the chain can be used from 60°C to 80°C in wet conditions. In this case, initial chain length will be approx. 1% longer. Chain mass is identical to BTC6 type KV250 chain.  
 2. Values for max. allowable load assume that tension acts uniformly over the entire chain width and will vary according to operating conditions (temperature and speed). Contact a Tsubaki representative for chain max. allowable load graphs. Values for max. allowable load in the table above are for chain that is one meter (1m) in width. To calculate values for other chain widths, multiply the chain width in question by the max. allowable load for one-meter (1m) wide chain.  
 (Example: Max. allowable load for BTO6-3048-LFB = 12.8 × 304.8/1000 ÷ 3.9 kN)

## Material

	Material	Material mark	Link color	Max. allowable load kN/m {kgf/m}	Max. allowable speed m/min		Operating temperature range °C	BTO6
					With lube	No lube		
Standard chain	Standard	-	Gray	12.8{1300}	50	50	-20 to 80 (60)	○
	Low Friction/Anti-Wear	LFW	White					
		LFG	Green					
		LFB	Brown					
	Ultra Low Friction	ULF	Blue					
Low Friction	WR	Green	-	-	-	-	-	
	UL	Green						
	NLF	Dark gray						
High-function chain	Heat Resistant/High Speed	KV150	Black	-	-	-	-	-
		KV180						
		KV250						
	High Temperature	HTW	White	-	-	-	-	-
	Low Temperature	LTW	White					
	Chemical Resistant	Y	Matte white	6.4{650}	50	50	-20 to 80 (60)	▲
	Electroconductive	E	Black	9.0{910}				
	Impact Resistant	DIA	Cream	9.8{1000}	-	50	-20 to 80	○
		DIY	Green					
Antibacterial/Mold Resistant	MWS	Cream	12.8{1300}	50	50	-20 to 80 (60)	○	
Metal Detectable	MPD	Black	-					Contact a Tsubaki representative.
	MPW							

Note: 1. ○ : Made-to-order product - : Not available ▲ : Special configurations may be available. Contact a Tsubaki representative for further information.  
 2. See precautionary notes above regarding maximum allowable load and operating temperature range.

## Chain (Plastic Pins)

Chain width X mm	LFB		ULF		Chain width X mm	LFB		ULF		Chain width X mm	LFB		ULF	
	Tsubaki model no.	Tsubaki model no.	Tsubaki model no.	Tsubaki model no.		Tsubaki model no.	Tsubaki model no.	Tsubaki model no.	Tsubaki model no.		Tsubaki model no.	Tsubaki model no.	Tsubaki model no.	Tsubaki model no.
76.2	BTO6-762-LFB	BTO6-762-ULF	609.6	BTO6-6096-LFB	BTO6-6096-ULF	1143.0	BTO6-11430-LFB	BTO6-11430-ULF						
152.4	BTO6-1524-LFB	BTO6-1524-ULF	685.8	BTO6-6858-LFB	BTO6-6858-ULF	1219.2	BTO6-12192-LFB	BTO6-12192-ULF						
228.6	BTO6-2286-LFB	BTO6-2286-ULF	762.0	BTO6-7620-LFB	BTO6-7620-ULF	1295.4	BTO6-12954-LFB	BTO6-12954-ULF						
304.8	BTO6-3048-LFB	BTO6-3048-ULF	838.2	BTO6-8382-LFB	BTO6-8382-ULF	1371.6	BTO6-13716-LFB	BTO6-13716-ULF						
381.0	BTO6-3810-LFB	BTO6-3810-ULF	914.4	BTO6-9144-LFB	BTO6-9144-ULF	1447.8	BTO6-14478-LFB	BTO6-14478-ULF						
457.2	BTO6-4572-LFB	BTO6-4572-ULF	990.6	BTO6-9906-LFB	BTO6-9906-ULF	1524.0	BTO6-15240-LFB	BTO6-15240-ULF						
533.4	BTO6-5334-LFB	BTO6-5334-ULF	1066.8	BTO6-10668-LFB	BTO6-10668-ULF									

Note: 1. Custom chain widths and widths greater than 1,524mm are available upon request. Contact a Tsubaki representative for further information.  
 2. Chain width X shown is a nominal width. Chain width is subject to expansion or contraction with changes in temperature. Expansion/contraction rate is 0.00015/°C based on reference temperature of 20°C.

Contact a Tsubaki representative for sprocket attachment positions.



See page 45



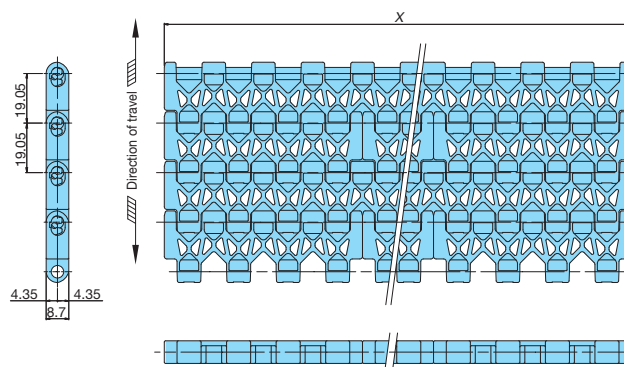

See page 191/193



See page 203-205

# Plastic Modular Chain **BTN6**

Net Type: Straight Running



Dimensions in mm

Material mark	Chain pitch mm	Link color	Open area %	Max. allowable load kN/m {kgf/m}	Chain mass kg/m <sup>2</sup>	Operating temperature range °C	Pin material
LFB	19.05	Brown	53	11.6 {1180}	5.58	-20 to 80 (60)	Special engineering plastic
MWS		Cream					
ULF		Blue		8.83 { 900}	4.60		
DIA		Cream					
DIY		Green					

Note: 1. Operating temperature of (60) is for wet conditions. When plastic pins are replaced with stainless steel pins, the chain can be used from 60°C to 80°C in wet conditions. In this case, initial chain length will be approx. 1% longer and chain mass heavier. Be sure to contact a Tsubaki representative before use.  
 2. Values for max. allowable load assume that tension acts uniformly over the entire chain width and will vary according to operating conditions (temperature and speed). Contact a Tsubaki representative for chain max. allowable load graphs. Values for max. allowable load in the table above are for chain that is one meter (1m) in width. To calculate values for other chain widths, multiply the chain width in question by the max. allowable load for one-meter (1m) wide chain.  
 (Example: Max. allowable load for BTN6-3048-LFB = 11.6 x 304.8/1000 ÷ 3.5 kN)

## Material

	Material	Material mark	Link color	Max. allowable load kN/m {kgf/m}	Max. allowable speed m/min		Operating temperature range °C	BTN6
					With lube	No lube		
Standard chain	Standard	-	Gray	11.6{1180}	50	50	-20 to 80 (60)	○
	Low Friction/Anti-Wear	LFW	White					
		LFG	Green					
	Ultra Low Friction	ULF	Blue	-	-	-	-	-
	Low Friction	WR	Green					
		UL	Green					
	NLF	Dark gray						
High-function chain	Heat Resistant/High Speed	KV150	Black	-	-	-	-	-
		KV180						
		KV250						
	High Temperature	HTW	White	3.82{390}	15	15	-70 to 60	○
	Low Temperature	LTW	White					
	Chemical Resistant	Y	Matte white	5.8{590}	50	50	-20 to 80 (60)	▲
	Electroconductive	E	Black	8.1{830}				
	Impact Resistant	DIA	Cream	8.83{900}	-	50	-20 to 80	○
		DIY	Green					
Antibacterial/Mold Resistant	MWS	Cream	11.6{1180}	50	50	-20 to 80 (60)	▲	
Metal Detectable	MPD	Black	-					
	MPW							
				Contact a Tsubaki representative.				

Note: 1. ○ : Made-to-order product - : Not available ▲ : Special configurations may be available. Contact a Tsubaki representative for further information.  
 2. See precautionary notes above regarding maximum allowable load and operating temperature range.

## Chain (Plastic Pins)

Chain width X mm	LFB		ULF		Chain width X mm	LFB		ULF		Chain width X mm	LFB		ULF	
	Tsubaki model no.	Tsubaki model no.	Tsubaki model no.	Tsubaki model no.		Tsubaki model no.	Tsubaki model no.	Tsubaki model no.	Tsubaki model no.		Tsubaki model no.	Tsubaki model no.	Tsubaki model no.	Tsubaki model no.
76.2	BTN6-762-LFB	BTN6-762-ULF	609.6	BTN6-6096-LFB	BTN6-6096-ULF	1143.0	BTN6-11430-LFB	BTN6-11430-ULF						
152.4	BTN6-1524-LFB	BTN6-1524-ULF	685.8	BTN6-6858-LFB	BTN6-6858-ULF	1219.2	BTN6-12192-LFB	BTN6-12192-ULF						
228.6	BTN6-2286-LFB	BTN6-2286-ULF	762.0	BTN6-7620-LFB	BTN6-7620-ULF	1295.4	BTN6-12954-LFB	BTN6-12954-ULF						
304.8	BTN6-3048-LFB	BTN6-3048-ULF	838.2	BTN6-8382-LFB	BTN6-8382-ULF	1371.6	BTN6-13716-LFB	BTN6-13716-ULF						
381.0	BTN6-3810-LFB	BTN6-3810-ULF	914.4	BTN6-9144-LFB	BTN6-9144-ULF	1447.8	BTN6-14478-LFB	BTN6-14478-ULF						
457.2	BTN6-4572-LFB	BTN6-4572-ULF	990.6	BTN6-9906-LFB	BTN6-9906-ULF	1524.0	BTN6-15240-LFB	BTN6-15240-ULF						
533.4	BTN6-5334-LFB	BTN6-5334-ULF	1066.8	BTN6-10668-LFB	BTN6-10668-ULF									

Note: 1. Custom chain widths and widths greater than 1,524mm are available upon request. Contact a Tsubaki representative for further information.  
 2. Chain width X shown is a nominal width. Chain width is subject to expansion or contraction with changes in temperature. Expansion/contraction rate is 0.00015/°C based on reference temperature of 20°C.

Contact a Tsubaki representative for sprocket attachment positions.



See page 45



See page 191/193



See page 203-205

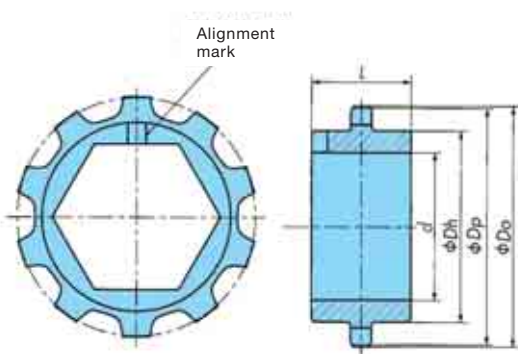
# Sprockets for BT6 Chain

Engineering Plastic

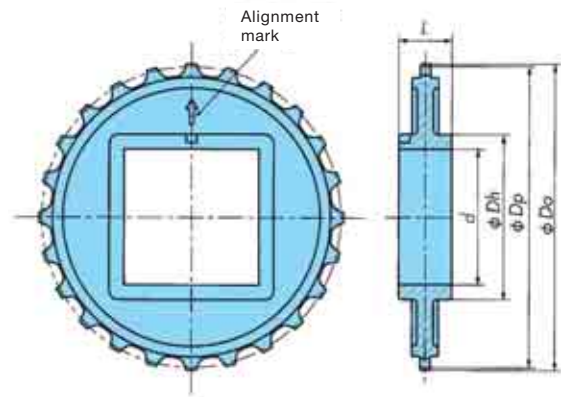
Applicable chain

BTC6, BTO6, BTN6

## ● BT6-10T



## ● BT6-24T



## Sprockets for LFB, MWS, ULF, DIA, and DIY Series

Tsubaki model no.	Teeth	Pitch diameter $D_p$ mm	Outside diameter $D_o$ mm	Hub mm		Bore diameter $d$ mm	Approx. mass g	Shaft	Material (color)	Type
				Diameter $D_h$	Length $L$					
BT6-10T-38H	10	61.65	62.5	50	25.4	38	30	Hexagonal 38 polished steel bar	Reinforced polyamide (black)	Solid
BT6-24T-40S	24	145.95	148.0	80	25.4	40	260	Square 40 polished steel bar		
BT6-24T-50S	24	145.95	148.0	80	25.4	50	230	Square 50 polished steel bar		
BT6-24T-65S	24	145.95	148.0	80	25.4	65	170	Square 65 polished steel bar		

- Note:
1. Operating temperature range:  $-20^{\circ}\text{C}$  to  $80^{\circ}\text{C}$
  2. The BT6-10T sprocket can reduce the dead space in conveyors and work to make the conveyor more compact.
  3. The BT6-24T sprocket can minimize chain-speed variations resulting from chordal action, ensuring smooth conveyance.
  4. BT6 sprockets are made to fit loosely on the shaft to absorb differences in thermal expansion between the chain and conveyor, and alignment errors between the sprocket and chain.
  5. BT6 sprockets have an alignment mark for phase matching.
  6. The number of BT6 sprockets installed, and positions where BT6 sprockets are installed, will vary depending on load conditions. Contact a Tsubaki representative for sprocket attachment positions.
  7. Made-to-order product.

## Sprockets for KV150 and KV250 Series

Tsubaki model no.	Teeth	Bore diameter $d$ mm	Approx. mass g	Shaft	Material	Operating temperature range
BT6-KV-10T-38H	10	38	40	Hexagonal 38 polished steel bar	Special engineering plastic	80°C to 200°C
BT6-KV-24T-50S	24	50	290	Square 50 polished steel bar	Special engineering plastic	

- Note:
1. Materials and sizes for KV series sprockets will vary depending on operating temperatures. Be sure to contact a Tsubaki representative before use.
  2. Sprockets having numbers of teeth other than those above can also be manufactured.
  3. Sprockets for LFB chain can be used when operating temperature is in the range from  $-20^{\circ}\text{C}$  to  $80^{\circ}\text{C}$ .
  4. Made-to-order product.

## ● Model Numbering

Chain type	Teeth	Bore diameter	Bore shape
<b>BT6</b>	<b>— 10T</b>	<b>— 38</b>	<b>H</b>

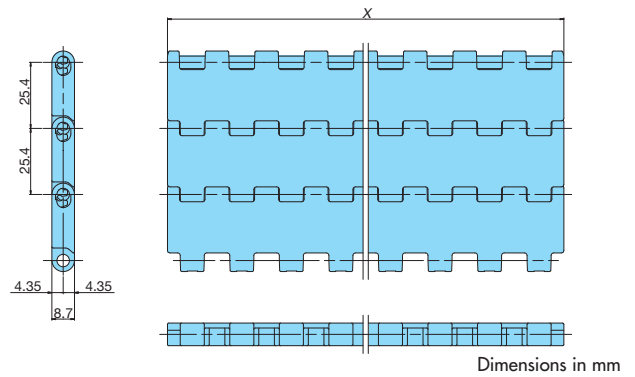

H: Hexagonal  
S: Square

Note: Do not leave spaces between letters and symbols.

# Plastic Modular Chain BTC8

Closed Type: Straight Running

No tab guide attachments



Material mark	Chain pitch mm	Link color	Open area %	Max. allowable load kN/m {kgf/m}	Chain mass kg/m <sup>2</sup>	Operating temperature range °C	Pin material
LFB	25.4	Brown	2.5	12.8 {1300}	5.90	-20 to 80 (60)	Special engineering plastic
MWS		Cream					
ULF		Blue		9.8 {1000}			
DIA		Cream					
DIY		Green					

Note: 1. Operating temperature of (60) is for wet conditions. When plastic pins are replaced with stainless steel pins, the chain can be used from 60°C to 80°C in wet conditions. In this case, initial chain length will be slightly longer and chain mass heavier. Be sure to contact a Tsubaki representative before use.  
 2. Values for max. allowable load assume that tension acts uniformly over the entire chain width and will vary according to operating conditions (temperature and speed). Contact a Tsubaki representative for chain max. allowable load graphs. Values for max. allowable load in the table above are for chain that is one meter (1m) in width. To calculate values for other chain widths, multiply the chain width in question by the max. allowable load for one-meter (1m) wide chain.  
 (Example: Max. allowable load for BTC8-3048-LFB = 12.8 x 304.8/1000 = 3.9 kN)

## Material

	Material	Material mark	Link color	Max. allowable load kN/m {kgf/m}	Max. allowable speed m/min		Operating temperature range °C	BTC8
					With lube	No lube		
Standard chain	Standard	-	Gray	12.8{1300}	50	50	-20 to 80 (60)	○
	Low Friction/Anti-Wear	LFW	White					
		LFG	Green					
	Ultra Low Friction	ULF	Blue	-	-	-	-	-
	Low Friction	WR	Green	-	-	-	-	-
		UL	Green					
NLF		Dark gray						
High-function chain	Heat Resistant/High Speed	KV150	Black	-	-	-	-	-
		KV180						
		KV250						
	High Temperature	HTW	White	4.22{430}	15	15	-70 to 60	○
	Low Temperature	LTW						
	Chemical Resistant	Y	Matte white	6.4{650}	50	50	-20 to 80 (60)	▲
	Electroconductive	E	Black	9.0{910}				
	Impact Resistant	DIA	Cream	9.8{1000}	-	50	-20 to 80	○
		DIY	Green					
	Antibacterial/Mold Resistant	MWS	Cream	12.8{1300}	50	50	-20 to 80 (60)	○
Metal Detectable	MPD	Black	-					
	MPW							
Contact a Tsubaki representative.								▲

Note: 1. ○ : Made-to-order product - : Not available ▲ : Special configurations may be available. Contact a Tsubaki representative for further information.  
 2. See precautionary notes above regarding maximum allowable load and operating temperature range.

## Chain (Plastic Pins)

Chain width X mm	LFB		ULF		Chain width X mm	LFB		ULF		Chain width X mm	LFB		ULF	
	Tsubaki model no.	Tsubaki model no.	Tsubaki model no.	Tsubaki model no.		Tsubaki model no.	Tsubaki model no.	Tsubaki model no.	Tsubaki model no.		Tsubaki model no.	Tsubaki model no.	Tsubaki model no.	Tsubaki model no.
76.2	BTC8-762-LFB	BTC8-762-ULF	609.6	BTC8-6096-LFB	BTC8-6096-ULF	1143.0	BTC8-11430-LFB	BTC8-11430-ULF						
152.4	BTC8-1524-LFB	BTC8-1524-ULF	685.8	BTC8-6858-LFB	BTC8-6858-ULF	1219.2	BTC8-12192-LFB	BTC8-12192-ULF						
228.6	BTC8-2286-LFB	BTC8-2286-ULF	762.0	BTC8-7620-LFB	BTC8-7620-ULF	1295.4	BTC8-12954-LFB	BTC8-12954-ULF						
304.8	BTC8-3048-LFB	BTC8-3048-ULF	838.2	BTC8-8382-LFB	BTC8-8382-ULF	1371.6	BTC8-13716-LFB	BTC8-13716-ULF						
381.0	BTC8-3810-LFB	BTC8-3810-ULF	914.4	BTC8-9144-LFB	BTC8-9144-ULF	1447.8	BTC8-14478-LFB	BTC8-14478-ULF						
457.2	BTC8-4572-LFB	BTC8-4572-ULF	990.6	BTC8-9906-LFB	BTC8-9906-ULF	1524.0	BTC8-15240-LFB	BTC8-15240-ULF						
533.4	BTC8-5334-LFB	BTC8-5334-ULF	1066.8	BTC8-10668-LFB	BTC8-10668-ULF									

Note: 1. Custom chain widths and widths greater than 1,524mm are available upon request. Contact a Tsubaki representative for further information.  
 2. Chain width X shown is a nominal width. Chain width is subject to expansion or contraction with changes in temperature. Expansion/contraction rate is 0.00015/°C based on reference temperature of 20°C.

Contact a Tsubaki representative for sprocket attachment positions.



See page 48



See page 191/193

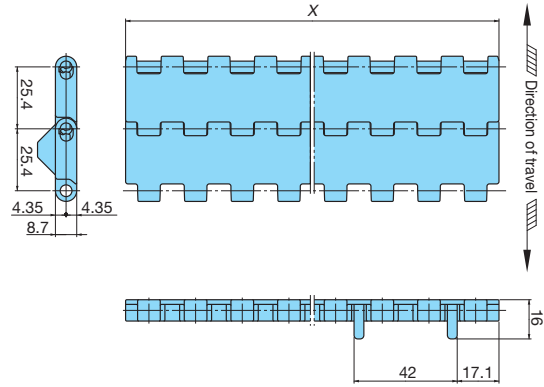



See page 203-205

# Plastic Modular Chain BTC8-A

Closed Type: Straight Running

With tab guide attachments



Dimensions in mm

Material mark	Chain pitch mm	Link color	Open area %	Max. allowable load kN/m {kgf/m}	Chain mass kg/m <sup>2</sup>	Operating temperature range °C	Pin material
LFB	25.4	Brown	2.5	12.8 {1300}	5.90	-20 to 80 (60)	Special engineering plastic
MWS		Cream					
ULF		Blue					
DIA		Cream					
DIY		Green		9.8 {1000}	5.25		
					7.90		

- Note: 1. Operating temperature of (60) is for wet conditions. When plastic pins are replaced with stainless steel pins, the chain can be used from 60°C to 80°C in wet conditions. In this case, initial chain length will be slightly longer and chain mass heavier. Be sure to contact a Tsubaki representative before use.  
 2. Values for max. allowable load assume that tension acts uniformly over the entire chain width and will vary according to operating conditions (temperature and speed). Contact a Tsubaki representative for chain max. allowable load graphs. Values for max. allowable load in the table above are for chain that is one meter (1m) in width. To calculate values for other chain widths, multiply the chain width in question by the max. allowable load for one-meter (1m) wide chain. (Example: Max. allowable load for BTC8-3048-A-LFB = 12.8 × 304.8/1000 = 3.9 kN)  
 3. Chain with tab guide attachments will be 0.5 kg/m heavier. Tab guide attachments are attached to every second link on one side of the chain.

## Material

	Material	Material mark	Link color	Max. allowable load kN/m {kgf/m}	Max. allowable speed m/min		Operating temperature range °C	BTC8-A					
					With lube	No lube							
Standard chain	Standard	-	Gray	12.8{1300}	50	50	-20 to 80 (60)	○					
	Low Friction/Anti-Wear	LFW	White										
		LFG	Green										
		LFB	Brown										
	Ultra Low Friction	ULF	Blue										
Low Friction	WR	Green	-	-	-	-	-						
	UL	Green	-	-	-	-	-						
	NLF	Dark gray	-	-	-	-	-						
High-function chain	Heat Resistant/High Speed	KV150	Black	-	-	-	-	-					
		KV180											
		KV250											
	High Temperature/Low Temperature	HTW	White										
		LTW											
	Chemical Resistant	Y	Matte white						6.4{ 650}	50	50	-20 to 80 (60)	▲
	Electroconductive	E	Black						9.0{910}				
	Impact Resistant	DIA	Cream						9.8{1000}	-	50	-20 to 80	○
		DIY	Green										
Antibacterial/Mold Resistant	MWS	Cream	12.8{1300}	50	50	-20 to 80 (60)	○						
Metal Detectable	MPD	Black	Contact a Tsubaki representative.					-					
	MPW												

- Note: 1. ○ : Made-to-order product - : Not available ▲ : Special configurations may be available. Contact a Tsubaki representative for further information.  
 2. See precautionary notes above regarding maximum allowable load and operating temperature range.

## Chain (Plastic Pins)

Chain width X mm	LFB		ULF		Chain width X mm	LFB		ULF		Chain width X mm	LFB		ULF	
	Tsubaki model no.	Tsubaki model no.	Tsubaki model no.	Tsubaki model no.		Tsubaki model no.	Tsubaki model no.	Tsubaki model no.	Tsubaki model no.		Tsubaki model no.	Tsubaki model no.	Tsubaki model no.	Tsubaki model no.
76.2	BTC8-762-A-LFB	BTC8-762-A-ULF	609.6	BTC8-6096-A-LFB	BTC8-6096-A-ULF	1143.0	BTC8-11430-A-LFB	BTC8-11430-A-ULF	1219.2	BTC8-12192-A-LFB	BTC8-12192-A-ULF	1295.4	BTC8-12954-A-LFB	BTC8-12954-A-ULF
152.4	BTC8-1524-A-LFB	BTC8-1524-A-ULF	685.8	BTC8-6858-A-LFB	BTC8-6858-A-ULF	1219.2	BTC8-12192-A-LFB	BTC8-12192-A-ULF	1371.6	BTC8-13716-A-LFB	BTC8-13716-A-ULF	1447.8	BTC8-14478-A-LFB	BTC8-14478-A-ULF
228.6	BTC8-2286-A-LFB	BTC8-2286-A-ULF	762.0	BTC8-7620-A-LFB	BTC8-7620-A-ULF	1371.6	BTC8-13716-A-LFB	BTC8-13716-A-ULF	1524.0	BTC8-15240-A-LFB	BTC8-15240-A-ULF			
304.8	BTC8-3048-A-LFB	BTC8-3048-A-ULF	838.2	BTC8-8382-A-LFB	BTC8-8382-A-ULF									
381.0	BTC8-3810-A-LFB	BTC8-3810-A-ULF	914.4	BTC8-9144-A-LFB	BTC8-9144-A-ULF									
457.2	BTC8-4572-A-LFB	BTC8-4572-A-ULF	990.6	BTC8-9906-A-LFB	BTC8-9906-A-ULF									
533.4	BTC8-5334-A-LFB	BTC8-5334-A-ULF	1066.8	BTC8-10668-A-LFB	BTC8-10668-A-ULF									

- Note: 1. Custom chain widths and widths greater than 1,524mm are available upon request. Contact a Tsubaki representative for further information.  
 2. Chain width X shown is a nominal width. Chain width is subject to expansion or contraction with changes in temperature. Expansion/contraction rate is 0.00015/°C based on reference temperature of 20°C.

Contact a Tsubaki representative for sprocket attachment positions.



See page 48



See page 191/193



See page 203-205



# Sprockets for BT8 Chain

Engineering Plastic

Plastic Modular Chain

Plastic Top Chain

Plastic Block Chain

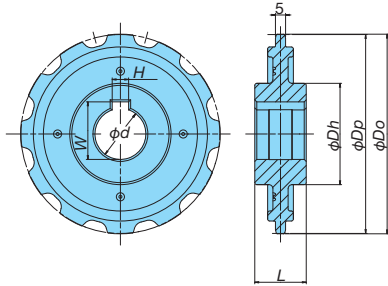
Stainless Steel Top Chain

Accessories

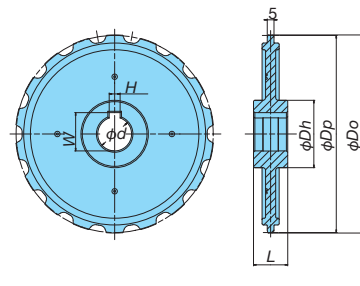
Applicable chain

BTC8 (Note: Cannot be used with BTO8-M chain.)

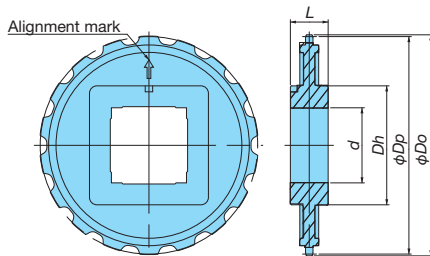
## ● BT8-12T-25



## ● BT8-18T-25



## ● BT8-18T-40S/50S/65S



Tsubaki model no.	Teeth	Pitch diameter $D_p$	Outside diameter $D_o$	Hub		Bore diameter $d$	Keyway		Approx. mass g	Shaft	Material (color)	Type
				Diameter $D_h$	Length $L$		W	H				
BT8-12T-25	12	98.14	98.5	$\phi$ 50	25.4	$\phi$ 25.1	8.1	28.4	90	Round 25 polished steel bar	Reinforced polyamide (black)	Solid
BT8-18T-25	18	146.27	147.0	$\phi$ 50	25.4	$\phi$ 25.1	8.1	28.4	190	Round 25 polished steel bar		
BT8-18T-40S	18	146.27	147.0	80.0	25.4	40	-	-	250	Square 40 polished steel bar		
BT8-18T-50S	18	146.27	147.0	80.0	25.4	50	-	-	225	Square 50 polished steel bar		
BT8-18T-65S	18	146.27	147.0	80.0	25.4	65	-	-	165	Square 65 polished steel bar		

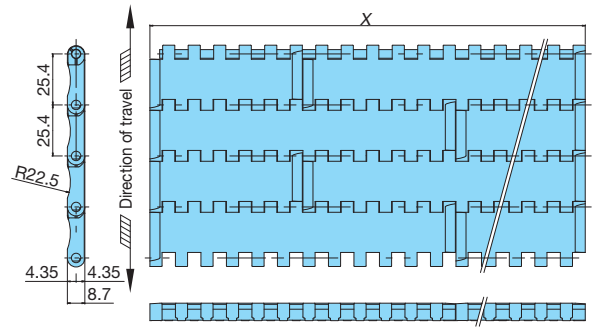

- Note:
1. Operating temperature range:  $-20^{\circ}\text{C}$  to  $80^{\circ}\text{C}$
  2. BT8 sprockets are made to fit loosely on the shaft to absorb differences in thermal expansion between the chain and conveyor, and alignment errors between the sprocket and chain.
  3. BT8 sprockets (square bore) have an alignment mark for phase matching.
  4. The number of BT8 sprockets installed, and positions where BT8 sprockets are installed, will vary depending on load conditions. Contact a Tsubaki representative for sprocket attachment positions.
  5. Cannot be used with BTO8-M chain.
  6. Made-to-order product.
  7. Contact a Tsubaki representative when considering BT8-12T25 or BT8-18T25 sprockets.

Dimensions in mm

# Plastic Modular Chain BTC8S

Closed Type: Straight Running

**New**



Dimensions in mm

Material mark	Chain pitch mm	Link color	Open area %	Max. allowable load kN/m {kgf/m}	Chain mass kg/m <sup>2</sup>	Max. allowable speed m/min		Operating temperature range °C	Pin material
						With lube	No lube		
Standard	25.4	Blue	3	12.8 {1305}	8.5	50		-20 to 80 (60)	Special engineering plastic

- Note:
- Operating temperature of (60) is for wet conditions.
  - Values for max. allowable load assume that tension acts uniformly over the entire chain width and will vary according to operating conditions (temperature and speed). Contact a Tsubaki representative for chain max. allowable load graphs. Values for max. allowable load in the table above are for chain that is one meter (1m) in width. To calculate values for other chain widths, multiply the chain width in question by the max. allowable load for one-meter (1m) wide chain. (Example: Max. allowable load for BTC8S-3048 = 12.8 × 304.8/1000 ≅ 3.9 kN)
  - Made-to-order product.

## Chain (Plastic Pins)

Chain width X mm	Standard
	Tsubaki model no.
76.2	BTC8S-762
152.4	BTC8S-1524
228.6	BTC8S-2286
304.8	BTC8S-3048
381.0	BTC8S-3810
457.2	BTC8S-4572
533.4	BTC8S-5334
609.6	BTC8S-6096
685.8	BTC8S-6858
762.0	BTC8S-7620

Chain width X mm	Standard
	Tsubaki model no.
838.2	BTC8S-8382
914.4	BTC8S-9144
990.6	BTC8S-9906
1066.8	BTC8S-10668
1143.0	BTC8S-11430
1219.2	BTC8S-12192
1295.4	BTC8S-12954
1371.6	BTC8S-13716
1447.8	BTC8S-14478
1524.0	BTC8S-15240

- Note:
- Widths greater than 1,524mm are available upon request.
  - Chain width X shown is a nominal width. Chain width is subject to expansion or contraction with changes in temperature. Expansion/contraction rate is 0.00015/°C based on reference temperature of 20°C.

Contact a Tsubaki representative for sprocket attachment positions.



...See page 191/193



...See page 203-205

# Sprockets for BTC8S chain

Engineering Plastic

Plastic Modular Chain

Plastic Top Chain

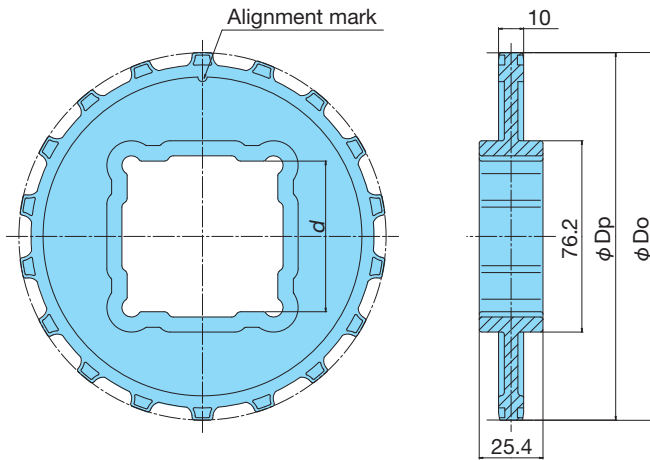
Plastic Block Chain

Stainless Steel Top Chain

Accessories

Applicable chain

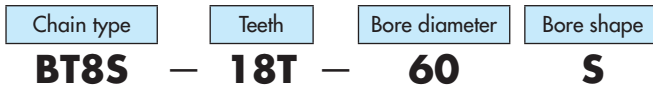
BTC8S



Tsubaki model no.	Teeth	Pitch diameter $D_p$	Outside diameter $D_o$	Bore diameter $d$	Approx. mass g	Shaft	Material (color)	Type
BT8S-18T-40S	18	146.27	146.5	40	230	Square 40 polished steel bar	Polyamide (light gray)	Solid
BT8S-18T-60S				60	120	Square 60 polished steel bar		

- Note:
1. Operating temperature range:  $-20^{\circ}\text{C}$  to  $80^{\circ}\text{C}$
  2. BT8S sprockets are made to fit loosely on the shaft to absorb differences in thermal expansion between the chain and conveyor, and alignment errors between the sprocket and chain.
  3. Made-to-order product.

## ● Model Numbering



S: Square

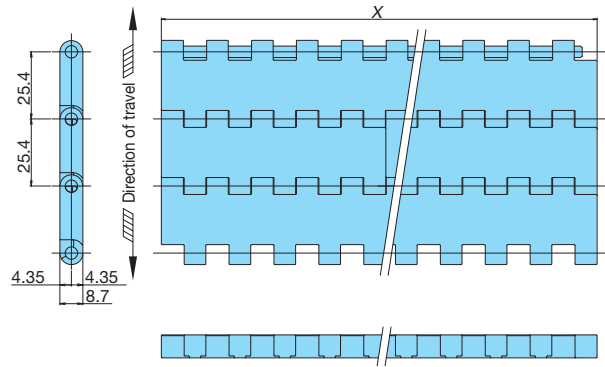

Note: Do not leave spaces between letters and symbols.

Dimensions in mm

# Plastic Modular Chain WT2250FT

Closed Type: Straight Running

**New**



Dimensions in mm

Material mark	Chain pitch mm	Link color	Open area %	Max. allowable load kN/m {kgf/m}	Chain mass kg/m <sup>2</sup>	Max. allowable speed m/min		Operating temperature range °C	Pin material
						With lube	No lube		
Standard G	25.4	Gray	3	12.8 {1305}	9.6	50		-20 to 80 (60)	Special engineering plastic
High Temperature HTW		White		6.4 { 650}	6.9				Polypropylene

- Note: 1. Operating temperature of (60) is for wet conditions.  
 2. Values for max. allowable load assume that tension acts uniformly over the entire chain width and will vary according to operating conditions (temperature and speed). Contact a Tsubaki representative for chain max. allowable load graphs. Values for max. allowable load in the table above are for chain that is one meter (1m) in width. To calculate values for other chain widths, multiply the chain width in question by the max. allowable load for one-meter (1m) wide chain. (Example: Max. allowable load for WT2250FT-W340-G = 12.8 x 340/1000 = 4.4 kN)  
 3. Made-to-order product.

## Chain (Plastic Pins)

Chain width X mm	G		HTW	
	Tsubaki model no.		Tsubaki model no.	
85	WT2250FT-W85-G		WT2250FT-W85-HTW	
170	WT2250FT-W170-G		WT2250FT-W170-HTW	
255	WT2250FT-W255-G		WT2250FT-W255-HTW	
340	WT2250FT-W340-G		WT2250FT-W340-HTW	
425	WT2250FT-W425-G		WT2250FT-W425-HTW	
510	WT2250FT-W510-G		WT2250FT-W510-HTW	
595	WT2250FT-W595-G		WT2250FT-W595-HTW	
680	WT2250FT-W680-G		WT2250FT-W680-HTW	
765	WT2250FT-W765-G		WT2250FT-W765-HTW	
850	WT2250FT-W850-G		WT2250FT-W850-HTW	
935	WT2250FT-W935-G		WT2250FT-W935-HTW	
1020	WT2250FT-W1020-G		WT2250FT-W1020-HTW	
1105	WT2250FT-W1105-G		WT2250FT-W1105-HTW	
1190	WT2250FT-W1190-G		WT2250FT-W1190-HTW	
1275	WT2250FT-W1275-G		WT2250FT-W1275-HTW	
1360	WT2250FT-W1360-G		WT2250FT-W1360-HTW	
1445	WT2250FT-W1445-G		WT2250FT-W1445-HTW	
1530	WT2250FT-W1530-G		WT2250FT-W1530-HTW	
1615	WT2250FT-W1615-G		WT2250FT-W1615-HTW	
1700	WT2250FT-W1700-G		WT2250FT-W1700-HTW	

- Note: 1. Widths greater than 1,700mm are available upon request.  
 2. Chain width X shown is a nominal width. Chain width is subject to expansion or contraction with changes in temperature. Expansion/contraction rate is 0.00015/°C based on reference temperature of 20°C.

Contact a Tsubaki representative for sprocket attachment positions.



See page 56



See page 191/193

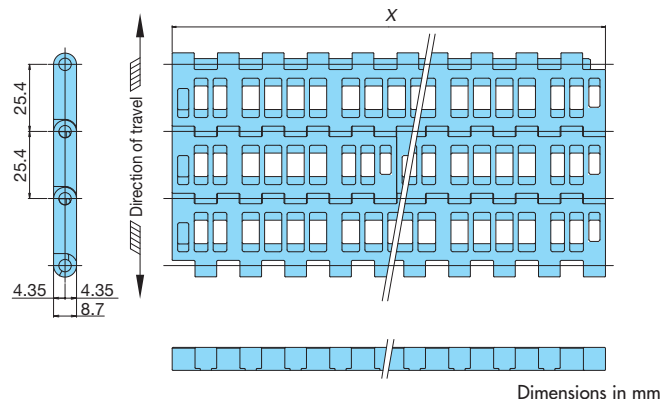



See page 203-205

# Plastic Modular Chain WT2250FG

Open Type: Straight Running

**New**



Dimensions in mm

Material mark	Chain pitch mm	Link color	Open area %	Max. allowable load kN/m {kgf/m}	Chain mass kg/m <sup>2</sup>	Max. allowable speed m/min		Operating temperature range °C	Pin material
						With lube	No lube		
Standard G	25.4	Gray	23	12.8 {1305}	7.9	50		-20 to 80 (60)	Special engineering plastic
High Temperature HTW		White		6.4 { 650}	5.6			5 to 105	Polypropylene

- Note: 1. Operating temperature of (60) is for wet conditions.  
 2. Values for max. allowable load assume that tension acts uniformly over the entire chain width and will vary according to operating conditions (temperature and speed). Contact a Tsubaki representative for chain max. allowable load graphs. Values for max. allowable load in the table above are for chain that is one meter (1m) in width. To calculate values for other chain widths, multiply the chain width in question by the max. allowable load for one-meter (1m) wide chain. (Example: Max. allowable load for WT2250FG-W340-G = 12.8 x 340/1000 = 4.4 kN)  
 3. Made-to-order product.

## Chain (Plastic Pins)

Chain width X mm	G		HTW	
	Tsubaki model no.		Tsubaki model no.	
85	WT2250FG-W85-G		WT2250FG-W85-HTW	
170	WT2250FG-W170-G		WT2250FG-W170-HTW	
255	WT2250FG-W255-G		WT2250FG-W255-HTW	
340	WT2250FG-W340-G		WT2250FG-W340-HTW	
425	WT2250FG-W425-G		WT2250FG-W425-HTW	
510	WT2250FG-W510-G		WT2250FG-W510-HTW	
595	WT2250FG-W595-G		WT2250FG-W595-HTW	
680	WT2250FG-W680-G		WT2250FG-W680-HTW	
765	WT2250FG-W765-G		WT2250FG-W765-HTW	
850	WT2250FG-W850-G		WT2250FG-W850-HTW	
935	WT2250FG-W935-G		WT2250FG-W935-HTW	
1020	WT2250FG-W1020-G		WT2250FG-W1020-HTW	
1105	WT2250FG-W1105-G		WT2250FG-W1105-HTW	
1190	WT2250FG-W1190-G		WT2250FG-W1190-HTW	
1275	WT2250FG-W1275-G		WT2250FG-W1275-HTW	
1360	WT2250FG-W1360-G		WT2250FG-W1360-HTW	
1445	WT2250FG-W1445-G		WT2250FG-W1445-HTW	
1530	WT2250FG-W1530-G		WT2250FG-W1530-HTW	
1615	WT2250FG-W1615-G		WT2250FG-W1615-HTW	
1700	WT2250FG-W1700-G		WT2250FG-W1700-HTW	

- Note: 1. Widths greater than 1,700mm are available upon request.  
 2. Chain width X shown is a nominal width. Chain width is subject to expansion or contraction with changes in temperature. Expansion/contraction rate is 0.00015/°C based on reference temperature of 20°C.

Contact a Tsubaki representative for sprocket attachment positions.



...See page 56



...See page 191/193



...See page 203-205


**New**

A new line-up of plastic modular chain on which flights can be mounted to enable inclined conveyance of bulk material or loose items.

## Flight-Attachable Chain

### ● WT2250FT-G/HTW

(See page 51 for maximum allowable load and other parameters)




### Inclined conveyor with attached flights




### ● WT2250FG-G/HTW

(See page 52 for maximum allowable load and other parameters)



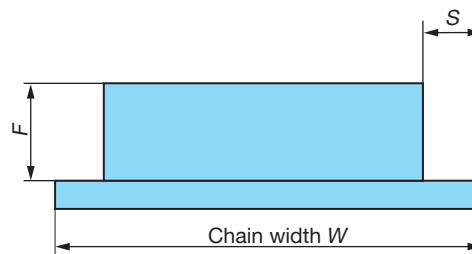
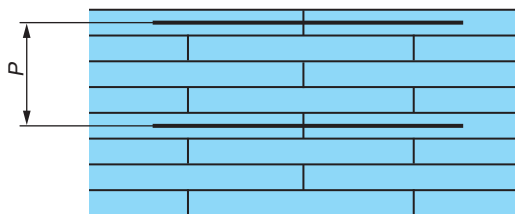
### Example of flight shape



## Flight Dimensions

The following dimensions must be determined in order to install flights:

- P = flight mount spacing (Flights can be mounted at integral multiples of the chain pitch of 25.4mm.)
- F = flight height (Select from 25.4mm, 50.8mm, or 76.2mm.)
- S = indent (Select from 0mm, 17mm, 34mm, or 51mm. Indents are necessary to support the chain on the return side using rollers or the like.)



Note: Made-to-order product. Contact a Tsubaki representative for further information.



...See page 56



...See page 191/193



...See page 203-205

Plastic Modular Chain  
Plastic Top Chain  
Plastic Block Chain  
Stainless Steel Top Chain  
Accessories

## WT2250FT/FG Flight Plastic Modular Chain Inquiry Sheet

Please give us the following information when placing an order for or inquiring about WT2250FT/FG Flight Plastic Modular Chain.

WT2250FT/FG Inquiry Sheet			
Company Name		Name	
Tel.		Fax	

Chain Type	<input type="checkbox"/> FT (closed type) <input type="checkbox"/> FG (open type)	
Chain Width W	mm	(Standard chain width is 170mm and available in 85mm increments)
Chain Material	<input type="checkbox"/> Standard G (polyacetal: gray) <input type="checkbox"/> High Temperature HTW (polypropylene: white)	
Flight Mount Spacing P	mm	(Flights can be mounted in 25.4mm intervals)
Flight Height F	<input type="checkbox"/> 25.4 mm <input type="checkbox"/> 50.8 mm <input type="checkbox"/> 76.2 mm <input type="checkbox"/> Other (      mm)	
Indent S	<input type="checkbox"/> 1.7 mm <input type="checkbox"/> 3.4 mm <input type="checkbox"/> 5.1 mm <input type="checkbox"/> Other (      mm)	

Equipment	Description	<input type="checkbox"/> New installation <input type="checkbox"/> Remodeling (existing equipment:      )			
	Layout	(schematic diagram)			
	Horizontal Conveyance Distance	(drive side)	mm	(driven side)	mm
Conveyed Object	Conveyed Object		Mass		kg/m <sup>2</sup>
	Conveying Speed	m/min	Ambient Temperature		°C
	Temperature of Conveyed Object	°C	Conveyance Amount		kg/min
	Impact	<input type="checkbox"/> No <input type="checkbox"/> Yes (description:      )			

Plastic Modular Chain

Plastic Top Chain

Plastic Block Chain

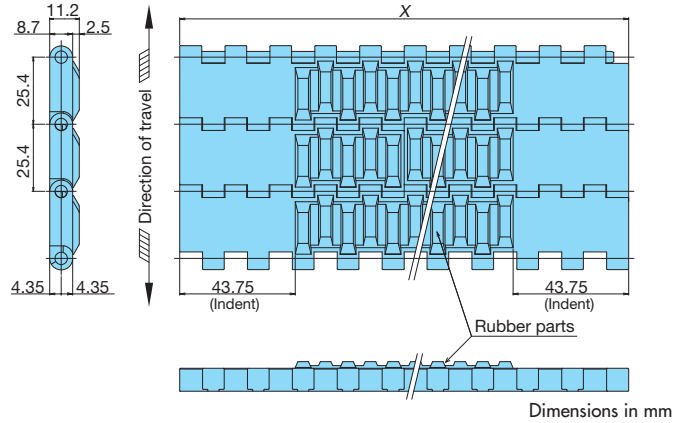

Stainless Steel Top Chain

Accessories

# Plastic Modular Chain WT2250VG

Rubber Type: Inclined Conveyance

**New**



Dimensions in mm

Material mark	Chain pitch mm	Link color	Open area %	Max. allowable load kN/m {kgf/m}	Chain mass kg/m <sup>2</sup>	Max. allowable speed m/min		Operating temperature range °C	Pin material
						With lube	No lube		
Standard	25.4	Chain body: Gray Rubber parts: Blue	3	12.8 {1305}	11.3	50		-20 to 80 (60)	Special engineering plastic

- Note:
1. Operating temperature of (60) is for wet conditions.
  2. Values for max. allowable load assume that tension acts uniformly over the entire chain width and will vary according to operating conditions (temperature and speed). Contact a Tsubaki representative for chain max. allowable load graphs. Values for max. allowable load in the table above are for chain that is one meter (1m) in width. To calculate values for other chain widths, multiply the chain width in question by the max. allowable load for one-meter (1m) wide chain. (Example: Max. allowable load for WT2250VG-W340 = 12.8 x 340/1000 = 4.4 kN)
  3. Made-to-order product.
  4. Rubber material: thermoplastic rubber.

## Chain (Plastic Pins)

Chain width X mm	G
	Tsubaki model no.
85	WT2250VG-W85-G
170	WT2250VG-W170-G
255	WT2250VG-W255-G
340	WT2250VG-W340-G
425	WT2250VG-W425-G
510	WT2250VG-W510-G
595	WT2250VG-W595-G
680	WT2250VG-W680-G
765	WT2250VG-W765-G
850	WT2250VG-W850-G

Chain width X mm	G
	Tsubaki model no.
935	WT2250VG-W935-G
1020	WT2250VG-W1020-G
1105	WT2250VG-W1105-G
1190	WT2250VG-W1190-G
1275	WT2250VG-W1275-G
1360	WT2250VG-W1360-G
1445	WT2250VG-W1445-G
1530	WT2250VG-W1530-G
1615	WT2250VG-W1615-G
1700	WT2250VG-W1700-G

- Note:
1. Widths greater than 1,700mm are available upon request.
  2. Chain width X shown is a nominal width. Chain width is subject to expansion or contraction with changes in temperature. Expansion/contraction rate is 0.00015/°C based on reference temperature of 20°C.
  3. Rubber type plastic modular chains require indents (areas where there is no rubber). These indent areas are used together with return rollers to support the chain on the return way.

Contact a Tsubaki representative for sprocket attachment positions.



...See page 191/193



...See page 203-205



# Sprockets & Idler Wheels for WT2250FT/FG Chain Engineering Plastic

Plastic Modular Chain

Plastic Top Chain

Plastic Block Chain

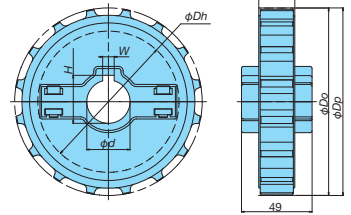
Stainless Steel Top Chain

Accessories

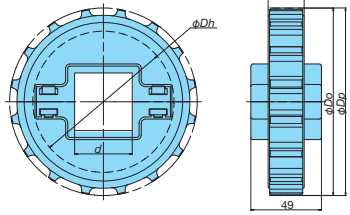
Applicable chain **WT2250FT, WT2250FG, WT2250VG**

## Sprockets

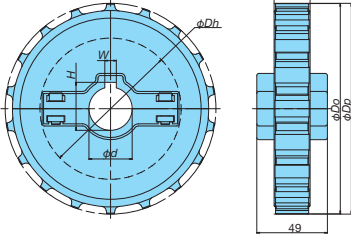
### ● WT-SW2250-16T30



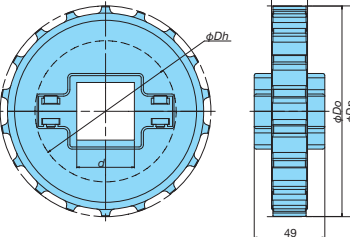
### ● WT-SW2250-16T40S



### ● WT-SW2250-18T30



### ● WT-SW2250-18T40S

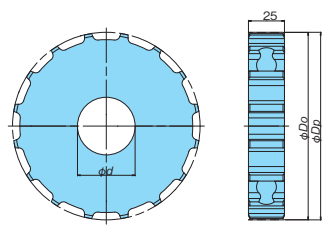


Tsubaki model no.	Teeth	Pitch diameter $D_p$	Outside diameter $D_o$	Bore diameter $d$	Keyway		Bore shape	Shaft	Material	Type
					W	H				
WT-SW2250-16T30	16	130.2	130	$\phi 30$	8	33.3	Round	Round 30 polished steel bar	Reinforced polyamide (black)	Split
WT-SW2250-16T40S				40	-	-	Square	Square 40 polished steel bar		
WT-SW2250-18T30	18	146.3	146	$\phi 30$	8	33.3	Round	Round 30 polished steel bar		
WT-SW2250-18T40S				40	-	-	Square	Square 40 polished steel bar		

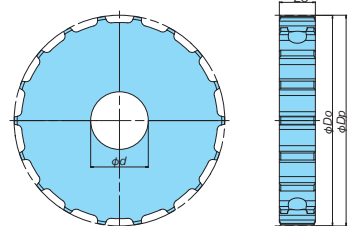
- Note:
1. Operating temperature range:  $-20^{\circ}\text{C}$  to  $80^{\circ}\text{C}$
  2. Square-hole sprockets are made to fit loosely on the shaft to absorb differences in thermal expansion between the chain and conveyor, and alignment errors between the sprocket and chain.
  3. Round-bore sprockets should be used only for chain widths of less than 680mm and under conditions in which the temperature will vary by less than  $\pm 30^{\circ}\text{C}$ .
  4. Made-to-order product.

## Idler Wheels

### ● WT-SW2250-16T-IW-M



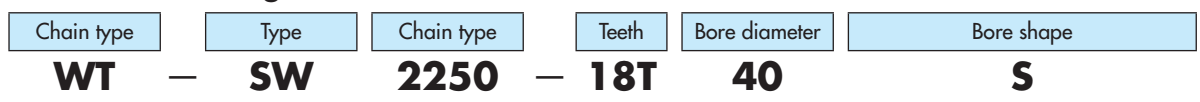
### ● WT-SW2250-18T-IW-M



Tsubaki model no.	Teeth	Pitch diameter $D_p$	Outside diameter $D_o$	Bore diameter $d$	Shaft	Material	Type
WT-SW2250-16T30IW-M	16	130.2	130	$\phi 30$	Round 30 polished steel bar	Polyamide (white)	Split
WT-SW2250-16T40IW-M				$\phi 40$	Round 40 polished steel bar		
WT-SW2250-18T30IW-M	18	146.3	146	$\phi 30$	Round 30 polished steel bar		
WT-SW2250-18T40IW-M				$\phi 40$	Round 40 polished steel bar		

- Note:
1. Operating temperature range:  $-20^{\circ}\text{C}$  to  $80^{\circ}\text{C}$
  2. For idler wheel use only.
  3. Made-to-order product.

## ● Model Numbering



SW: Split

S: Square hole  
 [blank]: Round hole (with keyway)  
 IW: Round hole (no keyway; idler wheel)

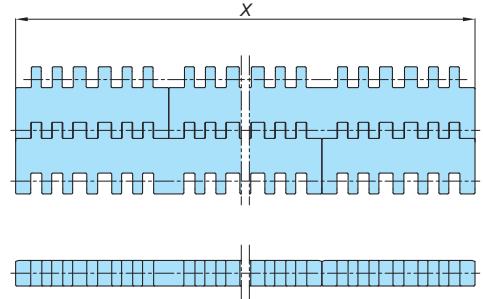
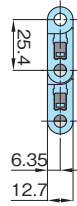

Note: Do not leave spaces between letters and symbols.

Dimensions in mm

# Plastic Modular Chain WT2505-K

Closed Type: Straight Running

U.S. Patent 6308825 B1



Dimensions in mm

Material mark	Chain pitch mm	Link color	Open area %	Max. allowable load kN/m {kgf/m}	Chain mass kg/m <sup>2</sup>	Operating temperature range °C	Pin material
ULF	25.4	Blue	3	29.4{3000}	12.6	-20 to 80 (60)	Polypropylene
LFG		Green					

Note: 1. Values for max. allowable load are at ambient temperature (20°C) and assume that tension acts uniformly over the entire chain width. Values for max. allowable load in the table above are for chain that is one meter (1 m) in width. To calculate values for other chain widths, multiply the chain width in question by the max. allowable load for one-meter (1 m) wide chain.  
 2. Operating temperature of (60) is for wet conditions.  
 3. Made-to-order product.

## Material

	Material	Material mark	Link color	Max. allowable load kN/m {kgf/m}	Max. allowable speed m/min		Operating temperature range °C	WT2505-K					
					With lube	No lube							
Standard chain	Standard	-	Gray	29.4 {3000}	50	50	-20 to 80 (60)	▲					
	Low Friction/Anti-Wear	LFW	White					○					
		LFG	Green					▲					
		LFB	Brown					○					
	Ultra Low Friction	ULF	Blue					▲					
	Low Friction	UL	Green					-	-	-	-	-	
NLF		Dark gray											
WR		Green											
High-function chain	Heat Resistant/High Speed	KV150	Black	-	-	-	-	-					
		KV180											
		KV250											
	High Temperature	HTW	White										
	Chemical Resistant	Y	Matte white										
	Electroconductive	E	Black						22.4 {2285}	50	50	-20 to 80 (60)	▲
	Impact Resistant	DIA	Cream						-	-	-	-	-
		DIY	Green										
	Antibacterial/Mold Resistant	MWS	Cream						-	-	-	-	-
	Metal Detectable	MPD	Black										
MPW													
Middle Friction	MF	Yellow	21.8 {2224}		50	-20 to 80	▲						

Note: 1. ○ : Made-to-order product - : Not available ▲ : Special configurations may be available. Contact a Tsubaki representative for further information.  
 2. Operating temperature of (60) is for wet conditions.  
 3. MF Medium Friction series must be used without lubrication (lube-free).

## Chain (Plastic Pins)

Chain width X mm	ULF	LFG
	Tsubaki model no.	Tsubaki model no.
76.2	WT2505-K03-ULF	WT2505-K03-LFG
152.4	WT2505-K06-ULF	WT2505-K06-LFG
228.6	WT2505-K09-ULF	WT2505-K09-LFG
304.8	WT2505-K12-ULF	WT2505-K12-LFG
381.0	WT2505-K15-ULF	WT2505-K15-LFG
457.2	WT2505-K18-ULF	WT2505-K18-LFG
533.4	WT2505-K21-ULF	WT2505-K21-LFG
609.6	WT2505-K24-ULF	WT2505-K24-LFG

Chain width X mm	ULF	LFG
	Tsubaki model no.	Tsubaki model no.
762.0	WT2505-K30-ULF	WT2505-K30-LFG
914.4	WT2505-K36-ULF	WT2505-K36-LFG
1219.2	WT2505-K48-ULF	WT2505-K48-LFG
1524.0	WT2505-K60-ULF	WT2505-K60-LFG
1828.8	WT2505-K72-ULF	WT2505-K72-LFG
2438.4	WT2505-K96-ULF	WT2505-K96-LFG
3048.0	WT2505-K120-ULF	WT2505-K120-LFG

Note: 1. Custom chain widths and widths greater than 3,048mm are available upon request.  
 2. Chain width X shown is a nominal width. Actual width range is  $\pm 0.7\%$  at 20°C operating temperature. Chain width is subject to expansion or contraction with changes in temperature. Expansion/contraction rate is 0.00015/°C based on reference temperature of 20°C.

Contact a Tsubaki representative for sprocket attachment positions.



See page 60




See page 191/193



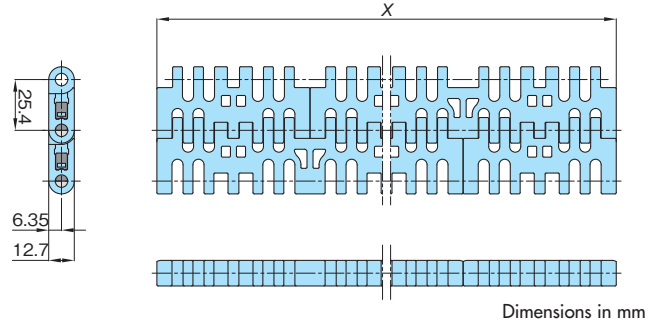
See page 203-205

# Plastic Modular Chain WT2506-K

Open Type: Straight Running



U.S. Patent 6308825 B1



Material mark	Chain pitch mm	Link color	Open area %	Max. allowable load kN/m {kgf/m}	Chain mass kg/m <sup>2</sup>	Operating temperature range °C	Pin material
HTW	25.4	White	16	26.2{2675}	8.1	5 to 105	Polypropylene

- Note: 1. Values for max. allowable load are at ambient temperature (20°C) and assume that tension acts uniformly over the entire chain width. Values for max. allowable load in the table above are for chain that is one meter (1m) in width. To calculate values for other chain widths, multiply the chain width in question by the max. allowable load for one-meter (1m) wide chain.  
 2. Available only in HTW material.  
 3. Made-to-order product.

## Chain (Plastic Pins)

Chain width X mm	HTW
	Tsubaki model no.
228.6	WT2506-K09-HTW
304.8	WT2506-K12-HTW
381.0	WT2506-K15-HTW
457.2	WT2506-K18-HTW
609.6	WT2506-K24-HTW
762.0	WT2506-K30-HTW
914.4	WT2506-K36-HTW
1219.2	WT2506-K48-HTW
1295.4	WT2506-K51-HTW
1371.6	WT2506-K54-HTW
1447.8	WT2506-K57-HTW
1524.0	WT2506-K60-HTW
1600.2	WT2506-K63-HTW
1676.4	WT2506-K66-HTW
1752.6	WT2506-K69-HTW
1828.8	WT2506-K72-HTW

Chain width X mm	HTW
	Tsubaki model no.
1905.0	WT2506-K75-HTW
1981.2	WT2506-K78-HTW
2057.4	WT2506-K81-HTW
2133.6	WT2506-K84-HTW
2209.8	WT2506-K87-HTW
2286.0	WT2506-K90-HTW
2362.2	WT2506-K93-HTW
2438.4	WT2506-K96-HTW
2514.6	WT2506-K99-HTW
2590.8	WT2506-K102-HTW
2667.0	WT2506-K105-HTW
2743.2	WT2506-K108-HTW
2819.4	WT2506-K111-HTW
2895.6	WT2506-K114-HTW
2971.8	WT2506-K117-HTW
3048.0	WT2506-K120-HTW

- Note: 1. Custom chain widths and widths greater than 3,048mm are available upon request.  
 2. Chain width X shown is a nominal width. Actual width range is  $\pm 0.7\%$  at 20°C operating temperature. Chain width is subject to expansion or contraction with changes in temperature. Expansion/contraction rate is 0.00015/°C based on reference temperature of 20°C.

Contact a Tsubaki representative for sprocket attachment positions.



...See page 60



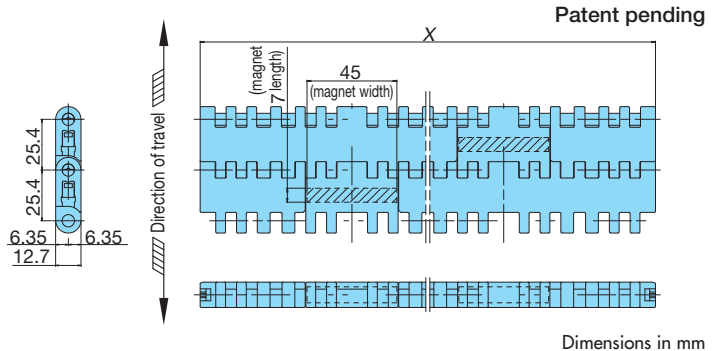

...See page 191/193



...See page 203-205

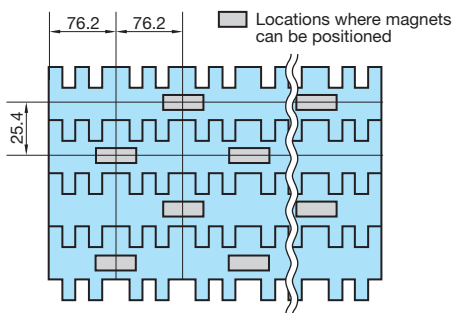
## Features

- Magnets embedded in the links enable inclined conveyance by holding conveyed (magnetic) objects to the link surface.
- Because no flights are used, it prevents damage caused by friction between the conveyed goods and the flights.



## Magnet Model Diagram

Locations where the magnets can be positioned can be selected as desired to match the application and conveyed objects. The diagram below shows locations where magnets can be attached.



Tsubaki model no.	Material mark	Link color	Chain width X	Open area %	Max. allowable load kN/m {kgf/m} *2	Chain mass kg/m <sup>2</sup> *3	Operating temperature range °C	Max. allowable speed m/min	Pin material
BTM8H	LFG	Green (magnet links: brown)	to 152.4	3	26.4{2700}	12.6	-20 to 80	50	Special engineering plastic

- Note:
1. Chain width can be composed of units ranging from 76.2mm to 152.4mm wide. However, using the 152.4mm chain width arrangement means that the spacing between magnet links will be larger than when magnet links are placed every second link.
  2. Values for max. allowable load assume that tension acts uniformly over the entire chain width. Values for max. allowable load in the table above are for chain that is one meter (1m) in width.
  3. Chain mass shown in the table above does not include the mass of the magnets. Add 0.02 kg for each magnet.
  4. BTM8H Magnetic Chain is intended for use only in dry environments. For inclined conveyance applications, the conveyor must be designed to accommodate usage conditions, such as the kind of objects to be conveyed and inclination angle. For such applications, be sure to contact a Tsubaki representative.
  5. Made-to-order product.

## Model Numbering



M : Magnetic type    8 : 25.4mm

3048 = 304.8mm  
 Note: Chain width is indicated as an integer including the first place after the decimal point.

TK: Indicates special design product (Magnet-mounting positions should be designed according to operational conditions.)

Note: Do not leave spaces between letters and symbols.

Contact a Tsubaki representative for sprocket attachment positions.

...See page 191/193

...See page 203-205

# Sprockets for WT2500 Chain Engineering Plastic

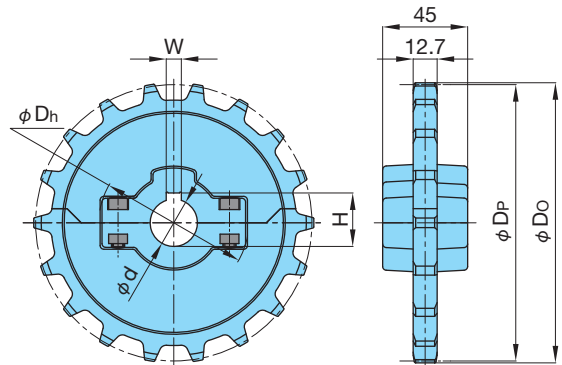
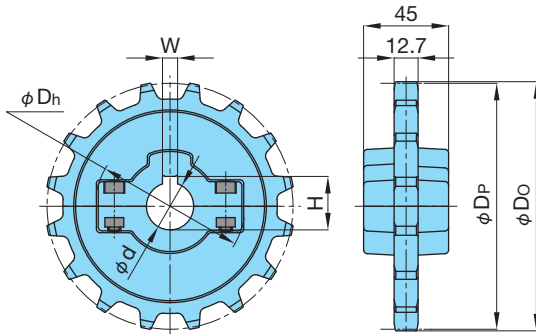
Applicable chain

WT2505, WT2506, BTM8H, BTC8H-M, BTM8H-M

## ● Split Sprockets

WT-SW2500-16T

WT-SW2500-18T



Tsubaki model no.	Teeth	Pitch diameter DP	Outside diameter Do	Bore shape	Bore diameter d	Keyway		Hub diameter Dh	Approx. mass kg	Type	Material	
						W	H				Body	Bolts and nuts
WT-SW2500-16T25	16	130.2	131.9	Round	25	8	28.3	82	0.3	Split	Reinforced polyamide (black)	Stainless steel
WT-SW2500-16T30					30	8	33.3					
WT-SW2500-16T35					35	10	38.3					
WT-SW2500-16T40					40	12	43.3					
WT-SW2500-18T25	18	146.3	148.3	Round	25	8	28.3	82	0.3	Split	Reinforced polyamide (black)	Stainless steel
WT-SW2500-18T30					30	8	33.3					
WT-SW2500-18T35					35	10	38.3					
WT-SW2500-18T40					40	12	43.3					

- Note: 1. Bolt tightening torque: 5.7 N·m  
 2. When assembling the sprockets, do not mix the pairs.  
 3. Bolts and nuts are made of stainless steel.  
 4. Operating temperature range: -20°C to 80°C  
 5. Machined solid sprockets (steel or engineering plastic) can also be fabricated upon request. Contact a Tsubaki representative for further information.

Plastic Modular Chain

Plastic Top Chain

Plastic Block Chain

Stainless Steel Top Chain

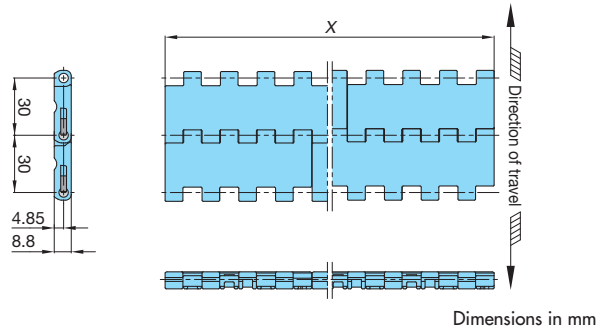

Accessories

Dimensions in mm

# Plastic Modular Chain WT3005-K

Closed Type: Straight Running

No tab guide attachments



Dimensions in mm

Material mark	Chain pitch mm	Link color	Open area %	Max. allowable load kN/m {kgf/m}	Chain mass kg/m <sup>2</sup>	Operating temperature range °C	Pin material
ULF	30	Blue	4	10.5 {1070}	6.3	-20 to 80 (60)	Special engineering plastic
UL		Green					
NLF		Dark gray					

Note: 1. Values for max. allowable load are at ambient temperature (20°C) and assume that tension acts uniformly over the entire chain width. Values for max. allowable load in the table above are for chain that is one meter (1m) in width. To calculate values for other chain widths, multiply the chain width in question by the max. allowable load for one-meter (1m) wide chain.  
2. Operating temperature of (60) is for wet conditions.

## Material

	Material	Material mark	Link color	Max. allowable load kN/m {kgf/m}	Max. allowable speed m/min		Operating temperature range °C	WT3005-K
					With lube	No lube		
Standard chain	Standard	-	Gray	10.5{1070}	50	50	-20 to 80 (60)	▲
	Low Friction/Anti-Wear	LFW	White					
		LFG	Green					
		LFB	Brown					
	Ultra Low Friction	ULF	Blue					○
	Low Friction	UL	Green					
NLF		Dark gray						
	WR	Green	-	-	-	-	-	
High-function chain	Heat Resistant/High Speed	KV150	Black	-	-	-	-	-
		KV180						
		KV250						
	High Temperature	HTW	White	-	-	-	-	-
	Chemical Resistant	Y	Matte white	-	-	-	-	-
	Electroconductive	E	Black	8.0{ 816}	50	50	-20 to 80 (60)	▲
	Impact Resistant	DIA	Cream	-	-	-	-	-
		DIY	Green					
	Antibacterial/Mold Resistant	MWS	Cream	-	-	-	-	-
	Metal Detectable	MPD	Black	-	-	-	-	-
MPW								
Middle Friction	MF	Yellow	7.8{ 796}	-	50	-20 to 80	▲	

Note: 1. ○ : Made-to-order product - : Not available ▲ : Special configurations may be available. Contact a Tsubaki representative for further information.  
2. Operating temperature of (60) is for wet conditions.  
3. MF Medium Friction series must be used without lubrication (lube-free).

## Chain (Plastic Pins)

Chain width X mm	ULF	UL	NLF
	Tsubaki model no.	Tsubaki model no.	Tsubaki model no.
76.2	WT3005-K03-ULF	WT3005-K03-UL	WT3005-K03-NLF
152.4	WT3005-K06-ULF	WT3005-K06-UL	WT3005-K06-NLF
228.6	WT3005-K09-ULF	WT3005-K09-UL	WT3005-K09-NLF
304.8	WT3005-K12-ULF	WT3005-K12-UL	WT3005-K12-NLF
381.0	WT3005-K15-ULF	WT3005-K15-UL	WT3005-K15-NLF
457.2	WT3005-K18-ULF	WT3005-K18-UL	WT3005-K18-NLF
533.4	WT3005-K21-ULF	WT3005-K21-UL	WT3005-K21-NLF

Chain width X mm	ULF	UL	NLF
	Tsubaki model no.	Tsubaki model no.	Tsubaki model no.
609.6	WT3005-K24-ULF	WT3005-K24-UL	WT3005-K24-NLF
762.0	WT3005-K30-ULF	WT3005-K30-UL	WT3005-K30-NLF
838.2	WT3005-K33-ULF	WT3005-K33-UL	WT3005-K33-NLF
914.4	WT3005-K36-ULF	WT3005-K36-UL	WT3005-K36-NLF
1066.8	WT3005-K42-ULF	WT3005-K42-UL	WT3005-K42-NLF
1219.2	WT3005-K48-ULF	WT3005-K48-UL	WT3005-K48-NLF
1524.0	WT3005-K60-ULF	WT3005-K60-UL	WT3005-K60-NLF

Note: 1. Custom chain widths and widths greater than 1,524mm are available upon request.  
2. Chain width X shown is a nominal width. Actual width range is ±0.7% at 20°C operating temperature. Chain width is subject to expansion or contraction with changes in temperature. Expansion/contraction rate is 0.00015/°C based on reference temperature of 20°C.

Contact a Tsubaki representative for sprocket attachment positions.



See page 33



See page 191/193

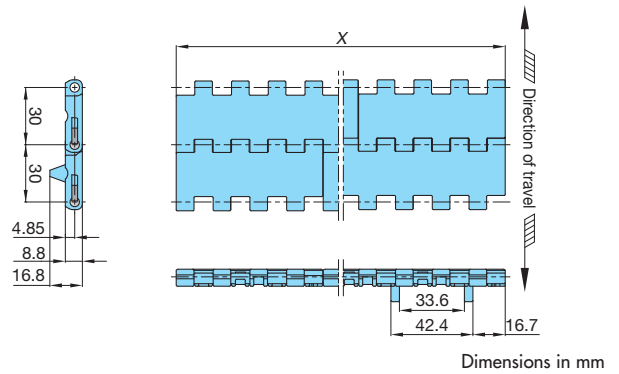



See page 203-205

# Plastic Modular Chain WT3005G-K

Closed Type: Straight Running

With tab guide attachments



Dimensions in mm

Material mark	Chain pitch mm	Link color	Open area %	Max. allowable load kN/m {kgf/m}	Chain mass kg/m <sup>2</sup>	Operating temperature range °C	Pin material
ULF	30	Blue	4	10.5 {1070}	6.3	-20 to 80 (60)	Special engineering plastic
UL		Green					
NLF		Dark gray					

Note: 1. Values for max. allowable load are at ambient temperature (20°C) and assume that tension acts uniformly over the entire chain width. Values for max. allowable load in the table above are for chain that is one meter (1m) in width. To calculate values for other chain widths, multiply the chain width in question by the max. allowable load for one-meter (1m) wide chain.  
2. Operating temperature of (60) is for wet conditions.

## Material

	Material	Material mark	Link color	Max. allowable load kN/m {kgf/m}	Max. allowable speed m/min		Operating temperature range °C	WT3005G-K					
					With lube	No lube							
Standard chain	Standard	-	Gray	10.5{1070}	50	50	-20 to 80 (60)	▲					
	Low Friction/Anti-Wear	LFW	White										
		LFG	Green										
	Ultra Low Friction	LFB	Brown										
	Low Friction	ULF	Blue					-	-	-	-	○	
		UL	Green										
NLF		Dark gray											
High-function chain	Heat Resistant/High Speed	KV150	Black	-	-	-	-	-					
		KV180											
		KV250											
	High Temperature	HTW	White										
	Chemical Resistant	Y	Matte white										
	Electroconductive	E	Black						8.0{ 816}	50	50	-20 to 80 (60)	▲
	Impact Resistant	DIA	Cream						-	-	-	-	-
		DIY	Green										
	Antibacterial/Mold Resistant	MWS	Cream						-	-	-	-	-
	Metal Detectable	MPD	Black										
MPW													
Middle Friction	MF	Yellow	7.8{ 796}		50	-20 to 80	▲						

Note: 1. ○ : Made-to-order product - : Not available ▲ : Special configurations may be available. Contact a Tsubaki representative for further information.  
2. Operating temperature of (60) is for wet conditions.  
3. MF Medium Friction series must be used without lubrication (lube-free).

## Chain (Plastic Pins)

Chain width X mm	ULF	UL	NLF
	Tsubaki model no.	Tsubaki model no.	Tsubaki model no.
152.4	WT3005G-K06-ULF	WT3005G-K06-UL	WT3005G-K06-NLF
228.6	WT3005G-K09-ULF	WT3005G-K09-UL	WT3005G-K09-NLF
304.8	WT3005G-K12-ULF	WT3005G-K12-UL	WT3005G-K12-NLF
381.0	WT3005G-K15-ULF	WT3005G-K15-UL	WT3005G-K15-NLF
457.2	WT3005G-K18-ULF	WT3005G-K18-UL	WT3005G-K18-NLF
533.4	WT3005G-K21-ULF	WT3005G-K21-UL	WT3005G-K21-NLF
609.6	WT3005G-K24-ULF	WT3005G-K24-UL	WT3005G-K24-NLF

Chain width X mm	ULF	UL	NLF
	Tsubaki model no.	Tsubaki model no.	Tsubaki model no.
838.2	WT3005G-K33-ULF	WT3005G-K33-UL	WT3005G-K33-NLF
914.4	WT3005G-K36-ULF	WT3005G-K36-UL	WT3005G-K36-NLF
1143.0	WT3005G-K45-ULF	WT3005G-K45-UL	WT3005G-K45-NLF
1219.2	WT3005G-K48-ULF	WT3005G-K48-UL	WT3005G-K48-NLF
1295.4	WT3005G-K51-ULF	WT3005G-K51-UL	WT3005G-K51-NLF
1371.6	WT3005G-K54-ULF	WT3005G-K54-UL	WT3005G-K54-NLF
1524.0	WT3005G-K60-ULF	WT3005G-K60-UL	WT3005G-K60-NLF

Note: 1. Custom chain widths and widths greater than 1,524mm are available upon request.  
2. Chain width X shown is a nominal width. Actual width range is  $\pm 0.7\%$  at 20°C operating temperature. Chain width is subject to expansion or contraction with changes in temperature. Expansion/contraction rate is 0.00015/°C based on reference temperature of 20°C.

Contact a Tsubaki representative for sprocket attachment positions.



See page 33



See page 191/193



See page 203-205

Plastic Modular Chain

Plastic Top Chain

Plastic Block Chain

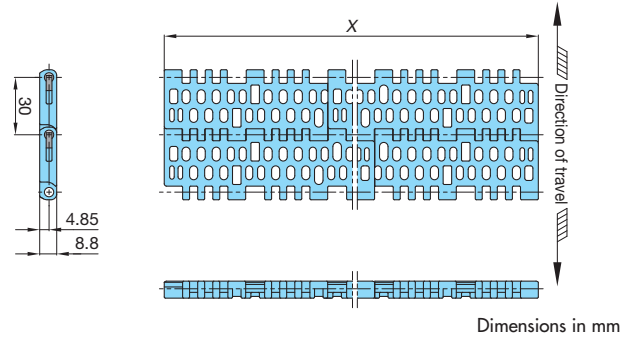

Stainless Steel Top Chain

Accessories

# Plastic Modular Chain WT3086-K

Open Type: Straight Running

No tab guide attachments



Material mark	Chain pitch mm	Link color	Open area %	Max. allowable load kN/m {kgf/m}	Chain mass kg/m <sup>2</sup>	Operating temperature range °C	Pin material
ULF	30	Blue	27	10.5 {1070}	6.0	-20 to 80 (60)	Polypropylene
UL		Green					
NLF		Dark gray					

Note: 1. Values for max. allowable load are at ambient temperature (20°C) and assume that tension acts uniformly over the entire chain width. Values for max. allowable load in the table above are for chain that is one meter (1m) in width. To calculate values for other chain widths, multiply the chain width in question by the max. allowable load for one-meter (1m) wide chain.  
2. Operating temperature of (60) is for wet conditions.

## Material

	Material	Material mark	Link color	Max. allowable load kN/m {kgf/m}	Max. allowable speed m/min		Operating temperature range °C	WT3086-K
					With lube	No lube		
Standard chain	Standard	-	Gray	10.5{1070}	50	50	-20 to 80 (60)	▲
	Low Friction/Anti-Wear	LFW	White					
		LFG	Green					
		LFB	Brown					
	Ultra Low Friction	ULF	Blue					○
	Low Friction	UL	Green					
NLF		Dark gray						
	WR	Green	-	-	-	-	-	
High-function chain	Heat Resistant/High Speed	KV150	Black	-	-	-	-	-
		KV180						
		KV250						
	High Temperature	HTW	White	-	-	-	-	-
	Chemical Resistant	Y	Matte white	-	-	-	-	-
	Electroconductive	E	Black	8.0{ 816}	50	50	-20 to 80 (60)	▲
	Impact Resistant	DIA	Cream	-	-	-	-	-
		DIY	Green					
	Antibacterial/Mold Resistant	MWS	Cream	-	-	-	-	-
	Metal Detectable	MPD	Black	-	-	-	-	-
MPW								
Middle Friction	MF	Yellow	7.8{ 796}	-	50	-20 to 80	▲	

Note: 1. ○ : Made-to-order product - : Not available ▲ : Special configurations may be available. Contact a Tsubaki representative for further information.  
2. Operating temperature of (60) is for wet conditions.  
3. MF Medium Friction series must be used without lubrication (lube-free).

## Chain (Plastic Pins)

Chain width X mm	ULF	UL	NLF
	Tsubaki model no.	Tsubaki model no.	Tsubaki model no.
170	WT3086-K170-ULF	WT3086-K170-UL	WT3086-K170-NLF
255	WT3086-K255-ULF	WT3086-K255-UL	WT3086-K255-NLF
340	WT3086-K340-ULF	WT3086-K340-UL	WT3086-K340-NLF
425	WT3086-K425-ULF	WT3086-K425-UL	WT3086-K425-NLF
510	WT3086-K510-ULF	WT3086-K510-UL	WT3086-K510-NLF
595	WT3086-K595-ULF	WT3086-K595-UL	WT3086-K595-NLF
680	WT3086-K680-ULF	WT3086-K680-UL	WT3086-K680-NLF

Chain width X mm	ULF	UL	NLF
	Tsubaki model no.	Tsubaki model no.	Tsubaki model no.
765	WT3086-K765-ULF	WT3086-K765-UL	WT3086-K765-NLF
850	WT3086-K850-ULF	WT3086-K850-UL	WT3086-K850-NLF
935	WT3086-K935-ULF	WT3086-K935-UL	WT3086-K935-NLF
1020	WT3086-K1020-ULF	WT3086-K1020-UL	WT3086-K1020-NLF
1190	WT3086-K1190-ULF	WT3086-K1190-UL	WT3086-K1190-NLF
1360	WT3086-K1360-ULF	WT3086-K1360-UL	WT3086-K1360-NLF
1530	WT3086-K1530-ULF	WT3086-K1530-UL	WT3086-K1530-NLF

Note: 1. Custom chain widths and widths greater than 1,530mm are available upon request.  
2. Chain width X shown is a nominal width. Actual width range is ±0.7% at 20°C operating temperature. Chain width is subject to expansion or contraction with changes in temperature. Expansion/contraction rate is 0.00015/°C based on reference temperature of 20°C.

Contact a Tsubaki representative for sprocket attachment positions.



See page 33



See page 191/193



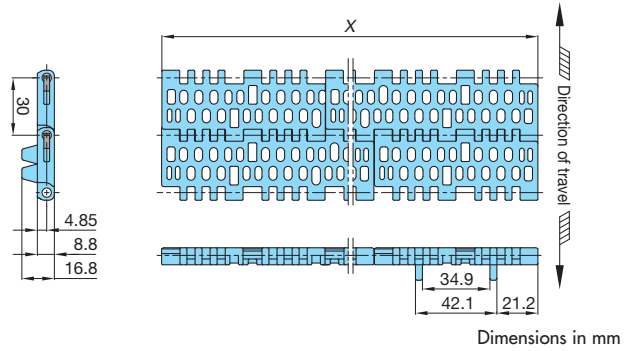

See page 203-205



# Plastic Modular Chain WT3086G-K

Open Type: Straight Running

With tab guide attachments



Material mark	Chain pitch mm	Link color	Open area %	Max. allowable load kN/m {kgf/m}	Chain mass kg/m <sup>2</sup>	Operating temperature range °C	Pin material
ULF	30	Blue	27	10.5 {1070}	6.0	-20 to 80 (60)	Polypropylene
UL		Green					
NLF		Dark gray					

Note: 1. Values for max. allowable load are at ambient temperature (20°C) and assume that tension acts uniformly over the entire chain width. Values for max. allowable load in the table above are for chain that is one meter (1m) in width. To calculate values for other chain widths, multiply the chain width in question by the max. allowable load for one-meter (1m) wide chain.  
2. Operating temperature of (60) is for wet conditions.

## Material

	Material	Material mark	Link color	Max. allowable load kN/m {kgf/m}	Max. allowable speed m/min		Operating temperature range °C	WT3086G-K					
					With lube	No lube							
Standard chain	Standard	-	Gray	10.5 {1070}	50	50	-20 to 80 (60)	▲					
	Low Friction/Anti-Wear	LFW	White										
		LFG	Green										
	Ultra Low Friction	LFB	Brown										
	Low Friction	ULF	Blue					-	-	-	-	○	
		UL	Green										
NLF		Dark gray											
High-function chain	Heat Resistant/High Speed	KV150	Black	-	-	-	-	-					
		KV180											
		KV250											
	High Temperature	HTW	White										
	Chemical Resistant	Y	Matte white										
	Electroconductive	E	Black						8.0{ 816}	50	50	-20 to 80 (60)	▲
	Impact Resistant	DIA	Cream						-	-	-	-	-
		DIY	Green										
	Antibacterial/Mold Resistant	MWS	Cream						-	-	-	-	-
	Metal Detectable	MPD	Black										
MPW													
Middle Friction	MF	Yellow	7.8{ 796}	50	50	-20 to 80	▲						

Note: 1. ○ : Made-to-order product - : Not available ▲ : Special configurations may be available. Contact a Tsubaki representative for further information.  
2. Operating temperature of (60) is for wet conditions.  
3. MF Medium Friction series must be used without lubrication (lube-free).

## Chain (Plastic Pins)

Chain width X mm	ULF	UL	NLF
	Tsubaki model no.	Tsubaki model no.	Tsubaki model no.
170	WT3086G-K170-ULF	WT3086G-K170-UL	WT3086G-K170-NLF
255	WT3086G-K255-ULF	WT3086G-K255-UL	WT3086G-K255-NLF
340	WT3086G-K340-ULF	WT3086G-K340-UL	WT3086G-K340-NLF
425	WT3086G-K425-ULF	WT3086G-K425-UL	WT3086G-K425-NLF
510	WT3086G-K510-ULF	WT3086G-K510-UL	WT3086G-K510-NLF
595	WT3086G-K595-ULF	WT3086G-K595-UL	WT3086G-K595-NLF
680	WT3086G-K680-ULF	WT3086G-K680-UL	WT3086G-K680-NLF

Chain width X mm	ULF	UL	NLF
	Tsubaki model no.	Tsubaki model no.	Tsubaki model no.
765	WT3086G-K765-ULF	WT3086G-K765-UL	WT3086G-K765-NLF
850	WT3086G-K850-ULF	WT3086G-K850-UL	WT3086G-K850-NLF
935	WT3086G-K935-ULF	WT3086G-K935-UL	WT3086G-K935-NLF
1020	WT3086G-K1020-ULF	WT3086G-K1020-UL	WT3086G-K1020-NLF
1190	WT3086G-K1190-ULF	WT3086G-K1190-UL	WT3086G-K1190-NLF
1360	WT3086G-K1360-ULF	WT3086G-K1360-UL	WT3086G-K1360-NLF
1530	WT3086G-K1530-ULF	WT3086G-K1530-UL	WT3086G-K1530-NLF

Note: 1. Custom chain widths and widths greater than 1,530mm are available upon request.  
2. Chain width X shown is a nominal width. Actual width range is ±0.7% at 20°C operating temperature. Chain width is subject to expansion or contraction with changes in temperature. Expansion/contraction rate is 0.00015/°C based on reference temperature of 20°C.

Contact a Tsubaki representative for sprocket attachment positions.



See page 33



See page 191/193

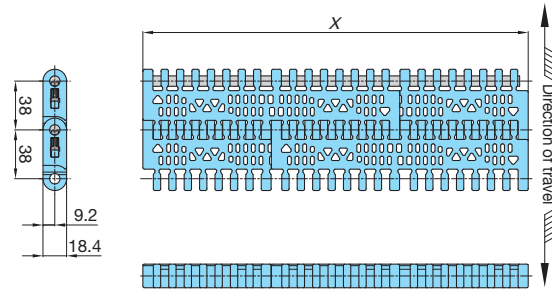


See page 203-205

# Plastic Modular Chain WT3816-K

Open Type: Straight Running

U.S. Patent 6308825 B1



Material mark	Chain pitch mm	Link color	Open area %	Max. allowable load kN/m {kgf/m}	Chain mass kg/m <sup>2</sup>	Operating temperature range °C	Pin material
HTW	38	White	28	30{3058}	9.8	5 to 105	Polypropylene

Note: 1. Values for max. allowable load are at ambient temperature (20°C) and assume that tension acts uniformly over the entire chain width. Values for max. allowable load in the table above are for chain that is one meter (1m) in width. To calculate values for other chain widths, multiply the chain width in question by the max. allowable load for one-meter (1m) wide chain.  
 2. Available only in HTW material.  
 3. Made-to-order product.

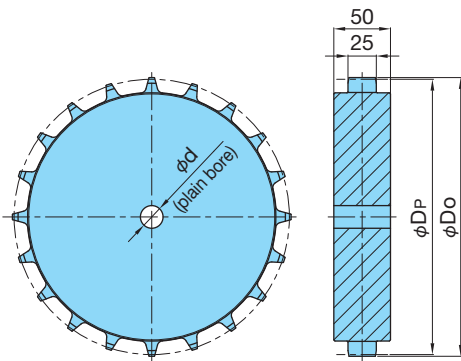
## Chain (Plastic Pins)

Chain width X mm	HTW
	Tsubaki model no.
200	WT3816-K200-HTW
300	WT3816-K300-HTW
400	WT3816-K400-HTW
500	WT3816-K500-HTW
600	WT3816-K600-HTW
700	WT3816-K700-HTW
800	WT3816-K800-HTW

Chain width X mm	HTW
	Tsubaki model no.
900	WT3816-K900-HTW
1000	WT3816-K1000-HTW
1500	WT3816-K1500-HTW
2000	WT3816-K2000-HTW
2500	WT3816-K2500-HTW
3000	WT3816-K3000-HTW
3500	WT3816-K3500-HTW

Note: 1. Custom chain widths and widths greater than 3,500mm are available upon request.  
 2. Chain width X shown is a nominal width. Actual width range is  $\pm 0.7\%$  at 20°C operating temperature. Chain width is subject to expansion or contraction with changes in temperature. Expansion/contraction rate is 0.00015/°C based on reference temperature of 20°C.

## ● S3816 Solid Sprockets



Tsubaki model no.	Teeth	Pitch diameter D <sub>P</sub>	Outside diameter D <sub>O</sub>	Approx. mass kg	Bore shape	Bore diameter d	Type	Material
WT-S3816-18	18	218.8	221.6	1.5	Bore shape and size are made-to-order.		Solid	UHMW-PE (green)
WT-S3816-20	20	242.9	245.9	1.8				
WT-S3816-24	24	291.1	294.3	2.8				

Note: Sprockets can also be manufactured with other shapes and number of teeth than noted above.

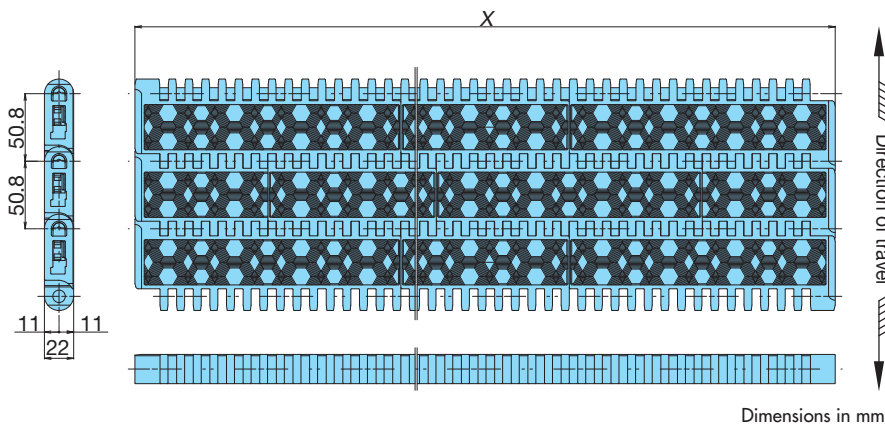

Dimensions in mm

# Plastic Modular Chain BTH16

High-Strength Type: Straight Running

## Features

- High-rigidity chain provides the highest maximum allowable load for Plastic Modular Chain (62 kN/m). Suitable for conveying bulk quantities or heavy objects.
- A special relief pattern embossed on the top surface of the chain provides an anti-slip effect. Its design acts to minimize slippage and works to prevent objects from becoming snagged on the chain surface. Ideal for man conveyors such as moving walkways.
- Slide lock pin retention system allows easy installation and maintenance.



Tsubaki model no.	Chain pitch mm	Chain width X	Link color	Max. allowable load kN/m {kgf/m}	Approx. mass kg/m <sup>2</sup>	Operating temperature range	Pin material
BTH16	50.8	400mm (min. width); chain width can be expanded in units of 100mm	Blue	62{6330}	21.70	-20°C to 80°C	Special engineering plastic

Note: 1. When considering the use of this chain, contact a Tsubaki representative to review usage conditions (nature of the application, objects to be conveyed, conveyor length, type of environment, speed, operating temperature, etc.).  
 2. Values for max. allowable load assume that tension acts uniformly over the entire chain width. Values for max. allowable load in the table above are for chain that is one meter (1m) in width. To calculate values for other chain widths, multiply the chain width in question by the max. allowable load for one-meter (1m) wide chain.

## Model Numbering

Chain type	Link shape	Chain pitch	Chain width
<b>BT</b>	<b>H</b>	<b>16</b>	<b>15000</b>

H = High-strength type

16 = 50.8mm

15000 = 1500mm  
 Note: Chain width is indicated as an integer including the first place after the decimal point.

Note: Do not leave spaces between letters and symbols.

Plastic Modular Chain

Plastic Top Chain

Plastic Block Chain

Stainless Steel Top Chain


Accessories

# Plastic Modular Chain BTC4-M

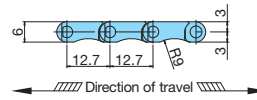
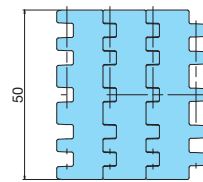
Closed Type: Straight Running

## Features

- Small chain pitch of 12.7mm is ideal for conveying small, lightweight containers.
- Underside of links is curved, allowing the chain to wrap around an 18mm diameter shaft and effectively reducing the dead space between conveyors.
- Unique multi-hinge link construction ensures smooth accumulation and smooth transition between conveyors.
- Antistatic properties are added to standard link material to make this chain effective in countering the static electricity that often accumulates on mini-bottles and small containers under dry conditions.
- All-plastic construction means the chain is lightweight and easy to handle, and eliminates the need to sort and separate for waste disposal. The chain can also be used in application that use metal detectors.



U.S. Patent 6213292



Dimensions in mm

## Material

	Material	Material mark	Link color	Max. allowable load kN {kgf}	Max. allowable speed m/min		Operating temperature range °C	BTC4-M					
					With lube	No lube							
Standard chain	Standard	-	Gray	0.49 {50}	50	50	-20 to 80 (60)	○					
	Low Friction/Anti-Wear	LFW	White										
		LFG	Green										
		LFB	Brown										
	Ultra Low Friction	ULF	Blue										
Low Friction	WR	Green	-	-	-	-	-						
	UL												
	NLF	Dark gray											
High-function chain	Heat Resistant/ High Speed	KV150	Black	-	-	-	-	-					
		KV180											
		KV250											
	High Temperature Low Temperature	HTW	White										
		LTW											
	Chemical Resistant	Y	Matte white						▲				
	Electroconductive	E	Black						0.34 {35}	50	50	-20 to 80 (60)	○
	Impact Resistant	DIA	Cream						-	-	-	-	-
		DIY	Green						-	-	-	-	-
	Antibacterial/Mold Resistant	MWS	Cream						0.49 {50}	50	50	-20 to 80 (60)	○
Metal Detectable	MPD	Black	-	-	-	-	-						
	MPW												

- Note: 1. Shipped chain will consist of a number of standard chain lengths plus (if necessary) one fractional length having the number of links needed to make up the total chain length as ordered by the customer.  
 2. ○ : Made-to-order product    - : Not available    ▲ : Special configurations may be available. Contact a Tsubaki representative for further information.  
 3. Operating temperature of (60) is for wet conditions.

## Chain (Plastic Pins)

Material	Standard chain					Approx. mass kg/m
	Standard	Low Friction/Anti-Wear			Ultra Low Friction	
Material mark	-	LFW	LFG	LFB	ULF	0.25
Tsubaki model no.	BTC4-500-M	BTC4-500-M-LFW	BTC4-500-M-LFG	BTC4-500-M-LFB	BTC4-500-M-ULF	

- Note: 1. For use with special plastic pins.  
 2. The connecting pin is colored orange so as to distinguish it from base-chain pins (colored white).

## Model Numbering

Chain type    Chain pitch    Chain width    Fixed width    Chain material

**BTC**    **4**    -    **500**    -    **M**    -    **LFB**

4 = 12.7mm    500 = 50.0mm

Note: Do not leave spaces between letters and symbols.

Contact a Tsubaki representative for sprocket attachment positions.

Wearstrips ...See page 191/193    Return-By Parts ...See page 204

# Sprockets for BTC4-M Chain

Engineering Plastic

Plastic Modular Chain

Plastic Top Chain

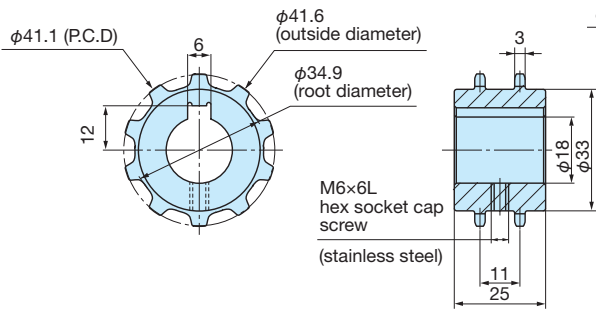
Plastic Block Chain

Stainless Steel Top Chain

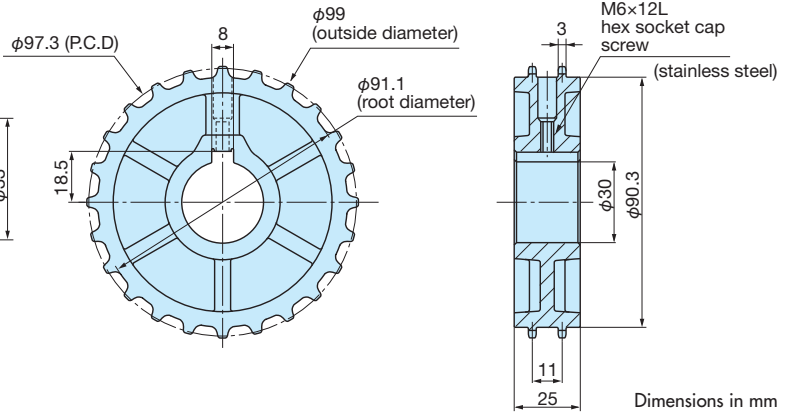
Accessories

Applicable chain **BTC4-M**

## ● BTC4-10T18



## ● BTC4-24T30



Dimensions in mm

Tsubaki model no.	Teeth	Bore diameter	Mass g	Material (color)	Type
BTC4-10T18	10	φ 18	25	Reinforced polyamide (light gray)	Solid
BTC4-24T30	24	φ 30	110		

- Note: 1. Operating temperature range: -20°C to 80°C  
 2. BTC4-10T17 (17mm dia. bore) sprocket can also be manufactured.  
 3. Made-to-order product.

## ● Model Numbering

Chain type

Teeth

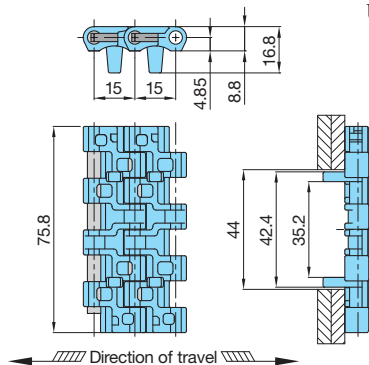

Bore diameter

**BTC4 — 10T 18**

Note: Do not leave spaces between letters and symbols.

## Features

- Small chain pitch of 15mm is ideal for conveying small, lightweight containers.
- Tab guide attachments make this chain ideal for layouts with lateral transitions between conveyors.
- All-plastic construction. Lightweight and easy to handle.



U.S. Patent 6196381 B1  
U.S. Patent 6050397  
EP 0845425 B1

Dimensions in mm

## Material

	Material	Material mark	Link color	Max. allowable load kN {kgf}	Max. allowable speed m/min		Operating temperature range °C	WT1505G-M300
					With lube	No lube		
Standard chain	Standard	-	Gray	0.8 {81 }	120	50	-20 to 80 (60)	▲
	Low Friction/Anti-Wear	LFW	White					
		LFG	Green					
		LFB	Brown					
	Ultra Low Friction	ULF	Blue					
	Low Friction	UL	Green					
NLF		Dark gray						
WR		Green						
High-function chain	Heat Resistant/High Speed	KV150	Black	-	-	-	-	-
		KV180						
		KV250						
	Chemical Resistant	Y	Matte white					
	Electroconductive	E	Black					
	Impact Resistant	DIA	Cream					
		DIY	Green					
	Antibacterial/Mold Resistant	MWS	Cream					
Metal Detectable	MPD	Black						
	MPW							
Middle Friction	MF	Yellow	0.59 {60.2}	50	-20 to 80	▲		

Note: 1. ○ : Made-to-order product - : Not available ▲ : Special configurations may be available. Contact a Tsubaki representative for further information.  
2. Operating temperature of (60) is for wet conditions.  
3. MF Medium Friction series must be used without lubrication (lube-free).

## Chain (Plastic Pins)

Material	Ultra Low Friction	Low Friction	Low Friction	Open area %	Approx. mass kg/m	Pin material
Material mark	ULF	UL	NLF			
Tsubaki model no.	WT1505G-M300-ULF	WT1505G-M300-UL	WT1505G-M300-NLF	2	0.6	Special engineering plastic

Note: 1. Nose bars (sliding types, integrated-bearing types) cannot be used.  
2. BT5-24T/BT5-32T sprockets for BT5 chain cannot be used.

## Model Numbering

Chain type	Chain pitch	Chain type	Tab guide attachments	Fixed width	Plate width	Chain material
<b>WT</b>	<b>15</b>	<b>05</b>	<b>G</b>	<b>M</b>	<b>300</b>	<b>ULF</b>
						300 = 75.8mm

Note: Do not leave spaces between letters and symbols.

Contact a Tsubaki representative for sprocket attachment positions.

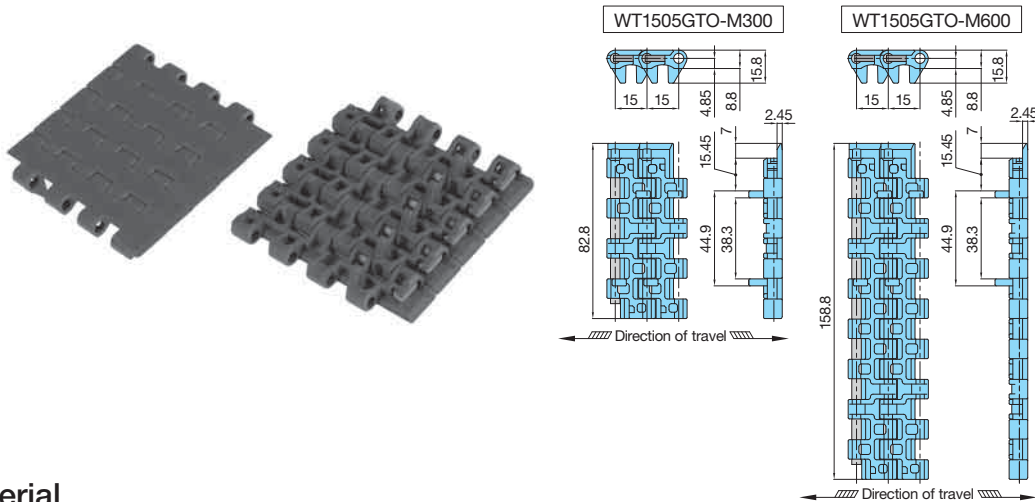
...See page 33/34	...See page 191/193	...See page 203-205
-------------------	---------------------	---------------------

# Plastic Modular Chain WT1505GTO-M

Closed Type: For Right-Angle Transfers

## Features

- Small chain pitch of 15mm is ideal for conveying small, lightweight containers.
- Extended plate edges facilitate smoother right-angle transfers.
- All-plastic construction. Lightweight and easy to handle.



U.S. Patent 6196381 B1  
U.S. Patent 6708818 B2  
U.S. Patent 6050397  
EP 0845425 B1  
EP 1422171 B1

## Material

	Material	Material mark	Link color	Max. allowable load kN {kgf}		Max. allowable speed m/min		Operating temperature range °C	WT1505GTO-M300	WT1505GTO-M600
				M300	M600	With lube	No lube			
Standard chain	Standard	-	Gray	0.8 {81}	1.6 {162.2}	120 (50)	50 (30)	-20 to 80 (60)	▲	▲
	Low Friction/Anti-Wear	LFW	White							
		LFG	Green							
		LFB	Brown							
	Ultra Low Friction	ULF	Blue							
Low Friction		UL	Green	0.6 {61.2}	1.2 {122.4}	120 (50)	50 (30)	-20 to 80 (60)	○	○
		NLF	Dark gray							
		WR	Green							
		KV150	Black							
	Heat Resistant/High Speed	KV180								
	KV250									
Chemical Resistant	Y	Matte white	-	-	-	-	-	-	-	
Electroconductive	E	Black								
Impact Resistant	DIA	Cream								
	DIY	Green								
Antibacterial/Mold Resistant	MWS	Cream								
Metal Detectable	MPD	Black								
	MPW									
Middle Friction	MF	Yellow	0.59 {60.2}	1.18 {120.4}		50 (30)	-20 to 80	▲	▲	

- Note: 1. ○ : Made-to-order product - : Not available ▲ : Special configurations may be available. Contact a Tsubaki representative for further information.  
2. Maximum allowable speeds in ( ) are for when using nose bars made of UHMW-PE. Nose bars made of SJ-CNO (special polyamide) must be used under dry conditions with no lubrication.  
3. Operating temperature of (60) is for wet conditions.  
4. MF Medium Friction series must be used without lubrication (lube-free).

## Chain (Plastic Pins)

Material	Ultra Low Friction	Low Friction	Low Friction	Open area %	Approx. mass kg/m	Pin material
Material mark	ULF	UL	NLF			
Tsubaki model no.	WT1505GTO-M300-ULF	WT1505GTO-M300-UL	WT1505GTO-M300-NLF	2	0.6	Special engineering plastic
	WT1505GTO-M600-ULF	WT1505GTO-M600-UL	WT1505GTO-M600-NLF		1.2	

Note: BT5-24T/BT5-32T sprockets for BT5 chain cannot be used.

## Model Numbering

Chain type	Chain pitch	Chain type	Tab guide attachments	Chain type	Fixed width	Plate width	Chain material
<b>WT</b>	<b>15</b>	<b>05</b>	<b>G</b>	<b>TO</b>	<b>M</b>	<b>300</b>	<b>ULF</b>
						300 = 82.8mm 600 = 158.8mm	

Note: Do not leave spaces between letters and symbols.

Contact a Tsubaki representative for sprocket attachment positions.

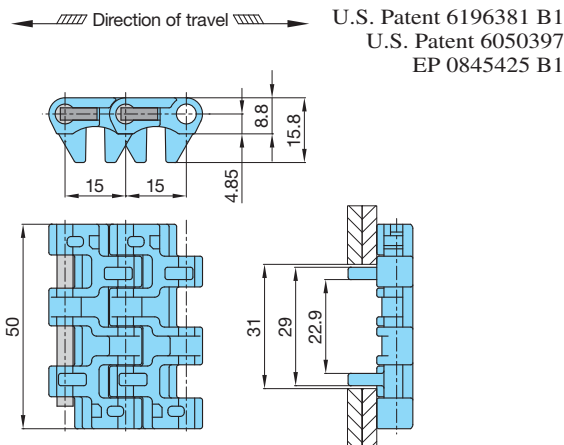

Sprockets	See page 33/34	Wearstrips	See page 191/193	Return-Run Pins	See page 203-205
-----------	----------------	------------	------------------	-----------------	------------------

# Plastic Modular Chain WT1515G-M

Closed Type: Straight Running

## Features

- Small chain pitch of 15mm is ideal for conveying small, lightweight containers.
- Tab guide attachments make this chain ideal for layouts with lateral transitions between conveyors.
- All-plastic construction. Lightweight and easy to handle.



Dimensions in mm

## Material

	Material	Material mark	Link color	Max. allowable load kN {kgf}	Max. allowable speed m/min		Operating temperature range °C	WT1515G-M50
					With lube	No lube		
Standard chain	Standard	-	Gray	0.53 {54 }	120 (50)	50 (30)	-20 to 80 (60)	▲
	Low Friction/Anti-Wear	LFW	White					
		LFG	Green					
	Ultra Low Friction	LFB	Brown					
	Low Friction	ULF	Blue					
		UL	Green					
NLF		Dark gray						
	WR	Green						
High-function chain	Heat Resistant/ High Speed	KV150	Black	-	-	-	-	-
		KV180						
		KV250						
	Chemical Resistant	Y	Matte white	0.4 {40.8}	120 (50)	50 (30)	-20 to 80 (60)	▲
	Electroconductive	E	Black					
	Impact Resistant	DIA	Cream					
		DIY	Green					
	Antibacterial/Mold Resistant	MWS	Cream	-	-	-	-	-
	Metal Detectable	MPD	Black					
MPW								
Middle Friction	MF	Yellow	0.4 {40.8}		50 (30)	-20 to 80	▲	

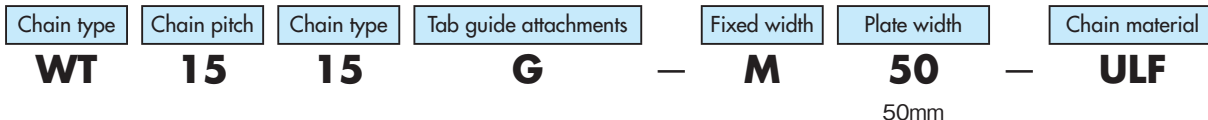
- Note: 1. ○ : Made-to-order product - : Not available ▲ : Special configurations may be available. Contact a Tsubaki representative for further information.  
 2. Maximum allowable speeds in ( ) are for when using nose bars made of UHMW-PE. Nose bars made of SJ-CNO (special polyamide) must be used under dry conditions with no lubrication.  
 3. Operating temperature of (60) is for wet conditions.  
 4. MF Medium Friction series must be used without lubrication (lube-free).

## Chain (Plastic Pins)

Material	Ultra Low Friction	Low Friction	Low Friction	Open area %	Approx. mass kg/m	Pin material
Material mark	ULF	UL	NLF			
Tsubaki model no.	WT1515G-M50-ULF	WT1515G-M50-UL	WT1515G-M50-NLF	2	0.4	Special engineering plastic

- Note: 1. Integrated-bearing type nose bars cannot be used.  
 2. BT5-24T/BT5-32T sprockets for BT5 chain cannot be used.

## Model Numbering



Note: Do not leave spaces between letters and symbols.


Contact a Tsubaki representative for sprocket attachment positions.

...See page 33/34	...See page 191/193	...See page 36	...See page 203-205
-------------------	---------------------	----------------	---------------------

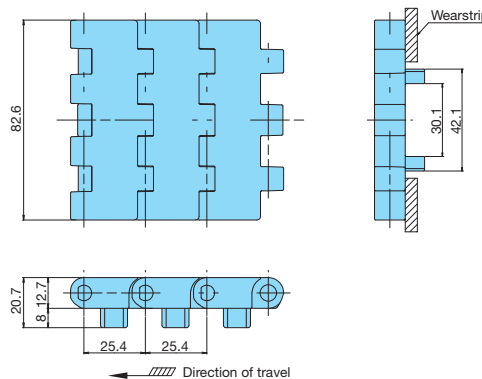


## Features

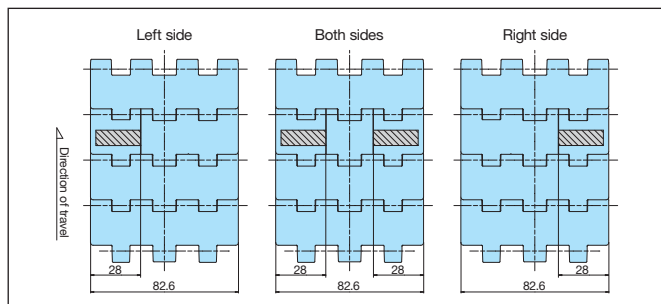
- Ideal for conveying trays using multiple chain strands running side-by-side.
- Lineup includes BTC8H-M Closed Type suitable for the flat sections of the conveyor, and BTM8H-M Magnetic Type suitable for inclined sections.
- Magnetic Type enables inclined conveyance of metal trays through magnets embedded in the links.



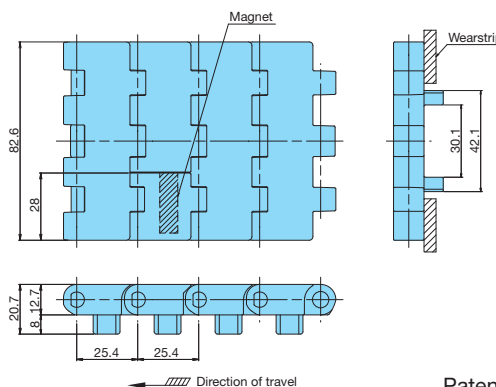
## ● BTC8H-M Closed Type (without magnets)



## ● Magnet Configuration Examples



## ● BTM8H-M Magnetic Type



Patent pending

Magnets can be incorporated into BTM8H-M Magnetic Chain on either the left side or the right side with respect to the direction of travel, or on both sides, and with any spacing desired. Specify the placement and spacing of the magnets when ordering.

Tsubaki model no.	Material mark	Link color	Max. allowable load kN{kgf}	Chain mass kg/m	Operating temperature range °C	Max. allowable speed m/min	Pin material
BTC8H-826-M	Standard	Blue	1.47 {150}	1.2	-20 to 80 (60)	50	Special engineering plastic
BTM8H-826-M				1.2*1			

- Note:
1. Chain mass for BTM8H-M does not include the mass of the magnets. Add 0.015 kg for each magnet.
  2. Values for max. allowable load, chain mass, operating temperature range, and allowable speed shown in the table above are for the Standard series.
  3. Operating temperature of (60) is for wet conditions.
  4. For use with special plastic pins. The connecting pin is colored orange so as to distinguish it from base-chain pins (colored white).
  5. BTM8-M Magnetic Chain is designed to be used only under dry conditions, and cannot be used in environments where the chain will be exposed to water or steam. Also, magnets are sensitive to heat. Avoid storage or use in environments where temperatures exceed 80°C.
  6. Made-to-order product. Chain links can also be manufactured from impact-resistant material to resist chipping, heat-resistant material suitable for conveying high-temperature trays, or low-friction/anti-wear material to minimize generation of wear dust. Contact a Tsubaki representative for further information.

## ● Model Numbering

Chain type	Link shape	Chain pitch	Chain type	Chain width	Fixed width	Chain material	Chain type
<b>BT</b>	<b>M</b>	<b>8</b>	<b>H</b>	<b>826</b>	<b>M</b>	<b>LFG</b>	<b>TK</b>
	C: Closed type M: Magnetic type	8 = 25.4mm		826 = 82.6mm			[blank]: Closed type TK: Magnetic type

Note: Do not leave spaces between letters and symbols.

Contact a Tsubaki representative for sprocket attachment positions.

...See page 60	...See page 191/193	...See page 203-205
----------------	---------------------	---------------------

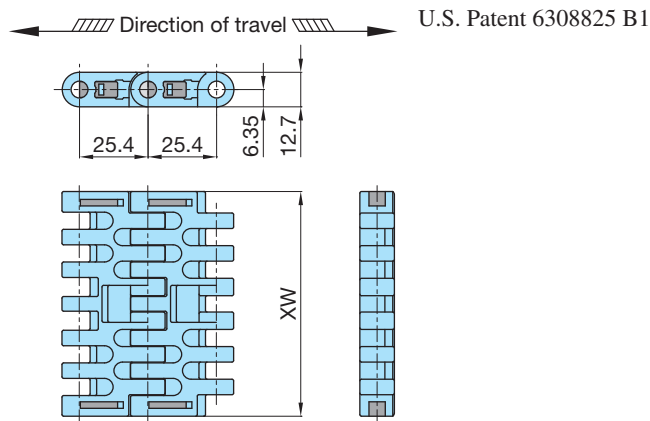
Dimensions in mm

# Plastic Modular Chain WT2505-M

Closed Type: Straight Running

## Features

- Chain pitch of 25.4mm is ideal for conveying medium-sized containers.
- All-plastic construction. Lightweight and easy to handle.



U.S. Patent 6308825 B1

Dimensions in mm

## Material

	Material	Material mark	Link color	Max. allowable load kN {kgf}		Max. allowable speed m/min		Operating temperature range °C	WT2505 -M325	WT2505 -M450
				M325	M450	With lube	No lube			
Standard chain	Standard	-	Gray	3.0 {306}	4.5 {459}	120	50	-20 to 80 (60)	▲	▲
	Low Friction/Anti-Wear	LFW	White						○	○
		LFG	Green						▲	▲
	Ultra Low Friction	LFB	Brown						○	○
		ULF	Blue						▲	▲
	Low Friction	UL	Green						▲	▲
NLF		Dark gray								
	WR	Green								
High-function chain	Heat Resistant/ High Speed	KV150	Black	-	-	-	-	-	-	-
		KV180								
		KV250								
	Chemical Resistant	Y	Matte white							
	Electroconductive	E	Black	2.2 {224}	3.4 {347}	120	50	-20 to 80 (60)	▲	▲
	Impact Resistant	DIA	Cream							
		DIY	Green							
	Antibacterial/Mold Resistant	MWS	Cream	-	-	-	-	-	-	-
Metal Detectable	MPD	Black								
	MPW									
Middle Friction	MF	Yellow	2.2 {224}	3.3 {337}		50	-20 to 80	▲	▲	

Note: 1. ○ : Made-to-order product - : Not available ▲ : Special configurations may be available. Contact a Tsubaki representative for further information.  
 2. Operating temperature of (60) is for wet conditions.  
 3. MF Medium Friction series must be used without lubrication (lube-free).

## Chain (Plastic Pins)

Material	Ultra Low Friction	Low Friction/Anti-Wear	Open area %	Plate width XW mm	Approx. mass kg/m	Pin material
Material mark	ULF	LFG				
Tsubaki model no.	WT2505-M325-ULF	WT2505-M325-LFG	3	82.6	1.0	Polypropylene
	WT2505-M450-ULF	WT2505-M450-LFG		114.3	1.4	

## Model Numbering



325 = 82.6mm  
450 = 114.3mm

Note: Do not leave spaces between letters and symbols.

Contact a Tsubaki representative for sprocket attachment positions.

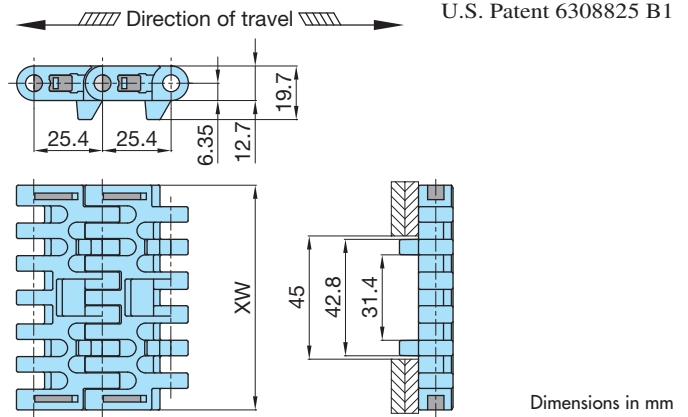

See page 60    
 See page 191/193    
 See page 203-205

# Plastic Modular Chain WT2505G-M

Closed Type: Straight Running

## Features

- Chain pitch of 25.4mm is ideal for conveying medium-sized containers.
- Tab guide attachments make this chain ideal for layouts with lateral transitions between conveyors.
- All-plastic construction. Lightweight and easy to handle.



## Material

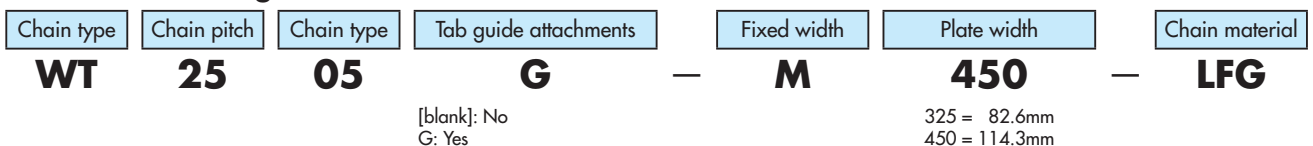
	Material	Material mark	Link color	Max. allowable load kN {kgf}		Max. allowable speed m/min		Operating temperature range °C	WT2505G -M325	WT2505G -M450	
				M300	M450	With lube	No lube				
Standard chain	Standard	-	Gray	3.0 {306}	4.5 {459}	120	50	-20 to 80 (60)	▲	▲	
	Low Friction/Anti-Wear	LFW	White						○	○	
		LFG	Green						▲	▲	
		LFB	Brown						○	○	
	Ultra Low Friction	ULF	Blue						○	○	
	Low Friction	UL	Green						▲	▲	
NLF		Dark gray	○	○							
		WR	Green	○	○						
High-function chain	Heat Resistant/High Speed	KV150	Black	-	-	-	-	-	-	-	
		KV180							-	-	
		KV250							-	-	
	Chemical Resistant	Y	Matte white	-	-	-	-	-	-	-	
	Electroconductive	E	Black	2.2 {224}	3.4 {347}	120	50	-20 to 80 (60)	▲	▲	
	Impact Resistant	DIA	Cream	-	-	-	-	-	-	-	-
		DIY	Green							-	-
	Antibacterial/Mold Resistant	MWS	Cream	-	-	-	-	-	-	-	
Metal Detectable	MPD	Black	-	-	-	-	-	-	-	-	
	MPW								-	-	
Middle Friction	MF	Yellow	2.2 {224}	3.3 {337}	-	50	-20 to 80	▲	▲		

Note: 1. ○ : Made-to-order product - : Not available ▲ : Special configurations may be available. Contact a Tsubaki representative for further information.  
 2. Operating temperature of (60) is for wet conditions.  
 3. MF Medium Friction series must be used without lubrication (lube-free).

## Chain (Plastic Pins)


Material	Ultra Low Friction	Low Friction/Anti-Wear	Open area %	Plate width XW mm	Approx. mass kg/m	Pin material
Material mark	ULF	LFG				
Tsubaki model no.	WT2505G-M325-ULF	WT2505G-M325-LFG	3	82.6	1.1	Polypropylene
	WT2505G-M450-ULF	WT2505G-M450-LFG		114.3	1.5	

## Model Numbering



Note: Do not leave spaces between letters and symbols.

Contact a Tsubaki representative for sprocket attachment positions.

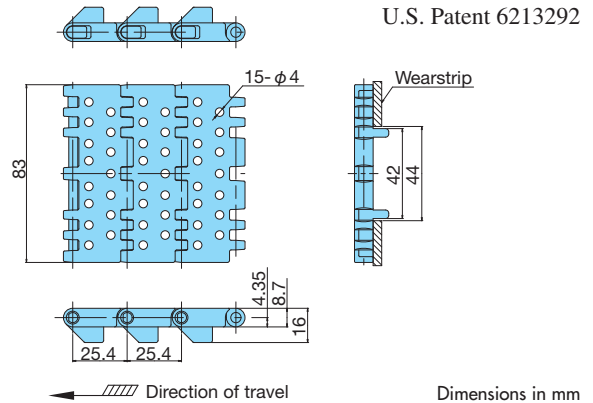



# Plastic Modular Chain BTO8-M

Open Type: Straight Running

## Features

- Unique multi-hinge link construction ensures stable conveyance of small items and smooth transitions between conveyors.
- Plates are perforated with numerous drainage holes that effectively remove excess lubricant and water remaining on plate surface.
- All-plastic construction. Lightweight and easy to handle.



## Material

	Material	Material mark	Link color	Max. allowable load kN {kgf}	Max. allowable speed m/min		Operating temperature range °C	BTO8-M					
					With lube	No lube							
Standard chain	Standard	-	Gray	1.08 {110}	50	50	-20 to 80 (60)	○					
	Low Friction/Anti-Wear	LFW	White										
		LFG	Green										
	Ultra Low Friction	LFB	Brown										
		ULF	Blue										
	Low Friction	WR	Green										
UL													
NLF		Dark gray											
High-function chain	Heat Resistant/ High Speed	KV150	Black	-	-	-	-	-					
		KV180											
		KV250											
	High Temperature	HTW	White										
	Low Temperature	LTW	White										
	Chemical Resistant	Y	Matte white						▲				
	Electroconductive	E	Black						0.76 { 77}	50	50	-20 to 80 (60)	○
	Impact Resistant	DIA	Cream						-	-	-	-	-
		DIY	Green						-	-	-	-	-
Antibacterial/Mold Resistant	MWS	Cream	1.08 {110}	50	50	-20 to 80 (60)	○						
Metal Detectable	MPD	Black	-	-	-	-	-						
	MPW												

- Note: 1. Shipped chain will consist of a number of standard chain lengths plus (if necessary) one fractional length having the number of links needed to make up the total chain length as ordered by the customer.  
 2. ○ : Made-to-order product - : Not available ▲ : Special configurations may be available. Contact a Tsubaki representative for further information.  
 3. Operating temperature of (60) is for wet conditions.

## Chain (Plastic Pins)

Material	Standard chain					Approx. mass kg/m
	Standard	Low Friction/Anti-Wear			Ultra Low Friction	
Material mark	-	LFW	LFG	LFB	ULF	
Tsubaki model no.	BTO8-830-M	BTO8-830-M-LFW	BTO8-830-M-LFG	BTO8-830-M-LFB	BTO8-830-M-ULF	0.7

- Note: 1. For use with special plastic pins.  
 2. The connecting pin is colored orange so as to distinguish it from base-chain pins (colored white).

## Model Numbering

Chain type	Chain pitch	Chain width	Fixed width	Chain material
<b>BTO</b>	<b>8</b>	<b>830</b>	<b>M</b>	<b>LFB</b>
	8 = 25.4mm	830 = 83mm		

Note: Do not leave spaces between letters and symbols.

Contact a Tsubaki representative for sprocket attachment positions.

Wearstrips ...See page 191/193

Return-My-Parts ...See page 203-205

# Sprockets & Idler Wheels for BTO8-M Chain Engineering Plastic

Plastic Modular Chain

Plastic Top Chain

Plastic Block Chain

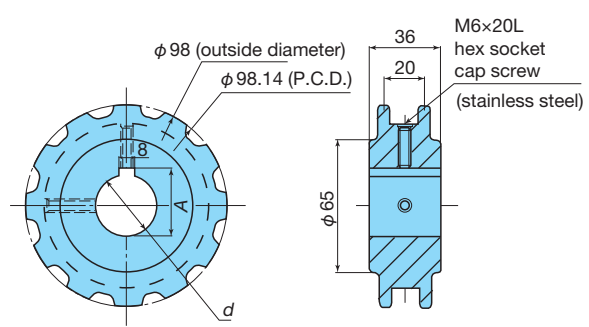
Stainless Steel Top Chain

Accessories

Applicable chain **BTO8-M** Note: Cannot be used with BTC8, BTM8H, BTC8H-M, or BTM8H-M chain.

## Sprockets

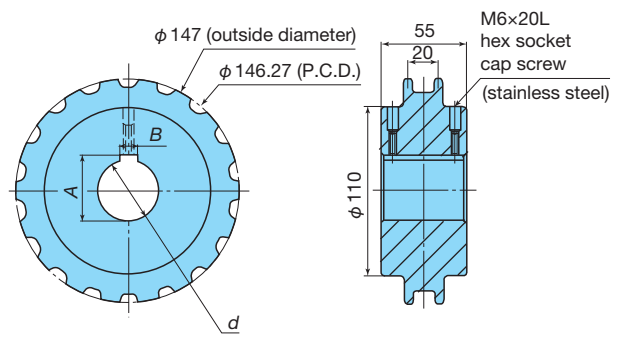
### ● BTO8-12T



Tsubaki model no.	Bore dimensions		Approx. mass g	Type
	d	A		
BTO8-12T25	25	28.3	200	Solid
BTO8-12T30	30	33.3		

- Material (main body): UHMW-PE
- Outside color: White
- Operating temperature range: -20°C to 60°C
- Made-to-order product

### ● BTO8-18T

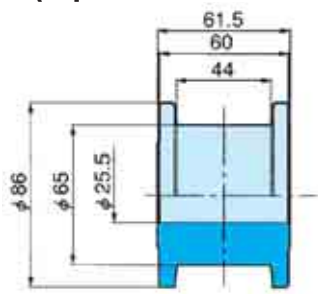


Tsubaki model no.	Bore dimensions			Approx. mass g	Type
	d	A	B		
BTO8-18T30	30	33.3	8	520	Solid
BTO8-18T40	40	43.3	12		

- Material (main body): UHMW-PE
- Outside color: White
- Operating temperature range: -20°C to 60°C
- Made-to-order product

## Idler Wheels

### ● BTO8-12T25-IW (Equivalent to 12T Sprocket)



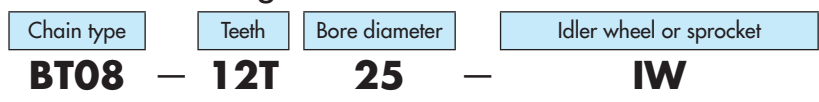
- Material (main body): UHMW-PE
- Outside color: White
- Operating temperature range: -20°C to 60°C
- Mass: 200 g
- Made-to-order product

### ● Idler Wheels (Equivalent to 18T Sprocket)

Tsubaki model no.	Shaft diameter	Material (color)
TP-C12200BT-IW	25	Polyamide (black)
TP-C12201BT-IW	30	
TP-C12203BT-IW	40	
TP-C12077BT-IW	25	
TP-C12078BT-IW	30	
TP-C12079BT-IW	35	
TP-C12080BT-IW	40	

- Operating temperature range: -20°C to 80°C
- See page 84 for further information

### ● Model Numbering



IW: Idler wheel  
[blank]: Sprocket  
(round hole; with keyway)

Note: Do not leave spaces between letters and symbols.

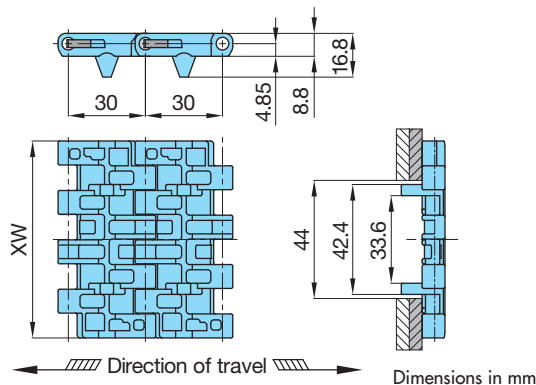

Dimensions in mm

# Plastic Modular Chain WT3005G-M

Closed Type: Straight Running

## Features

- Chain pitch is 30mm; chain can be driven using the same shafts as the WT1500 series.
- Tab guide attachments make this chain ideal for layouts with lateral transitions between conveyors.
- All-plastic construction. Lightweight and easy to handle.



## Material

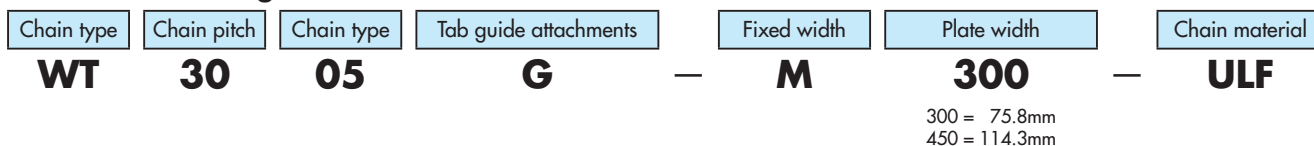
	Material	Material mark	Link color	Max. allowable load kN {kgf}		Max. allowable speed m/min		Operating temperature range °C	WT3005G -M300	WT3005G -M450
				M300	M450	With lube	No lube			
Standard chain	Standard	-	Gray	0.8 { 81.1}	1.2 {122.0}	120	50	-20 to 80 (60)	▲	▲
	Low Friction/Anti-Wear	LFW	White							
		LFG	Green							
	Ultra Low Friction	ULF	Blue							
	Low Friction	UL	Green							
NLF		Dark gray								
	WR	Green	▲	▲						
High-function chain	Heat Resistant/ High Speed	KV150	Black	-	-	-	-	-	-	-
		KV180								
		KV250								
	Chemical Resistant	Y	Matte white	0.6 {61.2}	0.9 {92.1}	120	50	-20 to 80 (60)	▲	▲
	Electroconductive	E	Black							
	Impact Resistant	DIA	Cream							
		DIY	Green							
	Antibacterial/Mold Resistant	MWS	Cream	-	-	-	-	-	-	-
Metal Detectable	MPD	Black								
			MPW							
Middle Friction	MF	Yellow	0.59 {60.2}	0.89 {90.6}		50	-20 to 80	▲	▲	

Note: 1. ○ : Made-to-order product - : Not available ▲ : Special configurations may be available. Contact a Tsubaki representative for further information.  
 2. Operating temperature of (60) is for wet conditions.  
 3. MF Medium Friction series must be used without lubrication (lube-free).

## Chain (Plastic Pins)

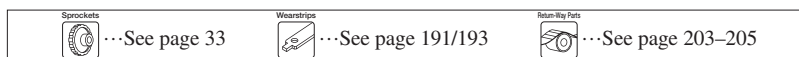
Material	Ultra Low Friction	Low Friction	Low Friction	Open area %	Plate width XW mm	Approx. mass kg/m	Pin material
Material mark	ULF	UL	NLF				
Tsubaki model no.	WT3005G-M300-ULF	WT3005G-M300-UL	WT3005G-M300-NLF	4	75.8	0.6	Special engineering plastic
	WT3005G-M450-ULF	WT3005G-M450-UL	WT3005G-M450-NLF		113.8	0.8	

## Model Numbering



Note: Do not leave spaces between letters and symbols.

Contact a Tsubaki representative for sprocket attachment positions.

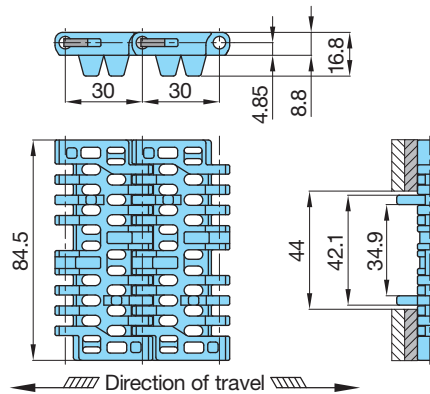



# Plastic Modular Chain WT3086G-M

Closed Type: Straight Running

## Features

- Chain pitch is 30mm; chain can be driven using the same shafts as the WT1500 series.
- Tab guide attachments make this chain ideal for layouts with lateral transitions between conveyors.
- All-plastic construction. Lightweight and easy to handle.



Dimensions in mm

## Material

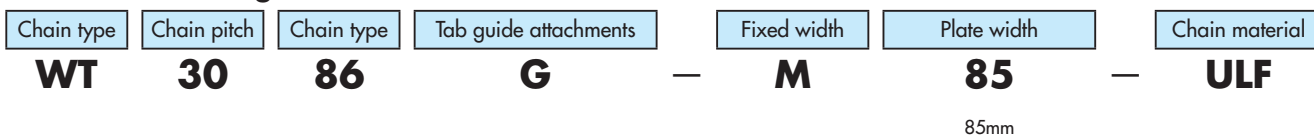
	Material	Material mark	Link color	Max. allowable load kN {kgf}	Max. allowable speed m/min		Operating temperature range °C	WT3086G-M85
					With lube	No lube		
Standard chain	Standard	-	Gray	0.9 {90.4}	120	50	-20 to 80 (60)	▲
	Low Friction/Anti-Wear	LFW	White					
		LFG	Green					
		LFB	Brown					
	Ultra Low Friction	ULF	Blue					
	Low Friction	UL	Green					
NLF		Dark gray						
High-function chain	Heat Resistant/ High Speed	KV150	Black	-	-	-	-	-
		KV180						
		KV250						
	Chemical Resistant	Y	Matte white	0.69 {68.9}	120	50	-20 to 80 (60)	▲
	Electroconductive	E	Black					
	Impact Resistant	DIA	Cream					
		DIY	Green					
	Antibacterial/Mold Resistant	MWS	Cream	-	-	-	-	-
	Metal Detectable	MPD	Black					
		MPW						
Middle Friction	MF	Yellow	0.67 {67.3}		50	-20 to 80	▲	

Note: 1. ○ : Made-to-order product - : Not available ▲ : Special configurations may be available. Contact a Tsubaki representative for further information.  
 2. Operating temperature of (60) is for wet conditions.  
 3. MF Medium Friction series must be used without lubrication (lube-free).

## Chain (Plastic Pins)

Material	Ultra Low Friction	Low Friction	Low Friction	Open area %	Approx. mass kg/m	Pin material
Material mark	ULF	UL	NLF			
Tsubaki model no.	WT3086G-M85-ULF	WT3086G-M85-UL	WT3086G-M85-NLF	27	0.6	Polypropylene

## Model Numbering



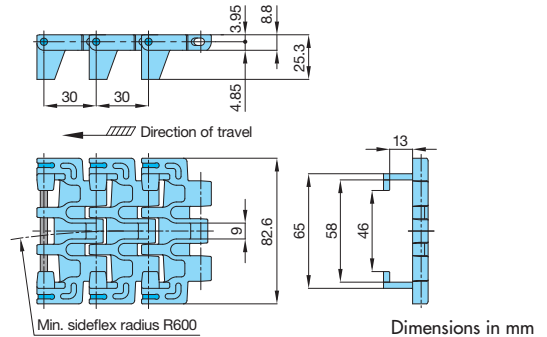

Note: Do not leave spaces between letters and symbols.

Contact a Tsubaki representative for sprocket attachment positions.

...See page 33	...See page 191/193	...See page 203-205
----------------	---------------------	---------------------

## Features

- Chain pitch is 30mm; chain can be driven using the same shafts as the WT1500 and WT3000 series.
- Because the height of the chain rails and conveying surface are the same as the WT1500 and WT3000 series, the height of the chain rail surfaces can be made the same as for the WT1500 and WT3000 series.



## Material


	Material	Material mark	Link color	Max. allowable load kN {kgf}	Max. allowable speed m/min		Operating temperature range °C	WT3085-C325
					With lube	No lube		
Standard chain	Standard	-	Gray	0.55 {56}	100	50	-20 to 80	▲
	Low Friction/Anti-Wear	LFW	White				-20 to 80 (65)	
		LFG	Green					
		LFB	Brown					
	Ultra Low Friction	ULF	Blue				-20 to 80	
	Low Friction	UL	Green					
	NLF	Dark gray	-20 to 80					
	WR	Green						
High-function chain	Heat Resistant/ High Speed	KV150	Black	-	-	-	-	-
		KV180						
		KV250						
	High Speed	HS	Cream	0.50 {51}	-	230	-20 to 50	○
	Chemical Resistant	Y	Matte white	-	-	-	-	-
	Electroconductive	E	Black					
	Impact Resistant	DIA	Cream					
		DIY	Green					
	Antibacterial/Mold Resistant	MWS	Cream					
Metal Detectable	MPD	Black						
	MPW							
Middle Friction	MF	Yellow						

- Note: 1. ○ : Made-to-order product - : Not available ▲ : Special configurations may be available. Contact a Tsubaki representative for further information.  
 2. High Speed chain is intended for use only in dry environments (no lubrication). When used at chain speeds greater than 50 meters/minute, wearstrip must be SJ-CNO (special polyamide) or stainless steel (polished).  
 3. Operating temperature of (65) is for wet conditions.

## Chain (Stainless steel Pins)

Material	Low Friction	High Speed	Plate width mm	Approx. mass kg/m		Pin material
				WR	HS	
Tsubaki model no.	WT3085-C325-WR	WT3085-C325-HS	82.6	0.9	0.8	Stainless steel

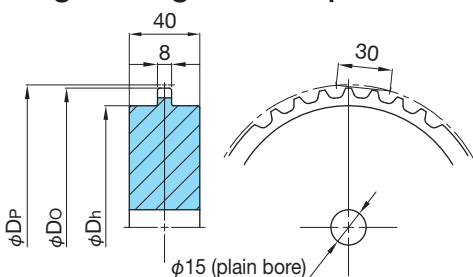
## Model Numbering



(Plate width/100)  
Inch = 3.25 inches x 25.4 = 82.6mm

Note: Do not leave spaces between letters and symbols.

## Engineering Plastic Sprockets for WT3085-C325 Chain



Dimensions in mm

Tsubaki model no.	Effective teeth	Teeth	Pitch diameter Dp mm	Outside diameter Do mm	Hub diameter Dh mm	Approx. mass kg	Material
WT-S3085C3-27T	13-1/2	27	129.7	129	105	0.3	UHMW-PE
WT-S3085C3-31T	15-1/2	31	148.5	148	125	0.5	
WT-S3085C3-33T	16-1/2	33	158.0	158	135	0.6	

- Note: 1. Made-to-order product. Contact a Tsubaki representative for further information.  
 2. Sprockets can also be fabricated with other shapes and number of teeth than noted above.  
 3. Operating temperature range is -20° to 60°C. If operating temperatures will exceed 60°C, use stainless steel sprockets (made-to-order product).

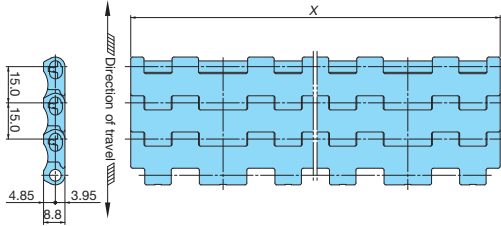

Wearstrips ... See page 191/193      Return-Way Pins ... See page 203-205



# Plastic Modular Chain – Additional Options

## BTC5

No tab guide attachments

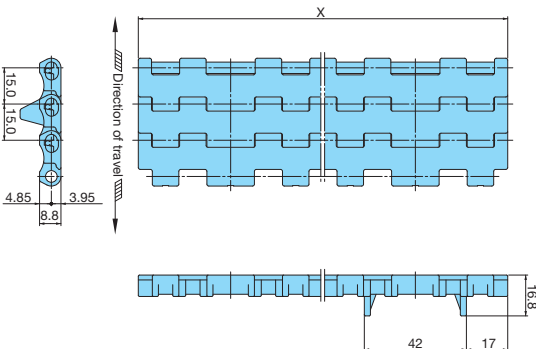



Material mark	Chain pitch mm	Link color	Open area %	Max. allowable load kN/m {kgf/m}	Chain mass kg/m <sup>2</sup>	Operating temperature range °C	Pin material
LFB	15	Brown	2.5	10.5 {1072}	7.90	-20 to 80 (60)	Special engineering plastic
MWS		Cream					
ULF		Blue					
DIA		Cream		7.85 {800}	5.90		
DIY		Green		9.20			

- Note: 1. Operating temperature of (60) is for wet conditions. When plastic pins are replaced with stainless steel pins, the chain can be used in temperatures 60°C to 80°C in wet conditions. In this case, initial chain length will be slightly longer and chain mass heavier. Be sure to contact a Tsubaki representative before use.
2. Values for max. allowable load assume that tension acts uniformly over the entire chain width and will vary according to operating conditions (temperature and speed). Refer to chain max. allowable load graphs. Values for max. allowable load in the table above are for chain that is one meter (1m) in width. To calculate values for other chain widths, multiply the chain width in question by the max. allowable load for one-meter (1m) wide chain. (Example: Max. allowable load for BTC5-3040-LFB = 10.5 x 304/1000 ≈ 3.19 kN)
3. Made-to-order product.

## BTC5-A

With tab guide attachments



Material mark	Chain pitch mm	Link color	Open area %	Max. allowable load kN/m {kgf/m}	Chain mass kg/m <sup>2</sup>	Operating temperature range °C	Pin material
LFB	15	Brown	2.5	10.5 {1072}	7.90	-20 to 80 (60)	Special engineering plastic
MWS		Cream					
ULF		Blue					
DIA		Cream		7.85 {800}	5.90		
DIY		Green		9.20			

- Note: 1. Operating temperature of (60) is for wet conditions. When plastic pins are replaced with stainless steel pins, the chain can be used in temperatures 60°C to 80°C in wet conditions. In this case, initial chain length will be slightly longer and chain mass heavier. Be sure to contact a Tsubaki representative before use.
2. Values for max. allowable load assume that tension acts uniformly over the entire chain width and will vary according to operating conditions (temperature and speed). Refer to chain max. allowable load graphs. Values for max. allowable load in the table above are for chain that is one meter (1m) in width. To calculate values for other chain widths, multiply the chain width in question by the max. allowable load for one-meter (1m) wide chain. (Example: Max. allowable load for BTC5-3040-A-LFB = 10.5 x 304/1000 ≈ 3.19 kN)
3. Made-to-order product.
4. Chain with tab guide attachments will be 0.5 kg/m heavier. Tab guide attachments are attached to every second link on one side of the chain.

## Special Sprockets for BT5 Chain

Contact a Tsubaki representative for further information on using BT5 Special Sprockets (BT5-24T, BT5-32T).

## BTC6 Chain with Float-Preventive Tabs

BTC6 Closed Type Plastic Modular Chain can also be manufactured with float-preventive tabs to prevent chain float around curves.

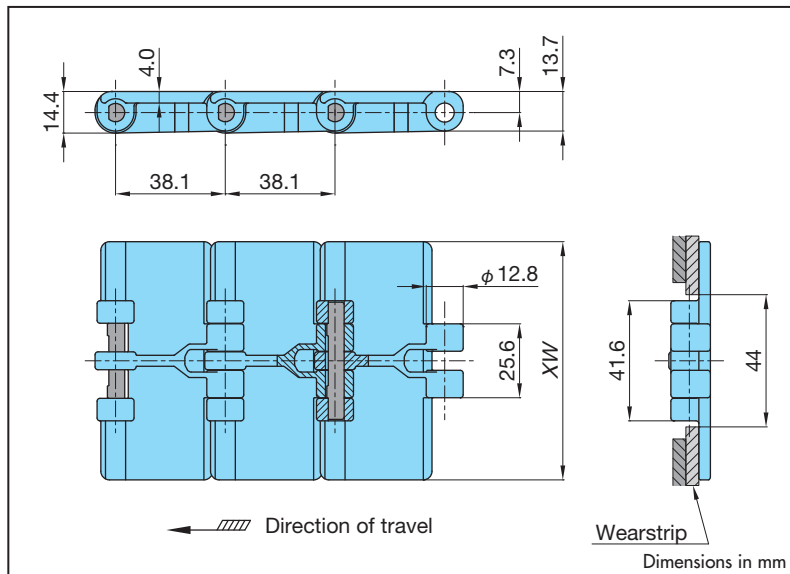

Dimensions in mm

# Plastic Top Chain TTP

Stainless Steel Pins: Straight Running

## Features

- Worldwide standard shape. Can be used in a diverse range of applications.
- Wide range of plate widths available. Can accommodate a wide range of conveyed object sizes.



## Model Numbering

Chain type **TTP** Plate width **826** Chain material **ULF**

Note: Do not leave spaces between letters and symbols.

## Connecting Pin

- 304 stainless steel D-pin  
Model no. TTP-SUS-JPD

## Material

	Material	Material mark	Link color	Max. allowable load kN {kgf}	Max. allowable speed m/min		Operating temperature range °C	TTP 635	TTP 762	TTP 826	TTP 1016	TTP 1143	TTP 1270	TTP 1524	TTP 1651	TTP 1905								
					With lube	No lube																		
Standard chain	Standard	-	Gray	0.83 {85}	100	50	-20 to 80	○	○	●	○	●	○	○	○	○								
	Low Friction/Anti-Wear	LFW	White							○		○												
		LFG	Green							○		○												
		LFB	Brown							○		○												
	Ultra Low Friction	ULF	Blue							○		○												
Low Friction	WR	Green	○	○																				
High-function chain	Heat Resistant/High Speed	KV150	Black	0.83 {85}	-	200	-20 to 150	-	-	○	-	-	-	-	-	-								
		KV180		-	-	-20 to 180																		
		KV250		-	-	-																		
	High Speed	HS	Cream	0.74 {75}	-	230	-20 to 50	○	○	○	○	○	○	○	○	○								
	Chemical Resistant	Y	Matte white	0.41 {42}	100	50	-20 to 80																	
	Electroconductive	E	Black	0.58 {59}																				
	Impact Resistant	DIA	Cream	0.69 {70}																				
		DIY	Green																					
	Antibacterial/Mold Resistant	MWS	Cream	0.83 {85}	100	50	-20 to 80										○	○	○	○	○	○	○	○
Metal Detectable	MPD	Black	0.69 {70}																					
	MPW		-																					

Note: 1. Shipped chain will consist of a number of standard chain lengths plus (if necessary) one fractional length having the number of links needed to make up the total chain length as ordered by the customer. Standard chain length is 80 links.

2. ● : Standard product ○ : Made-to-order product - : Not available  
▲ : Special configurations may be available. Contact a Tsubaki representative for further information.

### Chain (Stainless Steel Pins)

Material	Standard	Low Friction/Anti-Wear			Ultra Low Friction	Low Friction	Top plate width	Approx. mass
Material mark	–	LFW	LFG	LFB	ULF	WR	XW mm	kg/m
Tsubaki model no.	TTP635	TTP635-LFW	TTP635-LFG	TTP635-LFB	TTP635-ULF	TTP635-WR	63.5	0.8
	TTP762	TTP762-LFW	TTP762-LFG	TTP762-LFB	TTP762-ULF	TTP762-WR	76.2	0.9
	TTP826	TTP826-LFW	TTP826-LFG	TTP826-LFB	TTP826-ULF	TTP826-WR	82.6	0.9
	TTP1016	TTP1016-LFW	TTP1016-LFG	TTP1016-LFB	TTP1016-ULF	TTP1016-WR	101.6	1.0
	TTP1143	TTP1143-LFW	TTP1143-LFG	TTP1143-LFB	TTP1143-ULF	TTP1143-WR	114.3	1.0
	TTP1270	TTP1270-LFW	TTP1270-LFG	TTP1270-LFB	TTP1270-ULF	TTP1270-WR	127.0	1.1
	TTP1524	TTP1524-LFW	TTP1524-LFG	TTP1524-LFB	TTP1524-ULF	TTP1524-WR	152.4	1.2
	TTP1651	TTP1651-LFW	TTP1651-LFG	TTP1651-LFB	TTP1651-ULF	TTP1651-WR	165.1	1.3
TTP1905	TTP1905-LFW	TTP1905-LFG	TTP1905-LFB	TTP1905-ULF	TTP1905-WR	190.5	1.4	

Material	Heat Resistant/High Speed		Impact Resistant		Top plate width	Approx. mass
Material mark	KV150	KV180	DIA	DIY	XW mm	kg/m
Tsubaki model no.	TTP826-KV150	TTP826-KV180	TTP826-DIA	TTP826-DIY	82.6	0.9 DIA: 0.75 DIY: 1.10
	–	–	TTP1143-DIA	TTP1143-DIY	114.3	DIA: 0.8 DIY: 1.20

Note: 1. As of October 2007, knurled connecting pins have been changed to D-pins.  
2. Knurled-pin chain can be connected to D-pin chain.



...See page 83/84



...See page 191/193



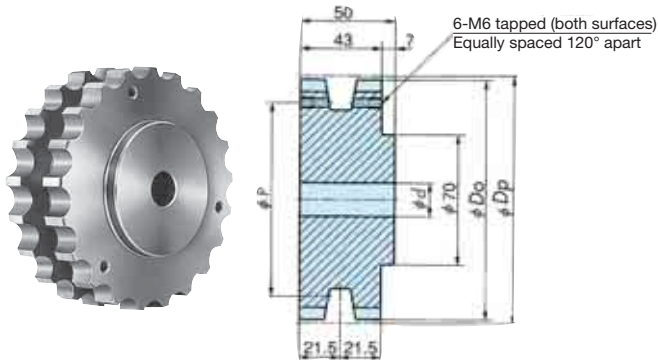
...See page 203–205

# Sprockets for TTP Chain

Steel

Applicable chain TTP, TTPH, TTPT

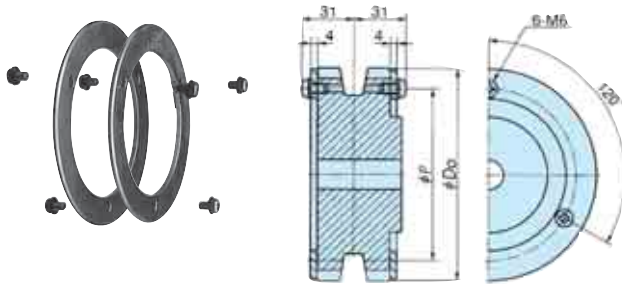
## ● Sprockets (with Plain Bore)



Tsubaki model no.	Actual teeth	Effective teeth	Pitch diameter $D_p$	Outside diameter $D_o$	P	Bore diameter $d$		Approx. mass kg	Material
						Plain bore	Max.		
TTP912T	19	9½	117.34	117	92	18	40	2.5	Carbon steel
TTP1012T	21	10½	129.26	129	104				
TTP1112T	23	11½	141.22	141	116				
TTP1212T	25	12½	153.20	153	128				

Note: Teeth on all sprockets have not been hardened.

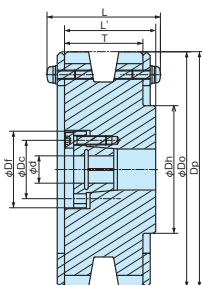
## ● Guide Rings



Tsubaki model no.	Applicable sprocket no.	Outside diameter $D_o$	Installed pitch diameter P	Approx. mass kg
TT912G	TTP912T TT912T	116	92	0.17
TT1012G	TTP1012T TT1012T	128	104	0.19
TT1112G	TTP1112T TT1112T	140	116	0.21
TT1212G	TTP1212T TT1212T	152	128	0.23

Note: One set consists of two (2) guide rings and six (6) mounting bolts.

## ● Lock Sprockets



### ■ Lock Sleeve Dimensions

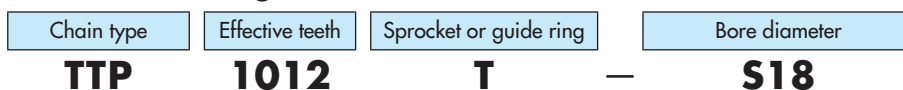
Sleeve no.	Df diameter mm	Dc diameter mm	Bolt size M x L	Bolt tightening torque N·m
S2	42.0	32.0	M5 x 18	8.3
S3	48.5	38.5	M5 x 20	8.3
S4	56.0	46.0	M5 x 20	8.3
S5	66.0	56.0	M5 x 22	8.3

Tsubaki model no.	Actual teeth	Pitch diameter $D_p$ mm	Outside diameter $D_o$ mm	Facewidth T mm	Hub diameter $D_h$ mm	Length L mm	Length L' mm
TTP912T	19	117.34	117	43.0	70	62	50
TTP1012T	21	129.26	129				
TTP1112T	23	141.22	141				
TTP1212T	25	153.20	153				

### ■ Sleeve Combinations and Transfer Torque Values

Sleeve no.	S2				S3				S4			S5						
	15	16	17	18	19	20	22	24	25	28	30	32	35	38	40	42	45	
Max. allowable transfer torque N·m																		
Tsubaki model no.	TTP912T	139	149	158	167	177	186	205	167	174	195	279	298	325	442	465	586	628
	TTP1012T																	
	TTP1112T																	
	TTP1212T																	

## ● Model Numbering



TTP  
TTPH  
TTPT

(All chain types are to be specified "TTP")

T: Sprocket  
G: Guide ring

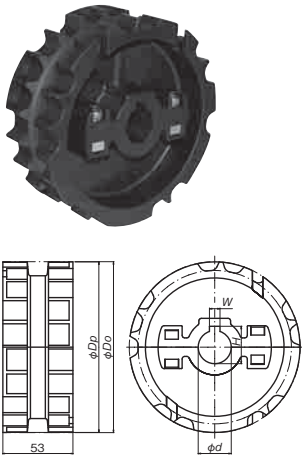
[blank]: Plain bore  
S + bore diameter: Lock sprocket

Note: Do not leave spaces between letters and symbols.

Dimensions in mm

● Sprockets

Applicable chain TTP, TTPH, TTPT

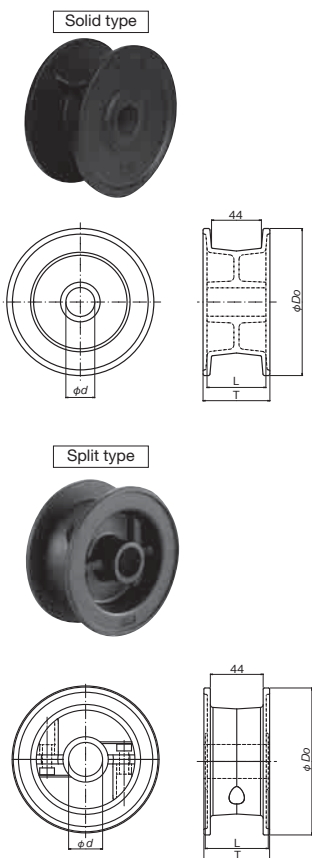


Tsubaki model no.	Actual teeth	Effective teeth	Pitch diameter $D_p$	Outside diameter $D_o$	Shaft diameter $d$	Keyway		Approx. mass kg	Type	Material	
						W	H			Body	Bolt & nut
TP-C12057NT-SPR	21	10½	129.26	129.0	25	8	28.3	0.45	Split type. Keyway specifications: DIN 6885 key seat	Reinforced polyamide (color: black)	Brass + nickel plating
TP-C12058NT-SPR					30	8	33.3	0.44			
TP-C12059NT-SPR					35	10	38.3	0.42			
TP-C12060NT-SPR					40	12	43.3	0.42			
TP-C12104NT-SPR	23	11½	141.22	142.0	25	8	28.3	0.48			
TP-C12105NT-SPR					30	8	33.3	0.45			
TP-C12106NT-SPR					35	10	38.3	0.45			
TP-C12107NT-SPR					40	12	43.3	0.42			
TP-C12069NT-SPR	25	12½	153.20	154.0	25	8	28.3	0.60			
TP-C12070NT-SPR					30	8	33.3	0.59			
TP-C12071NT-SPR					35	10	38.3	0.57			
TP-C12072NT-SPR					40	12	43.3	0.55			

- Note: 1. Standard product.  
 2. Operating temperature range: -20°C to 80°C  
 3. Bolt tightening torque: 6 N·m {0.61 kgf·m}  
 4. When assembling the halves of the sprocket, do not mix the halves with halves from other sprockets.

● Idler Wheels

Applicable chain TTP, TTPH, TTPT, TPF, TT, TP-OTD, TPS, TTUP, TTUPH, TTU, TPH



Tsubaki model no.	Equivalent no. of teeth	Outside diameter $D_o$	Shaft diameter $d$	Hub length $L$	Width $T$	Approx. mass kg	Material	Type		
TP-C12200BT-IW	21	129.8	25	52	58	0.21	Polyamide (color: black)	Solid		
TP-C12201BT-IW			30			0.21				
TP-C12203BT-IW			40			0.19				
TP-C12212BT-IW	23	142.2	25	52	58	0.20				
TP-C12213BT-IW			30			0.20				
TP-C12215BT-IW			40			0.21				
TP-C12204BT-IW	25	154.7	25	52	58	0.23				
TP-C12205BT-IW			30			0.23				
TP-C12207BT-IW			40			0.25				
TP-C12077BT-IW	21	129.8	25	61	58	0.26			Bolt & nut: Stainless steel Body: Polyamide (color: black)	Split
TP-C12078BT-IW			30			0.25				
TP-C12079BT-IW			35			0.28				
TP-C12080BT-IW			40			0.25				
TP-C121928BT-IW	23	142.2	25	61	58	0.29				
TP-C121929BT-IW			30			0.27				
TP-C121930BT-IW			35			0.30				
TP-C121931BT-IW	25	154.7	40	61	58	0.27				
TP-C12081BT-IW			25			0.32				
TP-C12082BT-IW			30			0.30				
TP-C12083BT-IW			35			0.32				
TP-C12084BT-IW			40			0.30				

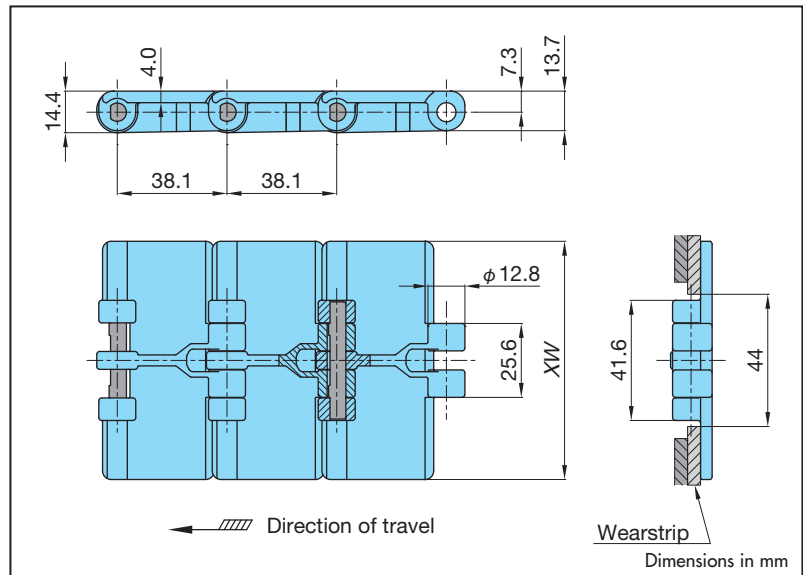

- Note: 1. Standard product.  
 2. Operating temperature range: -20°C to 80°C  
 3. Bolt tightening torque: 6 N·m {0.61 kgf·m}  
 4. When assembling the halves of the idler wheel, do not mix the halves with halves from other idler wheels.  
 5. Should not be used under abrasive conditions.  
 6. Shaft metal must be polished.

# Plastic Top Chain TTP

Plastic Pins: Straight Running

## Features

- Worldwide standard shape. Can be used in a diverse range of applications.
- Wide range of plate widths available. Can accommodate a wide range of conveyed object sizes.
- All-plastic construction means light weight and easy handling. Longer service life under water lubrication than stainless steel pins.



## Model Numbering

Chain type | Plate width | Plastic pin | Chain material  
**TTP 826 P — ULF**

Note: Do not leave spaces between letters and symbols.

## Connecting Pin

1. Special engineering plastic D-pin, orange  
 Model no. TTP-PLA-JPD

## Material

	Material	Material mark	Link color	Max. allowable load kN {kgf}	Max. allowable speed m/min		Operating temperature range °C	TTP 635P	TTP 762P	TTP 826P	TTP 1016P	TTP 1143P	TTP 1270P	TTP 1524P	TTP 1651P	TTP 1905P		
					With lube	No lube												
Standard chain	Standard	—	Gray	0.83 {85}	100	50	-20 to 80 (60)	○	○	●	○	●	○	○	○	○		
	Low Friction/Anti-Wear	LFW	White														○	○
		LFG	Green														○	○
		LFB	Brown														○	○
	Ultra Low Friction	ULF	Blue														●	●
Low Friction	WR	Green	○	○														
High-function chain	Heat Resistant/High Speed	KV150	Black	—	—	—	—	—	—	—	—	—	—	—	—	—		
		KV180																
		KV250																
	High Speed	HS	Cream	0.41 {42}	100	50	-20 to 80 (60)	▲	▲	▲	▲	▲	▲	▲	▲	▲		
	Chemical Resistant	Y	Matte white															
	Electroconductive	E	Black															
	Impact Resistant	DIA	Cream														—	—
		DIY	Green	0.69 {70}	100													
Antibacterial/Mold Resistant	MWS	Cream	0.83 {85}	—	—	—	—	—	—	—	—	—	—	—	—			
Metal Detectable	MPD	Black	—													—		
	MPW		0.34 {35}	50	-20 to 60	○	○	○	○	○	○	○	○	○	○			

- Note: 1. Shipped chain will consist of a number of standard chain lengths plus (if necessary) one fractional length having the number of links needed to make up the total chain length as ordered by the customer. Standard chain length is 80 links.  
 2. ● : Standard product ○ : Made-to-order product — : Not available  
 ▲ : Special configurations may be available. Contact a Tsubaki representative for further information.  
 3. The plastic connecting pin is colored orange so as to distinguish it from base-chain pins (colored white).  
 4. Operating temperature of (60) is for wet conditions.

### Chain (Plastic Pins)

Material	Standard	Low Friction/Anti-Wear			Top plate width XW mm	Approx. mass kg/m
Material mark	-	LFW	LFG	LFB		
Tsubaki model no.	TTP635P	TTP635P-LFW	TTP635P-LFG	TTP635P-LFB	63.5	0.55
	TTP762P	TTP762P-LFW	TTP762P-LFG	TTP762P-LFB	76.2	0.65
	TTP826P	TTP826P-LFW	TTP826P-LFG	TTP826P-LFB	82.6	0.65
	TTP1016P	TTP1016P-LFW	TTP1016P-LFG	TTP1016P-LFB	101.6	0.75
	TTP1143P	TTP1143P-LFW	TTP1143P-LFG	TTP1143P-LFB	114.3	0.8
	TTP1270P	TTP1270P-LFW	TTP1270P-LFG	TTP1270P-LFB	127.0	0.85
	TTP1524P	TTP1524P-LFW	TTP1524P-LFG	TTP1524P-LFB	152.4	0.95
	TTP1651P	TTP1651P-LFW	TTP1651P-LFG	TTP1651P-LFB	165.1	1.05
TTP1905P	TTP1905P-LFW	TTP1905P-LFG	TTP1905P-LFB	190.5	1.2	

Material	Ultra Low Friction	Low Friction	Impact Resistant	Top plate width XW mm	Approx. mass kg/m
Material mark	ULF	WR	DIY		
Tsubaki model no.	TTP635P-ULF	TTP635P-WR	TTP635P-DIY	63.5	0.55
	TTP762P-ULF	TTP762P-WR	TTP762P-DIY	76.2	0.65
	TTP826P-ULF	TTP826P-WR	TTP826P-DIY	82.6	0.65 DIY: 0.80
	TTP1016P-ULF	TTP1016P-WR	TTP1016P-DIY	101.6	0.75
	TTP1143P-ULF	TTP1143P-WR	TTP1143P-DIY	114.3	0.80 DIY: 1.00
	TTP1270P-ULF	TTP1270P-WR	-	127.0	0.85
	TTP1524P-ULF	TTP1524P-WR	-	152.4	0.95
	TTP1651P-ULF	TTP1651P-WR	-	165.1	1.05
TTP1905P-ULF	TTP1905P-WR	-	190.5	1.20	

Note: 1. As of October 2007, knurled connecting pins have been changed to D-pins.  
2. Knurled-pin chain can be connected to D-pin chain.



...See page 83/84



...See page 191/193



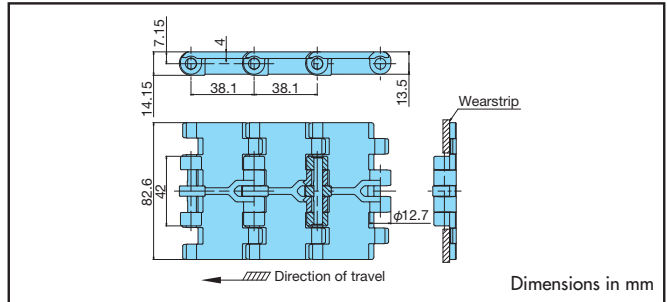

...See page 203-205

# Plastic Top Chain TTPH

Straight Running

## Features

- Comb-toothed plates minimize gaps between links. Ideal for conveying unstable containers such as PET bottles and dessert cups.
- Surface of top plate is flatter and smoother. Effective in preventing container wobbling and toppling during conveyance.
- Both ends of the plates are slightly chamfered, ensuring smooth lateral plate-to-plate transfers between adjacent chains.
- Same basic dimensions as TTP826 plastic top chain. Can provide stable container conveyance simply by replacing the chain.



## Model Numbering

Chain type   Plate width   Plastic pin   Chain material  
**TTPH 826 P — LFB**

Note: Specify "P" only when pins are to be plastic.  
 Do not leave spaces between letters and symbols.

## Connecting Pin

1. 304 stainless steel D-pin  
 Model no. TTP-SUS-JPD
2. Special engineering plastic D-pin, orange  
 Model no. TTP-PLA-JPD

## Material

	Material	Material mark	Link color	Max. allowable load kN {kgf}	Max. allowable speed m/min		Operating temperature range °C	TTPH	TTPH-P
					With lube	No lube			
Standard chain	Standard	—	Gray	0.83 {85}	100	50	-20 to 80 (60)	○	○
	Low Friction/Anti-Wear	LFW	White					●	●
		LFG	Green					▲	▲
	Ultra Low Friction	ULF	Blue					▲	▲
Low Friction	WR	Green	▲	▲					
High-function chain	Heat Resistant/ High Speed	KV150	Black	—	—	—	—	—	—
		KV180						—	—
		KV250						—	—
	High Speed	HS	Cream	0.41 {42}	100	50	-20 to 80 (60)	○	▲
	Chemical Resistant	Y	Matte white					○	○
	Electroconductive	E	Black	0.58 {59}	100	50	-20 to 80 (60)	○	○
	Impact Resistant	DIA	Cream	0.69 {70}				○	○
		DIY	Green	0.69 {70}	○	○			
Antibacterial/Mold Resistant	MWS	Cream	0.83 {85}	—	—	—	—	—	
Metal Detectable	MPD	Black	—	—	—	—	—	▲	—
	MPW							▲	▲

- Note: 1. Shipped chain will consist of a number of standard chain lengths plus (if necessary) one fractional length having the number of links needed to make up the total chain length as ordered by the customer. Standard chain length is 80 links.  
 2. ● : Standard product ○ : Made-to-order product — : Not available ▲ : Special configurations may be available. Contact a Tsubaki representative for further information.  
 3. The plastic connecting pin is colored orange so as to distinguish it from base-chain pins (colored white).  
 4. Operating temperature of (60) is for using plastic-pin chain in wet conditions.

## Chain (Stainless Steel Pins)

Material	Standard	Low Friction/Anti-Wear			Ultra Low Friction	Impact Resistant		Approx. mass kg/m
Material mark	—	LFW	LFG	LFB	ULF	DIA	DIY	
Tsubaki model no.	TTPH826	TTPH826-LFW	TTPH826-LFG	TTPH826-LFB	TTPH826-ULF	TTPH826-DIA	TTPH826-DIY	0.9 DIA: 0.75 DIY: 1.10

## Chain (Plastic Pins)

Material	Standard	Low Friction/Anti-Wear			Ultra Low Friction	Impact Resistant	Approx. mass kg/m
Material mark	—	LFW	LFG	LFB	ULF	DIY	
Tsubaki model no.	TTPH826P	TTPH826P-LFW	TTPH826P-LFG	TTPH826P-LFB	TTPH826P-ULF	TTPH826P-DIY	0.65 DIY: 0.80



...See page 83/84



...See page 191/193



...See page 203–205

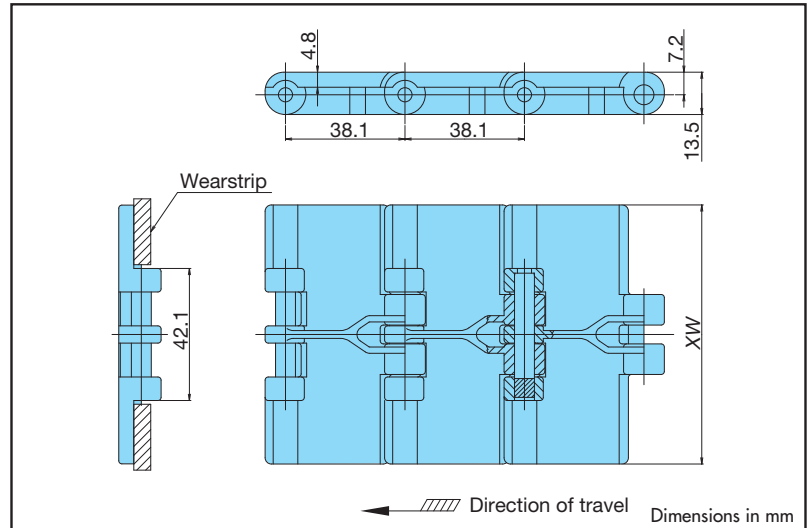



# Plastic Top Chain TTPT

Straight Running

## Features

- Plates are thicker than TTP chain. Ideal for applications where the plates would be susceptible to wear. (Plate thickness: TTPT = 4.8mm, TTP = 4.0mm)



## ● Model Numbering

Chain type    Plate width    Chain material  
**TTPT    826    —    LFB**

Note: Do not leave spaces between letters and symbols.

## Chain (Stainless Steel Pins)

Tsubaki model no.	Chain width XW mm	Top plate		Max. allowable load kN{kgf}	Approx. mass kg/m
		Material	Color		
TTPT826-LFB	82.6	Low-friction polyacetal	Brown	0.83{85}	1.04
TTPT1143-LFB	114.3				1.29
TTPT1905-LFB	190.5				1.82

- Note:
1. Standard product.
  2. Shipped chain will consist of a number of standard chain lengths plus (if necessary) one fractional length having the number of links needed to make up the total chain length as ordered by the customer. Standard chain length is 80 links.
  3. Available only in LFB (Low Friction/Anti-Wear) material.
  4. Connecting pins not sold separately.
  5. Plastic pins are not available.



...See page 83/84



...See page 191/193



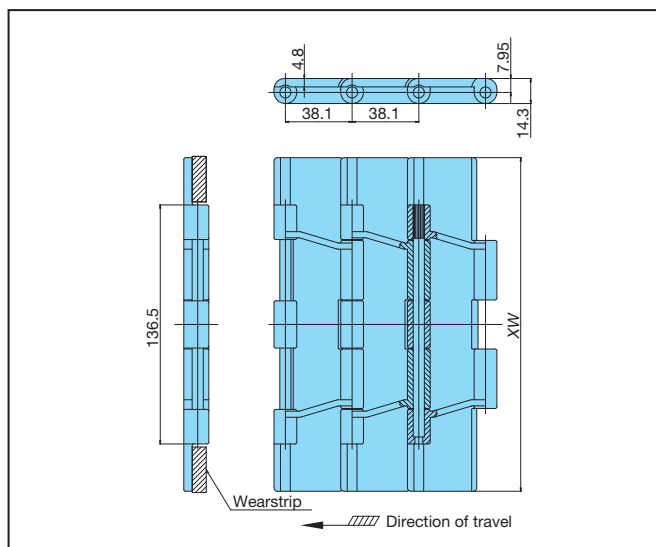

...See page 203–205

# Plastic Top Chain TTPDH

Straight Running

## Features

- Higher maximum allowable load than TTP chain (approx. double). Ideal for higher applied load conditions.
- Plates are wider, and thus can be used to convey larger objects.



## Model Numbering

Chain type	Plate width	Chain material
<b>TTPDH</b>	<b>1905</b>	<b>LFB</b>

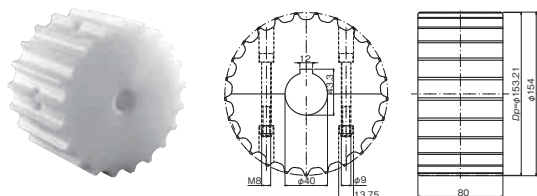
Note: Do not leave spaces between letters and symbols.

## Chain (Stainless Steel Pins)

Material	Tsubaki model no.	Chain width XW mm	Top plate		Max. allowable load kN{kgf}	Approx. mass kg/m
			Material	Color		
Standard	TTPDH1905	190.5	Polyacetal	Gray	1.67 {170}	2.59
	TTPDH2540	254.0				3.08
	TTPDH3048	304.8				3.35
Low Friction/Anti-Wear	TTPDH1905-LFB	190.5	Low-friction polyacetal	Brown		2.59
	TTPDH2540-LFB	254.0				3.08
	TTPDH3048-LFB	304.8				3.35

- Note:
1. Standard product.
  2. Shipped chain will consist of a number of standard chain lengths plus (if necessary) one fractional length having the number of links needed to make up the total chain length as ordered by the customer. Standard chain length is 80 links.
  3. Available only in Standard and LFB (Low Friction/Anti-Wear) material.
  4. Connecting pins are 304 stainless steel knurled pins.
  5. Plastic pins are not available.

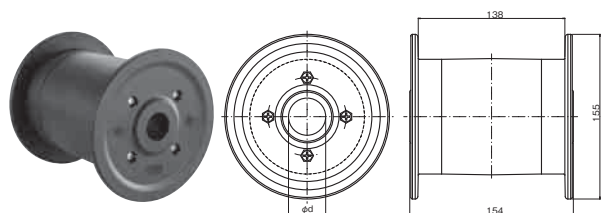
## Sprockets



Tsubaki model no.	Actual teeth	Effective teeth	Approx. mass kg	Material	Keyway	Type
TP-C12295T-SPR	25	12½	0.97	Polyamide (color: white) Bolt: Stainless steel Nut: Brass + nickel plating	DIN 6885 key seat	Split

- Note:
1. Standard product.
  2. Operating temperature range: -20°C to 80°C
  3. Bolt tightening torque: 6 N·m {0.61 kgf·m}
  4. When assembling the halves of the sprocket, do not mix the halves with halves from other sprockets.

## Idler Wheels



Tsubaki model no.	Equivalent no. of teeth	Shaft diameter d	Approx. mass kg	Material	Color	Type
TP-C121646T-IW	25	35	0.76	Body: Polyamide Bolt: Stainless steel	Black	Solid

Note: Standard product.



...See page 191/193



...See page 203–205


Dimensions in mm

# Plastic Top Chain TTPM

Straight Running

## Features

- Chain pitch is approximately one-half of conventional conveyor chains, effectively lowering conveyor noise level and reducing the gap between the end of one conveyor and the start of the next conveyor.
- With a plate width of 50mm, this plastic top chain is ideal for conveying small objects.

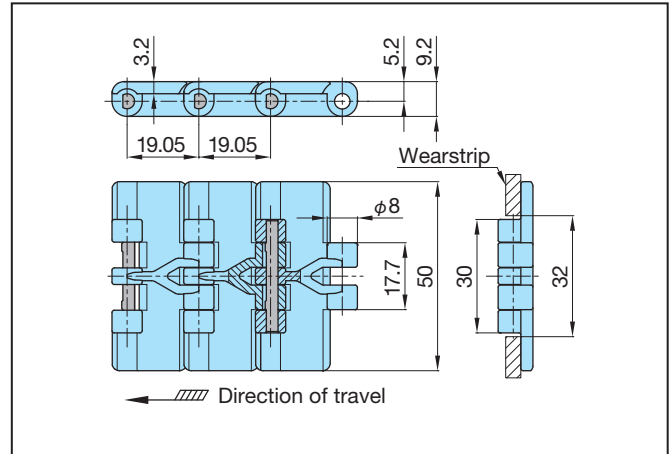


## Model Numbering

Chain type    Plate width    Chain material

**TTPM 500 — BL**

Note: Do not leave spaces between letters and symbols.



## Material

	Material	Material mark	Link color	Max. allowable load kN {kgf}	Max. allowable speed m/min		Operating temperature range °C	TTPM500
					With lube	No lube		
Standard chain	Standard	W	White	0.29 {30}	100	50	-20 to 80	●
		BL	Sky blue					
	Low Friction/Anti-Wear	LFW	White				-20 to 80 (65)	▲
		LFG	Green					
	Ultra Low Friction	LFB	Brown				-20 to 80	-
	Low Friction	ULF	Blue					
	WR	Green						
High-function chain	Heat Resistant/ High Speed	KV150	Black	-	-	-	-	-
		KV180						
		KV250						
	High Temperature/Chemical Resistant	HTW	White	0.15 {15}	100	50	5 to 100	▲
	High Speed	HS	Cream	-	-	-	-	-
	Chemical Resistant	Y	Matte white	0.29 {30}	100	50	-20 to 80	▲
	Electroconductive	E	Black	0.24 {24}	100	50	-20 to 80	▲
	Impact Resistant	DIA	Cream	-	-	-	-	-
		DIY	Green					
	Antibacterial/Mold Resistant	MWS	Cream	-	-	-	-	-
Metal Detectable	MPD	Black	-	-	-	-	-	
	MPW							

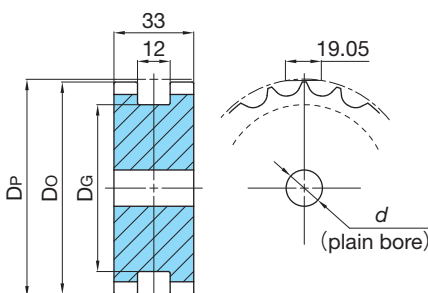
Note: 1. ● : Standard product    - : Not available    ▲ : Special configurations may be available. Contact a Tsubaki representative for further information.  
 2. Operating temperature of (65) is for wet conditions.  
 3. Standard chain length is 160 links.

## Chain (Stainless Steel Pins)

Material	Standard		Approx. mass kg/m
	W	BL	
Tsubaki model no.	TTPM500-W	TTPM500-BL	0.4

Note: 1. Can be connected to older existing round-pin chain (TTDS-20).  
 2. Plastic pins are not available.

## Steel Sprockets for TTPM Chain



Tsubaki model no.	Teeth	Pitch diameter $D_p$	Outside diameter $D_o$	Groove diameter $D_g$	Bore diameter $d$		Approx. mass kg	Material
					Plain bore	Max.		
TTPM1200T	12	73.6	73	59	15	35	0.9	Carbon steel
TTPM1400T	14	85.6	85	70		40	1.2	
TTPM1500T	15	91.6	92	75		4.4		
TTPM1900T	19	115.7	116	100		2.4		
TTPM2100T	21	127.8	128	110		2.9		
TTPM2300T	23	139.9	141	125		3.5		

Note: 1. Made-to-order product.  
 2. Sprockets can also be manufactured with other number of teeth than noted above.

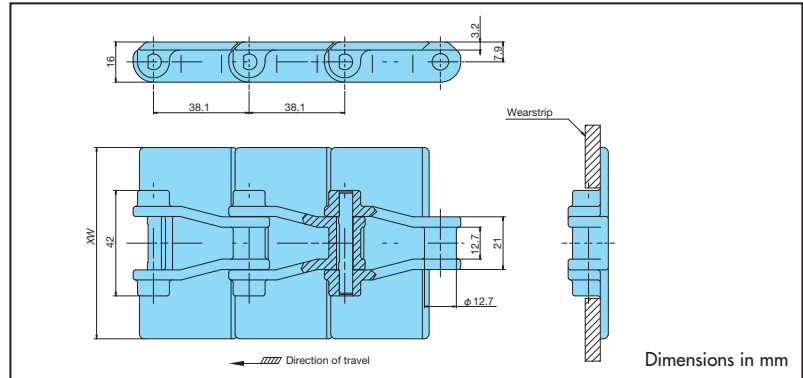



# Plastic Top Chain TPF

Straight Running

## Features

- Approx. 40% higher maximum allowable load than TTP plastic top chain. Ideal for higher applied load conditions.
- 3.2mm plate thickness, the same plate thickness as TT stainless steel top chain.



## Model Numbering

Chain type    Plate width    Chain material  
**TPF    826    —    LFB**

Note: Do not leave spaces between letters and symbols.

## Connecting Pin

- 304 stainless steel D-pin  
Model no. TPF-SUS-JPD

## Material

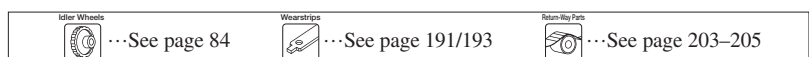
	Material	Material mark	Link color	Max. allowable load kN {kgf}	Max. allowable speed m/min		Operating temperature range °C	TPF762	TPF826
					With lube	No lube			
Standard chain	Standard	—	Gray	1.18 {120}	100	50	-20 to 80	●	●
	Low Friction/Anti-Wear	W	White					○	○
		LFW	Green					○	●
		LFG	Brown					○	○
	Ultra Low Friction	ULF	Blue					○	○
Low Friction	WR	Green	▲	▲					
High-function chain	Heat Resistant/ High Speed	KV150	Black	—	—	—	—	—	—
		KV180							
		KV250							
	High Speed	HS	Cream	0.59 { 60}	100	50	-20 to 80	○	○
	Chemical Resistant	Y	Matte white						
	Electroconductive	E	Black	0.82 { 84}	—	—	○	○	
	Impact Resistant	DIA	Cream	0.93 { 95}	100	50	-20 to 80	○	○
		DIY	Green						
Antibacterial/Mold Resistant	MWS	Cream	1.18 {120}	—	—	—	—	—	
Metal Detectable	MPD	Black	—	—	—	—	▲	▲	
	MPW								

- Note: 1. Shipped chain will consist of a number of standard chain lengths plus (if necessary) one fractional length having the number of links needed to make up the total chain length as ordered by the customer. Standard chain length is 80 links.  
 2. ● : Standard product    ○ : Made-to-order product    — : Not available  
 ▲ : Special configurations may be available. Contact a Tsubaki representative for further information.

## Chain (Stainless Steel Pins)

Material	Standard		Low Friction/Anti-Wear			Ultra Low Friction	Impact Resistant		Top plate width XW mm	Approx. mass kg/m
	Material mark	—	W	LFW	LFG	LFB	ULF	DIA		
Tsubaki model no.	TPF762	TPF762-W	TPF762-LFW	TPF762-LFG	TPF762-LFB	TPF762-ULF	TPF762-DIA	TPF762-DIY	76.2	0.85 DIA: 0.75 DIY: 1.10
	TPF826	TPF826-W	TPF826-LFW	TPF826-LFG	TPF826-LFB	TPF826-ULF	TPF826-DIA	TPF826-DIY	82.6	0.85 DIA: 0.75 DIY: 1.10

- Note: 1. Plastic pins are not available.  
 2. As of January 2009, knurled connecting pins have been changed to D-pins.  
 3. Knurled-pin chain and D-pin chain cannot be connected. When replacing, always replace the entire chain.

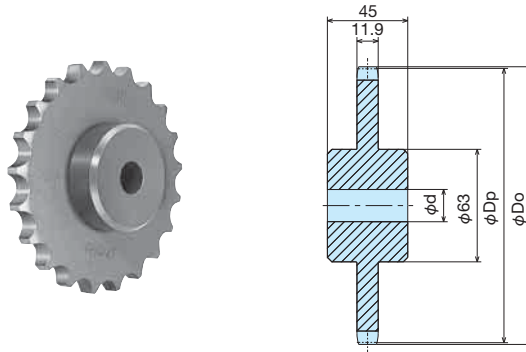


# Sprockets for TPF Chain

Steel

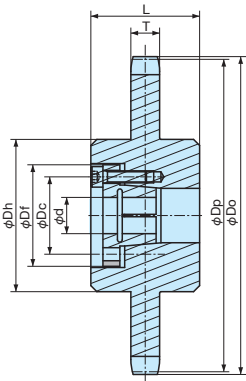
Applicable chain TPF

## ● Sprockets (with Plain Bore)



Tsubaki model no.	Actual teeth	Effective teeth	Pitch diameter $D_p$ mm	Outside diameter $D_o$ mm	Bore diameter $d$ mm		Approx. mass kg	Material
					Plain bore	Max.		
TPF912T	19	9½	117.34	120.0	18	42	1.7	Carbon steel (machined)
TPF1012T	21	10½	129.26	131.5				
TPF1112T	23	11½	141.22	143.5				
TPF1212T	25	12½	153.20	155.5				

## ● Lock Sprockets



### ■ Lock Sleeve Dimensions

Sleeve no.	Df diameter mm	Dc diameter mm	Bolt size M × L	Bolt tightening torque N·m
S2	42.0	32.0	M5 × 18	8.3
S3	48.5	38.5	M5 × 20	8.3
S4	56.0	46.0	M5 × 20	8.3

Tsubaki model no.	Actual teeth	Pitch diameter $D_p$ mm	Outside diameter $D_o$ mm	Facewidth $T$ mm	Hub diameter $D_h$ mm	Length $L$ mm
TPF912T	19	117.34	120.0	11.9	63	45
TPF1012T	21	129.26	131.5			
TPF1112T	23	141.22	143.5			
TPF1212T	25	153.20	155.5			

### ■ Sleeve Combinations and Transfer Torque Values

Sleeve no.	S2				S3				S4				
	Max. allowable transfer torque N·m												
Bore diameter $d$ mm	15	16	17	18	19	20	22	24	25	28	30	32	35
Tsubaki model no.	105	112	119	126	133	139	153	167	174	195	279	298	325

## ● Model Numbering

Chain type      Effective teeth      Bore diameter

**TPF**      **1012T**      —      **S18**

[blank]: Plain bore  
S + bore diameter: Lock sprocket

Note: Do not leave spaces between letters and symbols.

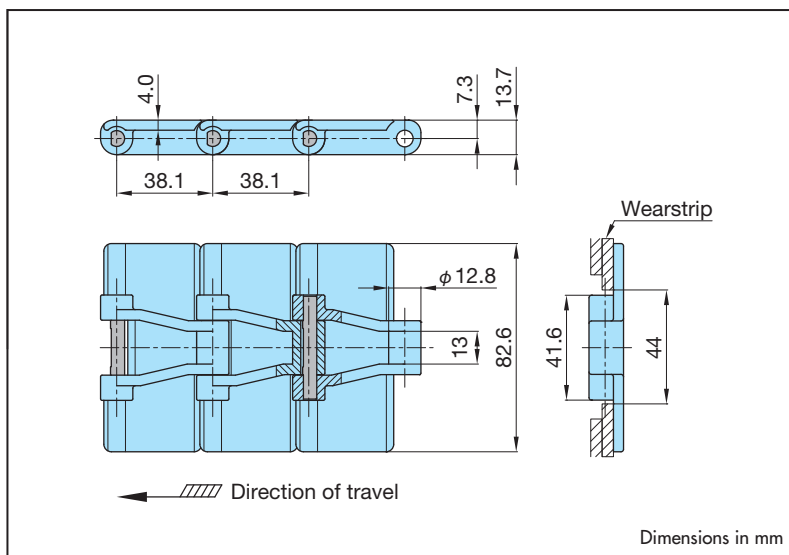

Dimensions in mm

# Plastic Top Chain TP-OTD

Straight Running

## Features

- Approx. 30% higher maximum allowable load than TTP plastic top chain. Ideal for higher applied load conditions.
- Uses the same 4.0mm plate thickness as TTP and TTUP types, making it easy to adjust the level of wearstrips of lines running in parallel.



## Model Numbering

Chain type	Plate width
<b>TP-OTD</b>	<b>32</b>
	32 = 82.6mm

Note: Do not leave spaces between letters and symbols.

## Material

	Material	Material mark	Link color	Max. allowable load kN {kgf}	Max. allowable speed m/min		Operating temperature range °C	TP-OTD32
					With lube	No lube		
Standard chain	Standard	-	Gray	1.08 {110}	100	50	-20 to 80	●
	Low Friction/Anti-Wear	LFW	White				-20 to 80 (65)	▲
		LFG	Green					
		LFB	Brown					
	Ultra Low Friction	ULF	Blue					
Low Friction	WR	Green	-20 to 80					
High-function chain	Heat Resistant/ High Speed	KV150	Black	-	-	-	-	-
		KV180						
		KV250						
	High Speed	HS	Cream	0.97 {100}		230	-20 to 50	○
	Chemical Resistant	Y	Matte white	1.08 {110}	100	50	-20 to 80	▲
	Electroconductive	E	Black	0.86 { 88}				
	Impact Resistant	DIA	Cream	-	-	-	-	-
		DIY	Green					
Antibacterial/Mold Resistant	MWS	Cream	-	-	-	-	-	
Metal Detectable	MPD	Black	-	-	-	-	-	
	MPW							

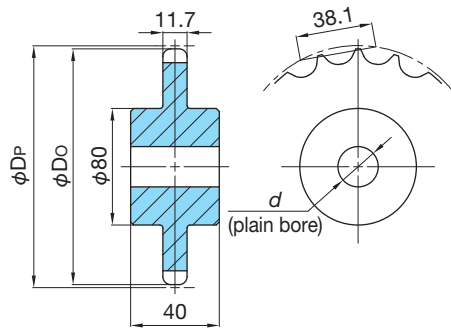
- Note: 1. ● : Standard product ○ : Made-to-order product - : Not available  
 ▲ : Special configurations may be available. Contact a Tsubaki representative for further information.  
 2. Operating temperature of (65) is for wet conditions.  
 3. Standard chain length is 80 links.

## Chain (Stainless Steel Pins)

Material	Standard	Plate width mm	Approx. mass kg/m
Material mark	-		
Tsubaki model no.	TP-OTD32	82.6	0.9

Note: Plastic pins are not available.

## ● Steel Sprockets for TP-OTD Chain



Tsubaki model no.	Actual teeth	Effective teeth	Pitch diameter $D_p$	Outside diameter $D_o$	Bore diameter $d$		Approx. mass kg	Material
					Plain bore	Max.		
TP-OTD1012T	21	10 ½	129.2	129	20	40	2.1	Carbon steel
TP-OTD1112T	23	11 ½	141.2	141			2.3	


Note: 1. Made-to-order product.  
2. Sprockets can also be manufactured with other number of teeth than noted above.

# Plastic Top Chain TPS

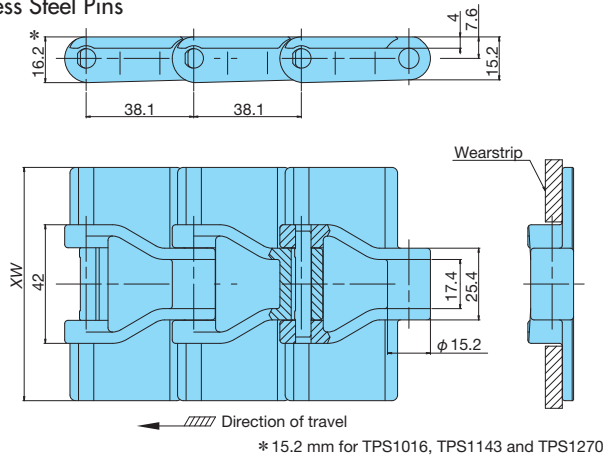
Straight Running

## Features

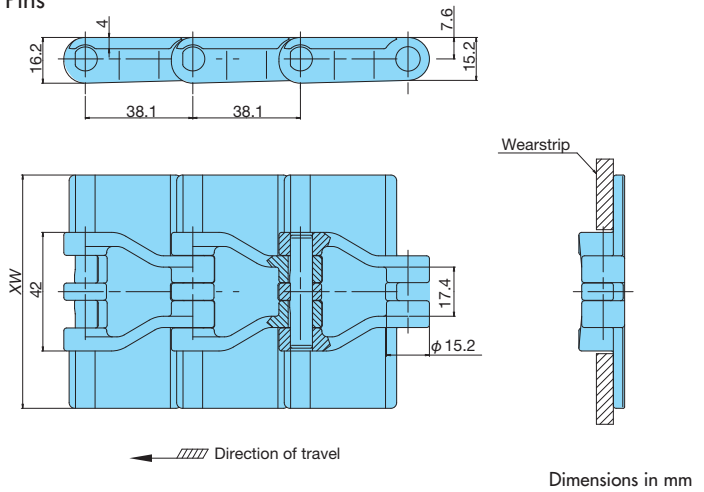
- Approx. 40% higher maximum allowable load than TTP plastic top chain. Ideal for higher applied load conditions.
- Uses the same sprockets as TTUP and TPU sideflexing plastic top chains. Designed to allow common sprockets to be used.
- Models with plastic pins also available. All-plastic construction means light weight and easy handling. Longer service life under water lubrication than stainless steel pins.



### Stainless Steel Pins



### Plastic Pins



## Model Numbering

Chain type	Plate width	Plastic pin	Chain material
<b>TPS</b>	<b>826</b>	<b>P</b>	<b>LFB</b>

Note: Specify "P" only when pins are to be plastic.  
Do not leave spaces between letters and symbols.

## Connecting Pin

1. 304 stainless steel D-pin  
Model no. TTUP-SUS-JPD
2. Special engineering plastic D-pin, orange  
Model no. TPS-PLA-JPD



Material

	Material	Material mark	Link color	Max. allowable load kN {kgf}		Max. allowable speed m/min		Operating temperature range °C	Stainless steel pin					Plastic pin			
				Stainless steel pin	Plastic pin	With lube	No lube		TPS 762	TPS 826	TPS 1016	TPS 1143	TPS 1270	TPS 826P	TPS 1143P		
Standard chain	Standard	-	Gray	1.18 {120}	0.98 {100}	100	50	-20 to 80 (60)	○	●	●	●	●	○	○		
	Low Friction/Anti-Wear	LFW	White							○	○	○	○			○	○
		LFG	Green							●	○	○	○			○	○
		LFB	Brown							○	○	○	○			○	○
	Ultra Low Friction	ULF	Blue							○	○	○	○			○	○
Low Friction	WR	Green	▲	▲	▲	▲	▲	▲	▲	▲	▲						
High-function chain	Heat Resistant/High Speed	KV150	Black	0.98 {100}	-	-	-	-20 to 150	○	○	-	-	-	-	-		
		KV180				200	200	-20 to 180									
		KV250				-	-	-20 to 250									
	High Speed	HS	Cream	-	-	-	-	-	-	-	-	-	-	-	-		
	Chemical Resistant	Y	Matte white	0.59 {60}	-	100	-	-	-20 to 80 (60)	○	○	○	○	○	○	▲	▲
	Electroconductive	E	Black	0.82 {84}	0.69 {70}	50	-	-	-20 to 80 (60)	▲	▲	▲	▲	▲	○	○	
	Impact Resistant	DIA	Cream	0.93 {95}	-	-	-	-	-20 to 80	○	○	○	○	○	○	○	
		DIY	Green	{ 95}	0.78 {80}	100	-	-	-20 to 80 (60)								
	Antibacterial/Mold Resistant	MWS	Cream	1.18 {120}	0.98 {100}	-	-	-	-	▲	▲	▲	▲	▲	-	-	
	Metal Detectable	MPD	Black	-	-	-	-	-	-	▲	▲	▲	▲	▲	-	-	
MPW		-		-	-	-	-	-	▲	▲	▲	▲	▲	▲	▲		

- Note: 1. Shipped chain will consist of a number of standard chain lengths plus (if necessary) one fractional length having the number of links needed to make up the total chain length as ordered by the customer. Standard chain length is 80 links.  
 2. ● : Standard product ○ : Made-to-order product - : Not available  
 ▲ : Special configurations may be available. Contact a Tsubaki representative for further information.  
 3. The plastic connecting pin is colored orange so as to distinguish it from base-chain pins (colored white).  
 4. Operating temperature of (60) is for using plastic-pin chain in wet conditions.

Chain (Stainless Steel Pins)

Material	Standard	Low Friction/Anti-Wear			Ultra Low Friction	Impact Resistant		Heat Resistant/High Speed	Top plate width XW mm	Approx. mass kg/m
Material mark	-	LFW	LFG	LFB	ULF	DIA	DIY	KV150/180/250		
Tsubaki model no.	TPS762	TPS762-LFW	TPS762-LFG	TPS762-LFB	TPS762-ULF	TPS762-DIA	TPS762-DIY	TPS762-KV150 TPS762-KV180 TPS762-KV250	76.2	0.85
	TPS826	TPS826-LFW	TPS826-LFG	TPS826-LFB	TPS826-ULF	TPS826-DIA	TPS826-DIY	TPS826-KV150 TPS826-KV180 TPS826-KV250	82.6	0.85 DIA: 0.75 DIY: 1.10
	TPS1016	TPS1016-LFW	TPS1016-LFG	TPS1016-LFB	TPS1016-ULF	TPS1016-DIA	TPS1016-DIY	-	101.6	1.05 DIA: 0.90 DIY: 1.30
	TPS1143	TPS1143-LFW	TPS1143-LFG	TPS1143-LFB	TPS1143-ULF	TPS1143-DIA	TPS1143-DIY	-	114.3	1.10 DIA: 0.95 DIY: 1.35
	TPS1270	TPS1270-LFW	TPS1270-LFG	TPS1270-LFB	TPS1270-ULF	TPS1270-DIA	TPS1270-DIY	-	127.0	1.20 DIA: 1.0 DIY: 1.45

Chain (Plastic Pins)

Material	Standard	Low Friction/Anti-Wear			Ultra Low Friction	Impact Resistant	Top plate width XW mm	Approx. mass kg/m
Material mark	-	LFW	LFG	LFB	ULF	DIY		
Tsubaki model no.	TPS826P	TPS826P-LFW	TPS826P-LFG	TPS826P-LFB	TPS826P-ULF	TPS826P-DIY	82.6	0.75 DIY: 0.90
	TPS1143P	TPS1143P-LFW	TPS1143P-LFG	TPS1143P-LFB	TPS1143P-ULF	TPS1143P-DIY	114.3	1.00 DIY: 1.20

- Note: 1. As of January 2009, stainless steel knurled connecting pins have been changed to D-pins.  
 2. Knurled-pin chain and D-pin chain cannot be connected. When replacing, always replace the entire chain.

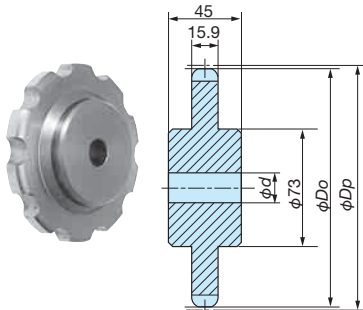
# Sprockets for TPS chain

Steel

## Applicable chain

TPS, TPH, TTUP, TTUPH, TPU, TPU-LH, TPUT-LH, TPUH-BO, TTUP-M, TTUPT-M (some models can also be used with TPM or TPUM)

## ● Sprockets (with Plain Bore)

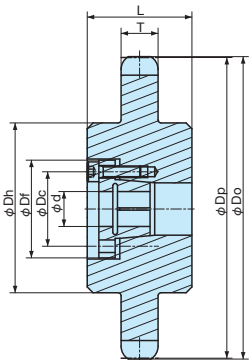


Tsubaki model no.	Actual teeth	Effective teeth	Pitch diameter $D_p$ mm	Outside diameter $D_o$ mm	Bore diameter $d$ mm		Approx. mass kg	Material
					Plain bore	Max.		
TTUP900T	-	9	111.40	111	18	47	2.0	Carbon steel
TTUP912T	19	9½	117.34	117			2.1	
TTUP1000T	-	10	123.29	123			2.2	
TTUP1012T	21	10½	129.26	130			2.4	
TTUP1100T	-	11	135.23	135			2.6	
TTUP1112T	23	11½	141.22	142			2.8	
TTUP1200T	-	12	147.21	147			3.0	
TTUP1212T	25	12½	153.20	154			3.2	
TTUP1300T	-	13	159.20	159			3.4	

Only TTUP1012T, TTUP1112T or TTUP1212T sprockets can be used on TPM/TPUM chain. For number of teeth other than these or for engineering plastic sprockets, contact a Tsubaki representative.

## ● Lock Sprockets

### ■ Lock Sleeve Dimensions



Sleeve no.	Df diameter mm	Dc diameter mm	Bolt size M x L	Bolt tightening torque N·m
S2	42.0	32.0	M5 x 18	8.3
S3	48.5	38.5	M5 x 20	8.3
S4	56.0	46.0	M5 x 20	8.3
S5	66.0	56.0	M5 x 20	8.3

Tsubaki model no.	Actual teeth	Effective teeth	Pitch diameter $D_p$ mm	Outside diameter $D_o$ mm	Facewidth $T$ mm	Hub diameter $D_h$ mm	Length $L$ mm
TTUP900T	-	9	111.40	111	15.9	73	45
TTUP912T	19	9½	117.34	117			
TTUP1000T	-	10	123.29	123			
TTUP1012T	21	10½	129.26	130			
TTUP1100T	-	11	135.23	135			
TTUP1112T	23	11½	141.22	142			
TTUP1200T	-	12	147.21	147			
TTUP1212T	25	12½	153.20	154			
TTUP1300T	-	13	159.20	159			

### ■ Sleeve Combinations and Transfer Torque Values

Sleeve no.	S2				S3				S4			S5						
	15	16	17	18	19	20	22	24	25	28	30	32	35	38	40	42	45	
Bore diameter $d$ mm	Max. allowable transfer torque N·m																	
Tsubaki model no.	TTUP900T to TTUP1300T	139	149	158	167	177	186	205	167	174	195	279	298	325	442	465	586	628

## ● Model Numbering

Chain type	Effective teeth	Bore diameter
------------	-----------------	---------------

**TTUP 1012T — S18**

[blank]: Plain bore  
S + bore diameter: Lock sprocket

Note: Do not leave spaces between letters and symbols.

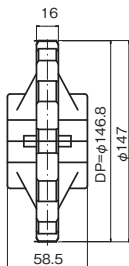
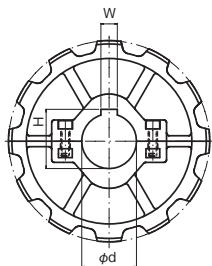
Dimensions in mm

Applicable chain

TPS, TPH, TTUP, TTUPH, TPU, TPU-LH, TPUT-LH, TPUH-BO, TTUP-M, TTUPT-M, TP-880TAB

## ● Split Sprockets (Engineering Plastic)

### ■ Sprockets



Tsubaki model no.	Teeth	Shaft diameter $d$	Keyway		Approx. mass kg
			W	H	
TP-C12400T-SPR	12	25	8	28.3	0.38
TP-C12711T-SPR		30	8	33.3	0.37
TP-C12401T-SPR		35	10	38.3	0.35
TP-C12402T-SPR		40	12	43.3	0.35

- Note:
1. Standard product.
  2. Operating temperature range:  $-20^{\circ}\text{C}$  to  $80^{\circ}\text{C}$
  3. Bolt tightening torque: 6 N·m {0.61 kgf·m}
  4. When assembling the halves of the sprocket, do not mix the halves with halves from other sprockets.
  5. Cannot be used with TPM/TTUPM chain.

#### Specifications

(Common)

Type: Split

Material:  
Bolt: Stainless steel  
Nut: Brass + nickel plating

Color: Black

(Sprockets)

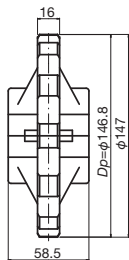
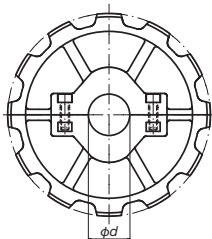
Keyway: DIN 6885 key seat

Material:  
Body: Reinforced polyamide

(Idler Wheels)

Material:  
Body: Polyamide

### ■ Idler Wheels



Tsubaki model no.	Effective teeth	Shaft diameter $d$	Approx. mass kg
TP-C12404T-IW	12	30	0.31

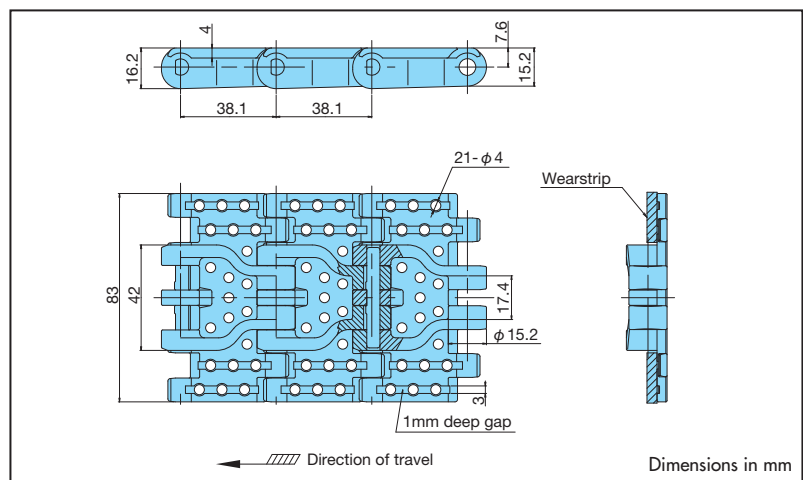
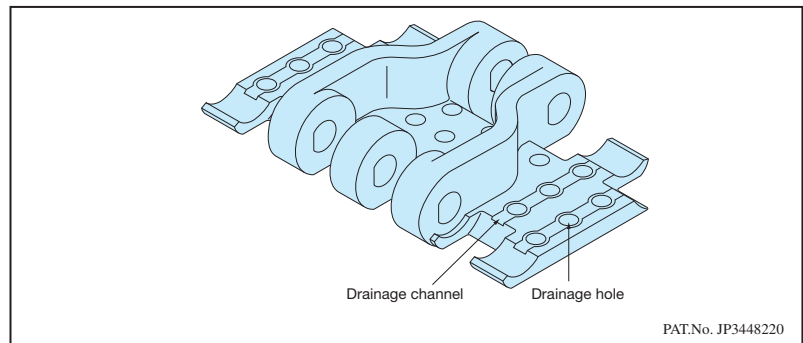


- Note:
1. Standard product.
  2. Operating temperature range:  $-20^{\circ}\text{C}$  to  $80^{\circ}\text{C}$
  3. Bolt tightening torque: 6 N·m {0.61 kgf·m}
  4. When assembling the halves of the sprocket, do not mix the halves with halves from other sprockets.
  5. Cannot be used with TPM/TTUPM chain.

# Plastic Top Chain TPH

Straight Running

## Features

- Comb-toothed plates minimize gaps between links. Ideal for conveying unstable containers such as PET bottles and dessert cups.
- Surface of top plate is flatter and smoother. Effective in preventing container wobbling and toppling during conveyance.
- Plates are perforated with numerous drainage holes that effectively remove excess lubricant and water remaining on plate surface.
- Same basic dimensions as TPS plastic top chain. Can provide stable container conveyance simply by replacing the chain.
- Models with plastic pins also available. All-plastic construction means light weight and easy handling. Longer service life under water lubrication than stainless steel pins.



## Model Numbering

Chain type	Plate width	Plastic pin	Chain material
<b>TPH</b>	<b>830</b>	<b>P</b>	<b>ULF</b>

Note: Specify "P" only when pins are to be plastic.  
Do not leave spaces between letters and symbols.

## Connecting Pin

1. 304 stainless steel D-pin  
Model no. TTP-SUS-JPD
2. Special engineering plastic D-pin, orange  
Model no. TTP-PLA-JPD

Note: Same connecting pin used for TTP chain.

Material

	Material	Material mark	Link color	Max. allowable load kN {kgf}		Max. allowable speed m/min		Operating temperature range °C	TPH830	TPH830P	
				Stainless steel pin	Plastic pin	With lube	No lube				
Standard chain	Standard	-	Gray	1.18 {120}	0.78 { 80}	100	50	-20 to 80 (60)	○	○	
	Low Friction/Anti-Wear	LFW	White								
		LFG	Green								
		LFB	Brown								
	Ultra Low Friction	ULF	Blue								
Low Friction	WR	Green	-	-	-	-	-	▲	▲		
High-function chain	Heat Resistant/ High Speed	KV150	Black	-	-	-	-	-	-	-	
		KV180									
		KV250									
	High Speed	HS	Cream	0.59 { 60}	-	100	50	-20 to 80 (60)	○	▲	
	Chemical Resistant	Y	Matte white								
	Electroconductive	E	Black	0.82 { 84}	0.54 { 55}	-	-	-	○	○	
	Impact Resistant	DIA	Cream	0.93 { 95}	-						
		DIY	Green		0.64 { 65}						
	Antibacterial/Mold Resistant	MWS	Cream	1.18 {120}	0.78 { 80}	100	-	-	-	-	-
	Metal Detectable	MPD	Black	-	-	-	-	-	-	▲	▲
MPW											

- Note: 1. Shipped chain will consist of a number of standard chain lengths plus (if necessary) one fractional length having the number of links needed to make up the total chain length as ordered by the customer. Standard chain length is 80 links.  
 2. ● : Standard product ○ : Made-to-order product - : Not available  
 ▲ : Special configurations may be available. Contact a Tsubaki representative for further information.  
 3. The connecting pin is colored orange so as to distinguish it from base-chain pins (colored white).  
 4. Operating temperature of (60) is for using plastic-pin chain in wet conditions.

Chain (Stainless Steel Pins)

Material	Standard	Low Friction/Anti-Wear			Ultra Low Friction	Impact Resistant		Approx. mass kg/m
Material mark	-	LFW	LFG	LFB	ULF	DIA	DIY	
Tsubaki model no.	TPH830	TPH830-LFW	TPH830-LFG	TPH830-LFB	TPH830-ULF	TPH830-DIA	TPH830-DIY	1.0 DIA: 0.85 DIY: 1.20

Chain (Plastic Pins)

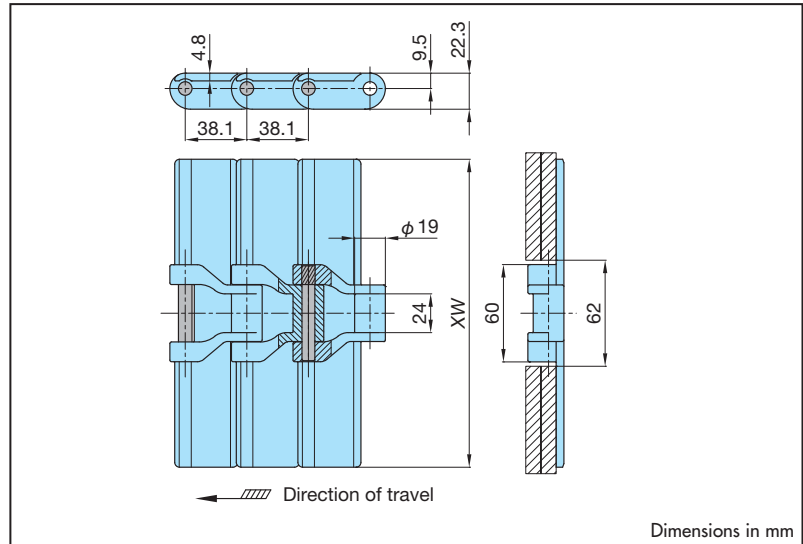

Material	Standard	Low Friction/Anti-Wear			Ultra Low Friction	Impact Resistant	Approx. mass kg/m
Material mark	-	LFW	LFG	LFB	ULF	DIY	
Tsubaki model no.	TPH830P	TPH830P-LFW	TPH830P-LFG	TPH830P-LFB	TPH830P-ULF	TPH830P-DIY	0.75 DIY: 0.90

# Plastic Top Chain TPSS

Straight Running

## Features

- Chain is 2.3 times stronger than TTP chains. Suitable for higher load applications.
- Can handle larger and heavier products.



## Model Numbering

Chain type

Plate width

Chain material

**TPSS 1143 — LFB**

Note: Do not leave spaces between letters and symbols.

Dimensions in mm

## Material

	Material	Material mark	Link color	Max. allowable load kN {kgf}	Max. allowable speed m/min		Operating temperature range °C	TPSS 1143	TPSS 1270	TPSS 1524	TPSS 1905
					With lube	No lube					
Standard chain	Standard	—	Gray	1.96 {200}	100	50	-20 to 80	▲	▲	▲	▲
	Low Friction/Anti-Wear	LFW	White				-20 to 80 (65)	○	▲	▲	○
		LFG	Green								
	LFB	Brown									
Ultra Low Friction	ULF	Blue	—	—	—	—	—	—	—	—	
Low Friction	WR	Green		1.96 {200}	100	50	-20 to 80	▲	▲	▲	▲
High-function chain	Heat Resistant/ High Speed	KV150	Black	—	—	—	—	—	—	—	—
		KV180									
		KV250									
	High Speed	HS	Cream								
	Chemical Resistant	Y	Matte white								
	Electroconductive	E	Black								
	Impact Resistant	DIA	Cream								
		DIY	Green								
Antibacterial/Mold Resistant	MWS	Cream									
Metal Detectable	MPD	Black									
	MPW										

- Note: 1. ○ : Made-to-order product — : Not available ▲ : Special configurations may be available. Contact a Tsubaki representative for further information.  
 2. Operating temperature of (65) is for wet conditions.  
 3. Standard chain length is 80 links.

## Chain (Stainless Steel Pins)

Material	Low Friction/Anti-Wear		Top plate width XW mm	Approx. mass kg/m
	LFG	LFB		
Tsubaki model no.	TPSS1143-LFG	TPSS1143-LFB	114.3	1.9
	TPSS1270-LFG	TPSS1270-LFB	127.0	2.0
	TPSS1524-LFG	TPSS1524-LFB	152.4	2.1
	TPSS1905-LFG	TPSS1905-LFB	190.5	2.4

- Note: 1. Made-to-order product.  
 2. Plastic pins are not available.  
 3. Top plate widths of 127.0mm and 152.4mm are made by trimming a 190.5mm-wide top plate.



...See page 191/193



...See page 203–205

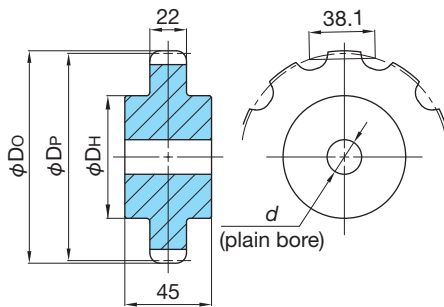
# Sprockets for TPSS Chain

Steel

Applicable chain

TPSS, TTUPS, TPUS-Y-T

## ● Steel Sprockets



Tsubaki model no.	Teeth	Pitch diameter $D_P$	Outside diameter $D_O$	Hub diameter $D_H$	Bore diameter $d$		Approx. mass kg	Material
					Plain bore	Max.		
TPSS900T	9	114.4	111	63	20	40	1.9	Carbon steel
TPSS1000T	10	123.3	124	71			2.3	
TPSS1100T	11	135.2	136				2.7	
TPSS1200T	12	147.2	149				3.1	
TPSS1300T	13	159.2	161				3.6	
TPSS1400T	14	171.2	173				4.1	
TPSS1500T	15	183.3	186				4.6	

Note: 1. Made-to-order product.

2. Sprockets can also be manufactured with other number of teeth than noted above.

Plastic Modular Chain

Plastic Top Chain

Plastic Block Chain

Stainless Steel Top Chain

Accessories

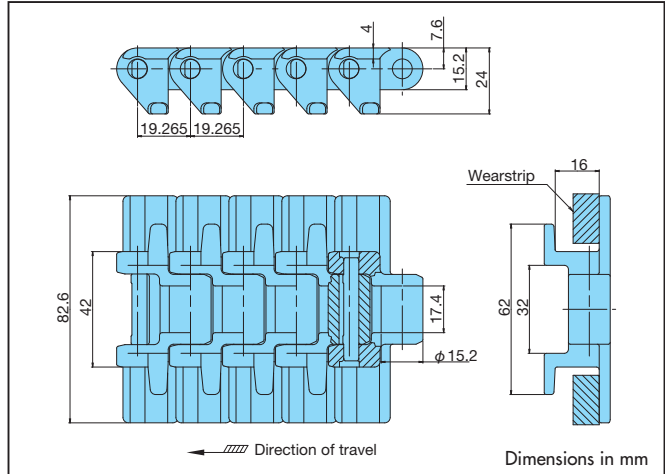

Dimensions in mm

# Plastic Top Chain TPM

Straight Running

## Features

- Chain pitch is approximately one-half of conventional conveyor chains, effectively lowering conveyor noise level and reducing the gap between the end of one conveyor and the start of the next conveyor.
- Type TPS sprockets (odd number of teeth) can be used. Designed to allow common sprockets to be used.
- Equipped with float-preventive tabs. Keeps the chain securely in position on corner turns and in incline/decline sections, as well as preventing damage (scratches, etc.) to the top surface of the plates on the return way.



## Model Numbering

Chain type Plate width Tab Chain material  
**TPM 826 - T - LFB**

Note: Do not leave spaces between letters and symbols.

Pitch ( $p = 19.265$ ) has been designed for engagement with TPS sprockets (TTUP1012T; number of actual teeth is 21).

## Connecting Pin

- 304 stainless steel D-pin  
 Model no. TTUP-SUS-JPD

## Material

	Material	Material mark	Link color	Max. allowable load kN {kgf}	Max. allowable speed m/min		Operating temperature range °C	TPM						
					With lube	No lube								
Standard chain	Standard	-	Gray	1.18 {120}	100	50	-20 to 80	○						
	Low Friction/Anti-Wear	LFW	White											
		LFG	Green											
	LFB	Brown												
Ultra Low Friction	ULF	Blue												
Low Friction	WR	Green	-	-	-	-	▲							
High-function chain	Heat Resistant/ High Speed	KV150	Black	-	-	-	-	-						
		KV180												
		KV250												
	High Speed	HS	Cream											
	Chemical Resistant	Y	Matte white						0.59 { 60}	100	50	-20 to 80	○	
	Electroconductive	E	Black						0.82 { 84}					
	Impact Resistant	DIA	Cream						0.93 { 95}	-	-	-	-	-
		DIY	Green											
Antibacterial/Mold Resistant	MWS	Cream	1.18 {120}	100	-	-	-	-						
Metal Detectable	MPD	Black	-	-	-	-	-	-						
	MPW													

Note: 1. Shipped chain will consist of a number of standard chain lengths plus (if necessary) one fractional length having the number of links needed to make up the total chain length as ordered by the customer. Standard chain length is 160 links.

2. ○ : Made-to-order product - : Not available ▲ : Special configurations may be available. Contact a Tsubaki representative for further information.

## Chain (Stainless Steel Pins)

Material	Standard	Low Friction/Anti-Wear			Antibacterial/Mold Resistant	Ultra Low Friction	Impact Resistant		Approx. mass kg/m
		Material mark	Link color	Max. allowable load kN {kgf}			Material mark	Link color	
Material mark	-	LFW	LFG	LFB	MWS	ULF	DIA	DIY	1.4 DIA: 1.2 DIY: 1.7
Link color	Gray	White	Green	Brown	Cream	Blue	Cream	Green	
Max. allowable load kN {kgf}	1.18 {120}					0.93 {95}			
Tsubaki model no.	TPM826-T	TPM826 -T-LFW	TPM826 -T-LFG	TPM826 -T-LFB	TPM826-T-MWS	TPM826-T-ULF	TPM826 -T-DIA	TPM826 -T-DIY	

Note: 1. Made-to-order product.  
 2. Plastic pins are not available.



...See page 97



...See page 191/193



...See page 203-205

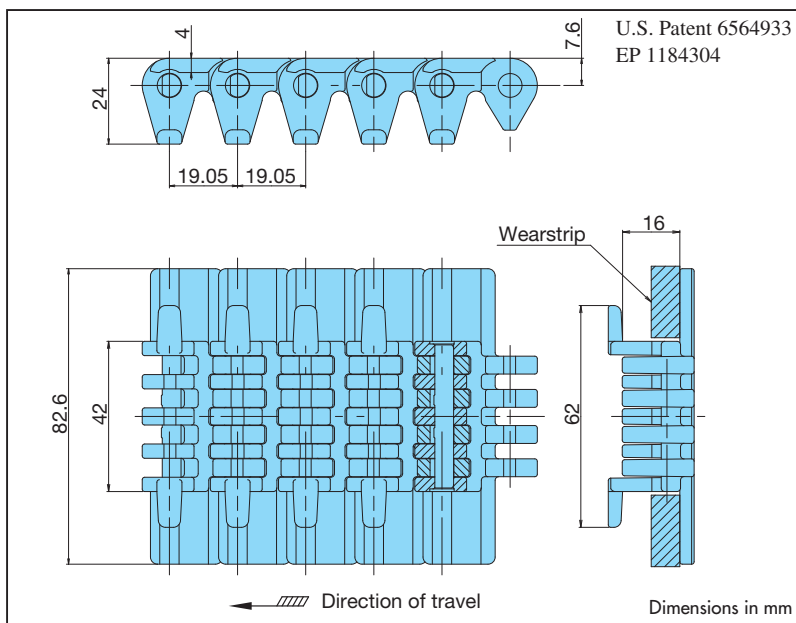

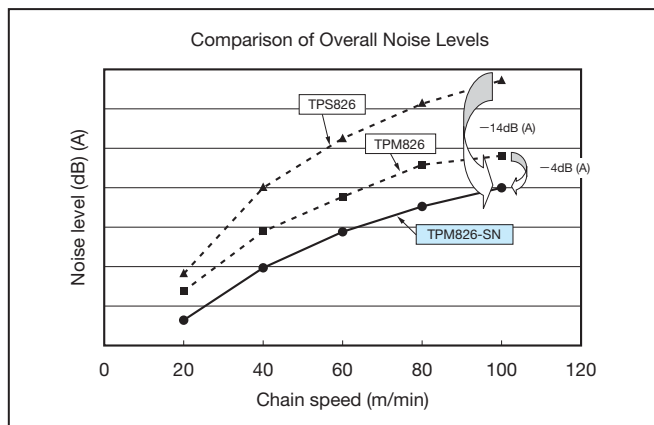
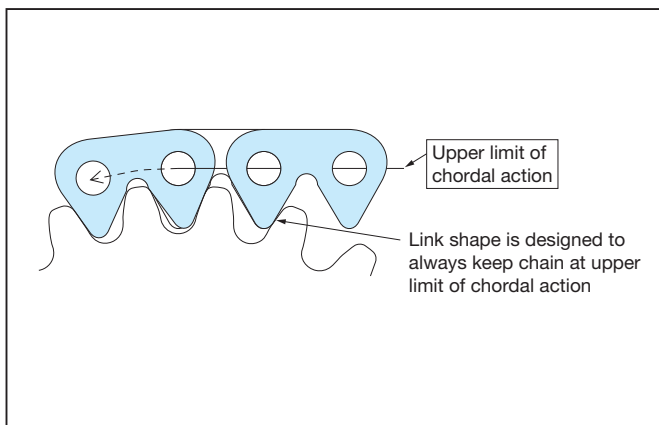


# Plastic Top Chain TPM-SN

Straight Running

## Features

- Applies the concept of silent chain engagement. Extremely effective in reducing conveyor noise.
- Uses special sprockets. Suppresses chordal action of the chain when engaging with the sprocket, enabling stable chain travel.
- Equipped with float-preventive tabs. Keeps the chain securely in position on corner turns and in incline/decline sections, as well as preventing damage (scratches, etc.) to the top surface of the plates on the return way.



## Model Numbering

Chain type	Plate width	Plastic pin	Chain type	Tab	Chain material
TPM	826	P	SN	T	LFB

Note: Specify "P" only when pins are to be plastic.  
Do not leave spaces between letters and symbols.

## Connecting Pin

1. 304 stainless steel D-pin  
Model no. TTP-SUS-JPD
2. Special engineering plastic D-pin, orange  
Model no. TTP-PLA-JPD

Plastic Modular Chain

Plastic Top Chain

Plastic Block Chain

Stainless Steel Top Chain

Accessories

Material

	Material	Material mark	Link color	Max. allowable load kN {kgf}		Max. allowable speed m/min		Operating temperature range °C	TPM826-SN-T	TPM826P-SN-T
				Stainless steel pin	Plastic pin	With lube	No lube			
Standard chain	Standard	-	Gray	1.18 {120}	0.78 { 80}	100	50	-20 to 80 (60)	○	○
	Low Friction/Anti-Wear	LFW	White							
		LFG	Green							
	Ultra Low Friction	LFB	Brown							
Low Friction	ULF	Blue	-	-	-	-	-	-	-	
High-function chain	Heat Resistant/High Speed	KV150	Black	-	-	-	-	-	-	-
		KV180								
		KV250								
	High Speed	HS	Cream	0.59 { 60}	-	100	50	-20 to 80 (60)	○	▲
	Chemical Resistant	Y	Matte white							
	Electroconductive	E	Black	0.82 { 84}	0.54 { 55}	-	-	-	-	-
	Impact Resistant	DIA	Cream	0.93 { 95}	-					
		DIY	Green		0.64 { 65}					
Antibacterial/Mold Resistant	MWS	Cream	1.18 {120}	0.78 { 80}	100	-	-	-	-	-
Metal Detectable	MPD	Black	-	-	-	-	-	-	▲	-
	MPW									

- Note: 1. Shipped chain will consist of a number of standard chain lengths plus (if necessary) one fractional length having the number of links needed to make up the total chain length as ordered by the customer. Standard chain length is 160 links.  
 2. ○ : Made-to-order product - : Not available ▲ : Special configurations may be available. Contact a Tsubaki representative for further information.  
 3. The connecting pin is colored orange so as to distinguish it from base-chain pins (colored white).  
 4. Operating temperature of (60) is for using plastic-pin chain in wet conditions.

Chain (Stainless Steel Pins)

Material	Standard	Low Friction/Anti-Wear			Ultra Low Friction	Impact Resistant		Approx. mass kg/m
		Material mark	LFW	LFG		LFB	ULF	
Tsubaki model no.	TPM826-SN-T	TPM826-SN-T-LFW	TPM826-SN-T-LFG	TPM826-SN-T-LFB	TPM826-SN-T-ULF	TPM826-SN-T-DIA	TPM826-SN-T-DIY	1.4 DIA: 1.2 DIY: 1.7

Chain (Plastic Pins)

Material	Standard	Low Friction/Anti-Wear			Ultra Low Friction	Impact Resistant	Approx. mass kg/m
		Material mark	LFW	LFG			
Tsubaki model no.	TPM826P-SN-T	TPM826P-SN-T-LFW	TPM826P-SN-T-LFG	TPM826P-SN-T-LFB	TPM826P-SN-T-ULF	TPM826P-SN-T-DIY	1.1 DIY: 1.35

Sprockets

Use dedicated 21-tooth sprockets for TPM-SN chain.

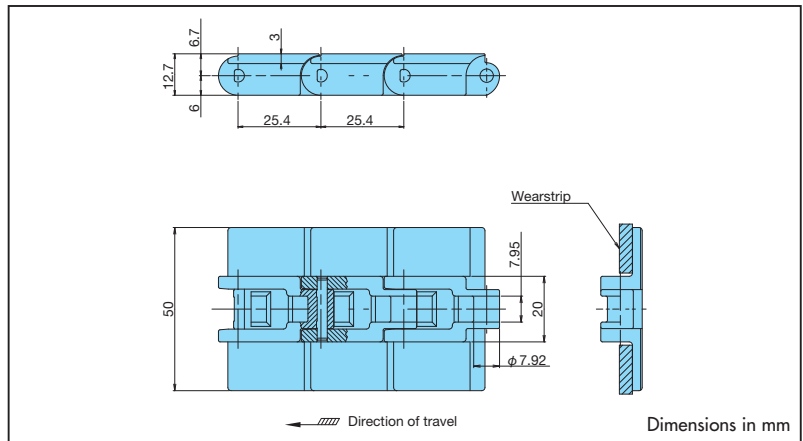
# Plastic Top Chain TPRF

Straight Running

## ● TPRF2040

### Features

- With a plate width of 50mm and a 25.4mm pitch, this plastic top chain is ideal for conveying small objects.
- RF2040S sprockets can be used (19 teeth or more).



### ● Model Numbering

Chain type    Chain pitch    Chain material

**TPRF 2040 – LFB**

Note: Do not leave spaces between letters and symbols.

### ● Connecting Pin

1. 304 stainless steel D-pin  
Model no. RSP40-SUS-JPD

### Material

	Material	Material mark	Link color	Max. allowable load kN {kgf}	Max. allowable speed m/min		Operating temperature range °C	TPRF2040
					With lube	No lube		
Standard chain	Standard	–	White	0.44 {45}	60	–	–20 to 80	●
	Low Friction/Anti-Wear	LFW	White					○
		LFG	Green					○
	Ultra Low Friction	ULF	Blue	–	–	–	–	▲
Low Friction	WR	Green	–	–	–	–	–	–
High-function chain	Heat Resistant/High Speed	KV150	Black	–	–	–	–	–
		KV180						
		KV250						
	High Speed	HS	Cream	0.22 {22}	60	–	–20 to 80	○
	Chemical Resistant	Y	Matte white					
	Electroconductive	E	Black	0.31 {31}	60	60	–	–
	Impact Resistant	DIA	Cream	0.34 {35}				
		DIY	Green	0.44 {45}	–	–	–	–
Antibacterial/Mold Resistant	MWS	Cream	0.44 {45}	–	–	–	–	▲
Metal Detectable	MPD	Black	–	–	–	–	–	–
	MPW							

Note: 1. Shipped chain will consist of a number of standard chain lengths plus (if necessary) one fractional length having the number of links needed to make up the total chain length as ordered by the customer. Standard chain length is 120 links.  
 2. ● : Standard product    ○ : Made-to-order product    – : Not available  
 ▲ : Special configurations may be available. Contact a Tsubaki representative for further information.

### Chain (Stainless Steel Pins)

Material	Standard	Low Friction/Anti-Wear			Antibacterial/Mold Resistant	Ultra Low Friction	Impact Resistant		Approx. mass kg/m
		Material mark	LFW	LFG			LFB	MWS	
Tsubaki model no.	TPRF2040	TPRF2040-LFW	TPRF2040-LFG	TPRF2040-LFB	TPRF2040-MWS	TPRF2040-ULF	TPRF2040-DIA	TPRF2040-DIY	0.42 DIA: 0.36 DIY: 0.52

Note: 1. Plastic pins are not available. 2. As of July 2008, knurled connecting pins have been changed to D-pins. 3. Knurled-pin chain can be connected to D-pin chain.

### Sprockets

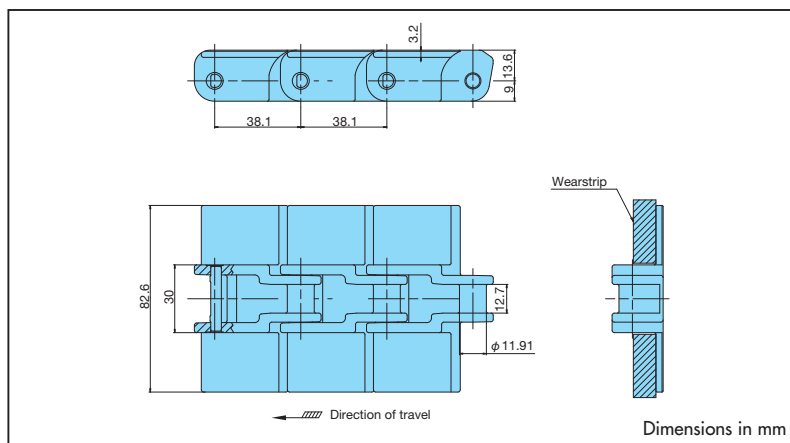

Use standard ANSI #C2040 sprockets with at least 19 teeth.



# ● TPRF2060

## Features

- Double-pitch top chain featuring wider plastic top plates for better product support.
- RF2060S sprockets can be used (19 teeth or more).



## ● Model Numbering

Chain type    Chain pitch    Chain material

**TPRF 2060 – LFB**

Note: Do not leave spaces between letters and symbols.

## ● Connecting Pin

1. 304 stainless steel D-pin  
Model no. RSP60-SUS-JPD

## Material

	Material	Material mark	Link color	Max. allowable load kN {kgf}	Max. allowable speed m/min		Operating temperature range °C	TPRF2060
					With lube	No lube		
Standard chain	Standard	–	Gray	0.88 {90}	60		-20 to 80	○
	Low Friction/Anti-Wear	LFW	White					
		LFG	Green					
	LFB	Brown						
Ultra Low Friction	ULF	Blue	–	–	–	–	▲	
Low Friction	WR	Green						
High-function chain	Heat Resistant/ High Speed	KV150	Black	–	–	–	–	–
		KV180						
		KV250						
	High Speed	HS	Cream	0.44 {45}	60		-20 to 80	○
	Chemical Resistant	Y	Matte white					
	Electroconductive	E	Black	0.62 {63}	60	60		○
	Impact Resistant	DIA	Cream	0.69{70}				
		DIY	Green	0.88{90}	–	–	–	–
Antibacterial/Mold Resistant	MWS	Cream	0.88{90}					
Metal Detectable	MPD	Black	–	–	–	–	–	▲
	MPW							

Note: 1. Shipped chain will consist of a number of standard chain lengths plus (if necessary) one fractional length having the number of links needed to make up the total chain length as ordered by the customer. Standard chain length is 80 links.

2. ○ : Made-to-order product    – : Not available    ▲ : Special configurations may be available. Contact a Tsubaki representative for further information.


## Chain (Stainless Steel Pins)

Material	Standard	Low Friction/Anti-Wear			Antibacterial/Mold Resistant	Ultra Low Friction	Impact Resistant		Approx. mass kg/m
		Material mark	LFW	LFG			LFB	MWS	
Tsubaki model no.	TPRF2060	TPRF2060 -LFW	TPRF2060 -LFG	TPRF2060 -LFB	TPRF2060-MWS	TPRF2060-ULF	TPRF2060 -DIA	TPRF2060 -DIY	0.9 DIA: 0.7 DIY: 1.1

Note: 1. Made-to-order product. 2. Plastic pins are not available.

## Sprockets

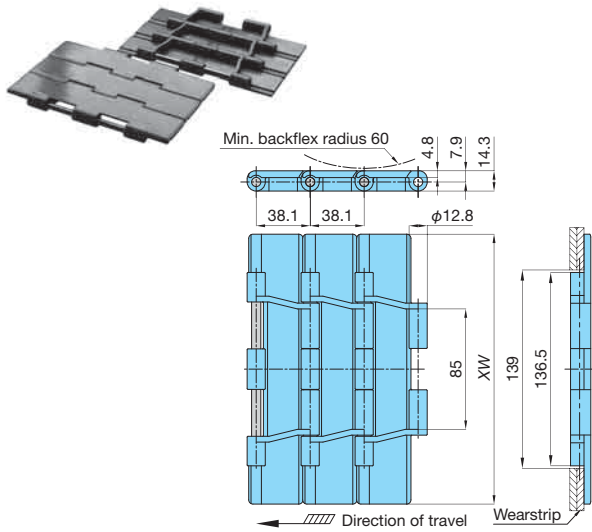
Use standard ANSI #C2060 sprockets with at least 19 teeth.



# Plastic Top Chain—Additional Options

Straight Running

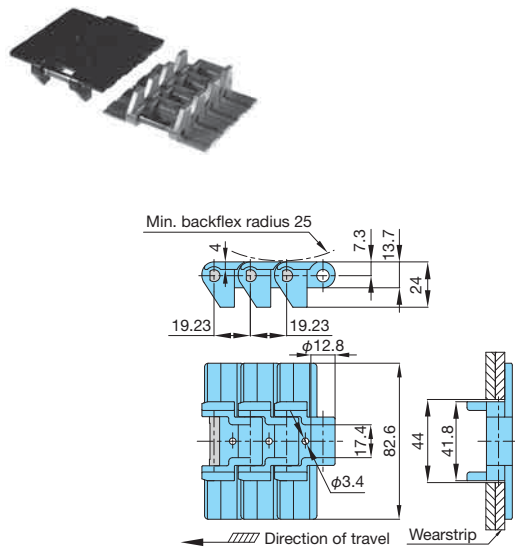
## ● TTPDH-Y



Material	Low Friction	Top plate width XW	Max. allowable load kN{kgf}	Approx. mass kg/m
Material mark	WR			
Link color	Green			
Connecting pin	Knurled pins			
Tsubaki model no.	TTPDH1905Y-WR	190.5	1.67 {170}	2.5
	TTPDH2540Y-WR	254.0		3.0
	TTPDH3048Y-WR	304.8		3.3

Note: 1. Made-to-order product.  
2. Plastic pins are not available.

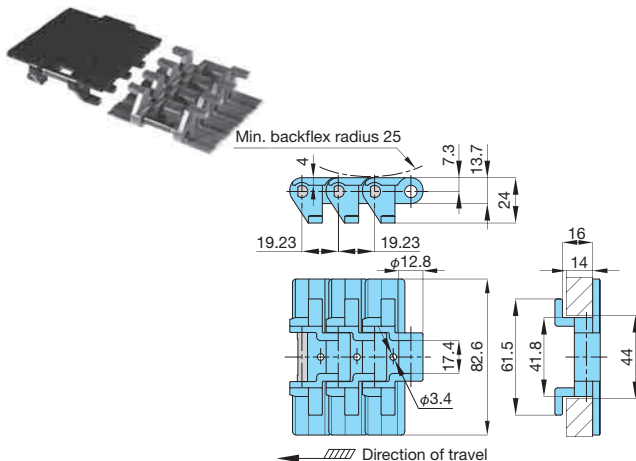
## ● TP-YS



Material	Low Friction	High Speed	Top plate width	Max. allowable load kN{kgf}	Approx. mass kg/m
Material mark	WR	HS			
Link color	Green	Cream			
Connecting pin	D-pins				
Tsubaki model no.	TP-YS32-WR	TP-YS32-HS	82.6	0.83 {85}	1.3

Note: 1. Made-to-order product.  
2. Plastic pins are not available.

## ● TP-YST



Material	Low Friction	High Speed	Top plate width	Max. allowable load kN{kgf}	Approx. mass kg/m
Material mark	WR	HS			
Link color	Green	Cream			
Connecting pin	D-pins				
Tsubaki model no.	TP-YST32-WR	TP-YST32-HS	82.6	0.83 {85}	1.4

Note: 1. Made-to-order product.  
2. Plastic pins are not available.

Dimensions in mm

# Plastic Top Chain TTUP

Sideflexing


## Features

- Most popular chain series designed for use in sideflexing conveyors. Simple construction facilitates washing and clean-up.
- Uses the same sprockets as TPS and TPU plastic top chains. Designed to allow common sprockets to be used.

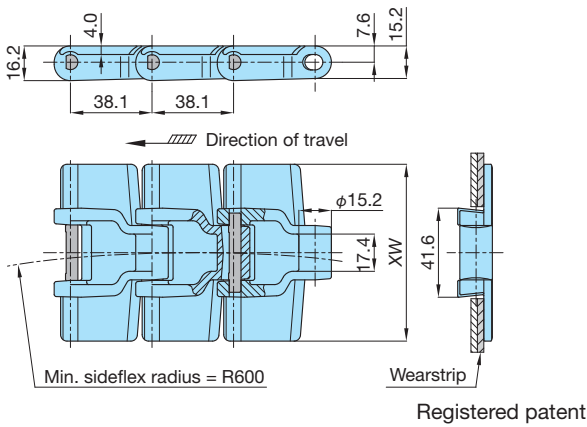
### ● Stainless Steel Pin Type



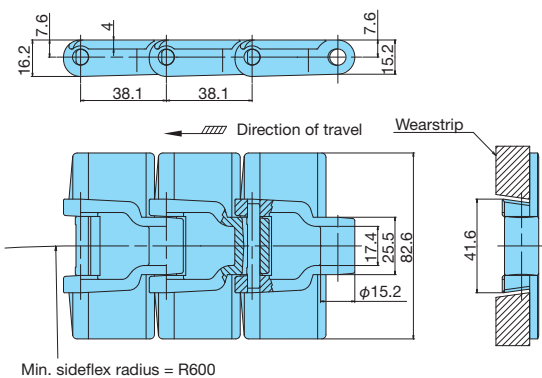
### ● Plastic Pin Type



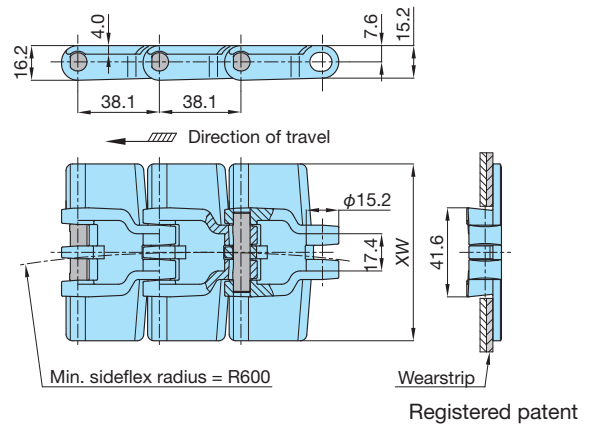
TTUP826 (materials other than those below), TTUP1143, TTUP1905



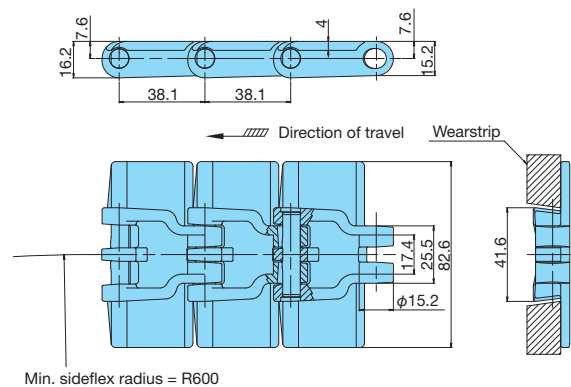
TTUP826-MWS, DIA, DIY, KV150, KV180, MPD, MPW



TTUP826P (materials other than those below), TTUP1143P



TTUP826P-MWS, DIY, MPW



### ● Model Numbering

Chain type Plate width Plastic pin Chain material  
**TTUP 826 P — ULF**

Note: Specify "P" only when pins are to be plastic.  
 Do not leave spaces between letters and symbols.

### ● Connecting Pin

1. 304 stainless steel D-pin  
 Model no. TTUP-SUS-JPD
2. Special engineering plastic D-pin, orange  
 Model no. TTUP-PLA-JPD

Dimensions in mm

Material

	Material	Material mark	Link color	Max. allowable load kN {kgf}		Max. allowable speed m/min		Operating temperature range °C	Stainless steel pin			Plastic pin	
				Stainless steel pin	Plastic pin	With lube	No lube		TTUP 826	TTUP 1143	TTUP 1905	TTUP 826P	TTUP 1143P
Standard chain	Standard	-	Gray	1.08 {110}	0.88 { 90}	100	50	-20 to 80 (60)	●	●	●	●	●
	Low Friction/Anti-Wear	LFW	White						○	○	○	○	○
		LFG	Green						●	●	●	●	●
		LFB	Brown						○	○	○	○	○
	Ultra Low Friction	ULF	Blue						○	○	○	○	○
Low Friction	WR	Green	●	●	○	●	●						
High-function chain	Heat Resistant/High Speed	KV150	Black	0.98 {100}	-	-	200	-20 to 150	○	-	-	-	-
		KV180				200			-20 to 180	-	-	-	-
		KV250				-			-	-	-	-	-
	High Speed	HS	Cream	-	-	-	-	-	-	-	-	-	-
	Chemical Resistant	Y	Matte white	0.54 { 55}	0.44 { 45}	100	50	-20 to 80 (60)	○	○	○	▲	▲
	Electroconductive	E	Black	0.76 { 77}	0.62 { 63}							○	○
	Impact Resistant	DIA	Cream	0.83 { 85}	-	100	50	-20 to 80 (60)	○	○	○	-	-
		DIY	Green		0.69 { 70}							○	○
	Antibacterial/Mold Resistant	MWS	Cream	1.08 {110}	0.88 { 90}	-	-	-	-	-	-	-	-
	Metal Detectable	MPD	Black	0.83 { 85}	-	-	-	-20 to 60	▲	▲	-	○	○
MPW		-		0.34 { 35}	50	-	-	-	-	-	-	-	

Note: 1. Shipped chain will consist of a number of standard chain lengths plus (if necessary) one fractional length having the number of links needed to make up the total chain length as ordered by the customer. Standard chain length is 80 links.  
 2. ● : Standard product ○ : Made-to-order product - : Not available  
 ▲ : Special configurations may be available. Contact a Tsubaki representative for further information.  
 3. Operating temperature of (60) is for using plastic-pin chain in wet conditions.

Chain (Stainless Steel Pins)

Material	Standard	Low Friction/Anti-Wear			Low Friction	Top plate width XW mm	Approx. mass kg/m
Material mark	-	LFW	LFG	LFB	WR		
Tsubaki model no.	TTUP826	TTUP826-LFW	TTUP826-LFG	TTUP826-LFB	TTUP826-WR	82.6	1.0
	TTUP1143	TTUP1143-LFW	TTUP1143-LFG	TTUP1143-LFB	TTUP1143-WR	114.3	1.1
	TTUP1905	TTUP1905-LFW	TTUP1905-LFG	TTUP1905-LFB	TTUP1905-WR	190.5	1.6

Material	Ultra Low Friction	Impact Resistant		Heat Resistant/High Speed	Top plate width XW mm	Approx. mass kg/m
Material mark	ULF	DIA	DIY	KV150, KV180		
Tsubaki model no.	TTUP826-ULF	TTUP826-DIA	TTUP826-DIY	TTUP826-KV150 TTUP826-KV180	82.6	1.0 DIA: 0.85 DIY: 1.20
	TTUP1143-ULF	TTUP1143-DIA	TTUP1143-DIY	-	114.3	1.1 DIA: 0.95 DIY: 1.35
	TTUP1905-ULF	TTUP1905-DIA	TTUP1905-DIY	-	190.5	1.6 DIA: 1.35 DIY: 1.95

Chain (Plastic Pins)

Material	Low Friction/Anti-Wear			Low Friction	Ultra Low Friction	Impact Resistant	Top plate width XW mm	Approx. mass kg/m
Material mark	LFW	LFG	LFB	WR	ULF	DIY		
Tsubaki model no.	TTUP826P-LFW	TTUP826P-LFG	TTUP826P-LFB	TTUP826P-WR	TTUP826P-ULF	TTUP826P-DIY	82.6	0.7 DIY: 0.9
	TTUP1143P-LFW	TTUP1143P-LFG	TTUP1143P-LFB	TTUP1143P-WR	TTUP1143P-ULF	TTUP1143P-DIY	114.3	0.8 DIY: 1.05

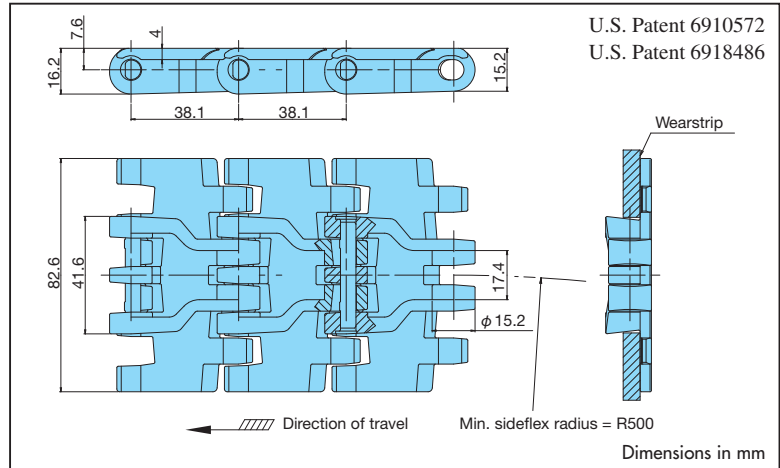

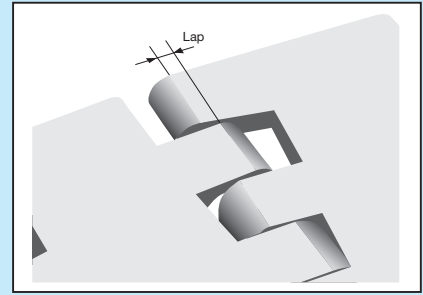
Note: 1. The plastic connecting pin is colored orange so as to distinguish it from base-chain pins (colored white).  
 2. As of October 2008, the shape of the TTUP826 links was changed (except for MWS [Antibacterial/Mold Resistant] series and DIA/DIY [Impact Resistant] series).  
 3. New chain cannot be connected to an old chain model. When replacing an old chain model, always replace the entire chain.

# Plastic Top Chain TTUPH

Sideflexing

## Features

- Comb-toothed plates minimize gaps between links. Ideal for conveying unstable containers such as plastic bottles and dessert cups.
- Surface of top plate is flatter and smoother. Effective in preventing container wobbling and tip-over during conveyance.
- Same basic dimensions as TTUP plastic top chain. Can provide stable container conveyance simply by replacing the chain.
- Both ends of the plate are slightly chamfered, ensuring smooth lateral plate-to-plate transfers between adjacent chains.



## Model Numbering

Chain type

Plate width

Chain material

**TTUPH 826 — ULF**

Note: Do not leave spaces between letters and symbols.

## Connecting Pin

- 304 stainless steel D-pin  
Model no. TTUP-SUS-JPD

## Material

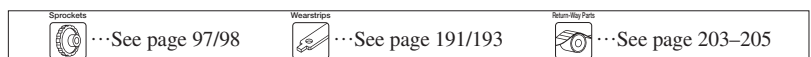
	Material	Material mark	Link color	Max. allowable load kN {kgf}	Max. allowable speed m/min		Operating temperature range °C	TTUPH	
					With lube	No lube			
Standard chain	Standard	—	Gray	1.08 {110}	100	50	-20 to 80	○	
	Low Friction/Anti-Wear	LFW	White					●	
		LFG	Green					●	
	LFB	Brown	●						
Ultra Low Friction	ULF	Blue	▲						
High-function chain	Heat Resistant/ High Speed	KV150	Black	—	—	—	—	—	
		KV180						—	
		KV250						—	
	High Speed	HS	Cream	0.54 { 55}	100	50	-20 to 80	○	
	Chemical Resistant	Y	Matte white						
	Electroconductive	E	Black						
	Impact Resistant	DIA	Cream						
	Antibacterial/Mold Resistant	DIY	Green	0.83 { 85}	100	—	—	—	○
		MWS	Cream						
		MPD	Black						
Metal Detectable	MPW	Black	—	—	—	—	—	▲	

Note: 1. Shipped chain will consist of a number of standard chain lengths plus (if necessary) one fractional length having the number of links needed to make up the total chain length as ordered by the customer. Standard chain length is 80 links.  
2. ● : Standard product ○ : Made-to-order product — : Not available ▲ : Special configurations may be available. Contact a Tsubaki representative for further information.

## Chain (Stainless Steel Pins)

Material	Standard	Low Friction/Anti-Wear			Ultra Low Friction	Impact Resistant		Approx. mass kg/m
		LFW	LFG	LFB		DIA	DIY	
Material mark	—	LFW	LFG	LFB	ULF	DIA	DIY	1.0 DIA: 0.85 DIY: 1.20
Tsubaki model no.	TTUPH826	TTUPH826-LFW	TTUPH826-LFG	TTUPH826-LFB	TTUPH826-ULF	TTUPH826-DIA	TTUPH826-DIY	

Note: Plastic pins are not available.



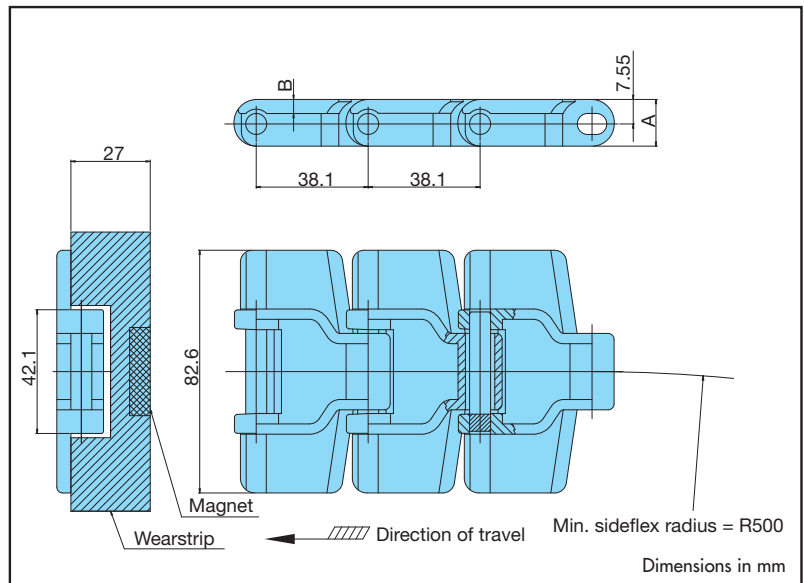



# Plastic Top Chain TTUP(T)-M

Sideflexing

## Features

- Combining a magnetic wearstrip prevents the chain from floating in curved sections.



## Model Numbering

Chain type Plate width Chain type Chain material  
**TTUP 826 M — LFB**

Note: Do not leave spaces between letters and symbols.

## Chain (Stainless Steel Pins)

Tsubaki model no.	Link height A mm	Plate thickness B mm	Top plate		Max. allowable load kN {kgf}	Approx. mass kg/m	Operating temperature range °C	Max. allowable speed m/min	
			Material	Link color				With lube	No lube
TTUP826M-LFB	15.1	4.0	Low friction	Brown	0.98 {100}	1.05	-20 to 80 (65)	100	50
TTUPT826M-LFB	15.9	4.8				1.15			

- Note:
- Standard product.
  - Shipped chain will consist of a number of standard chain lengths plus (if necessary) one fractional length having the number of links needed to make up the total chain length as ordered by the customer. Standard chain length is 80 links.
  - Available only in LFB (Low Friction/Anti-Wear) material.
  - Plastic pins are not available.
  - Contact a Tsubaki representative regarding magnetic corner rails.
  - Operating temperature of (65) is for wet conditions.



...See page 97/98



...See page 191/193




...See page 203–205

# Plastic Top Chain TTUPS

Sideflexing

## Features

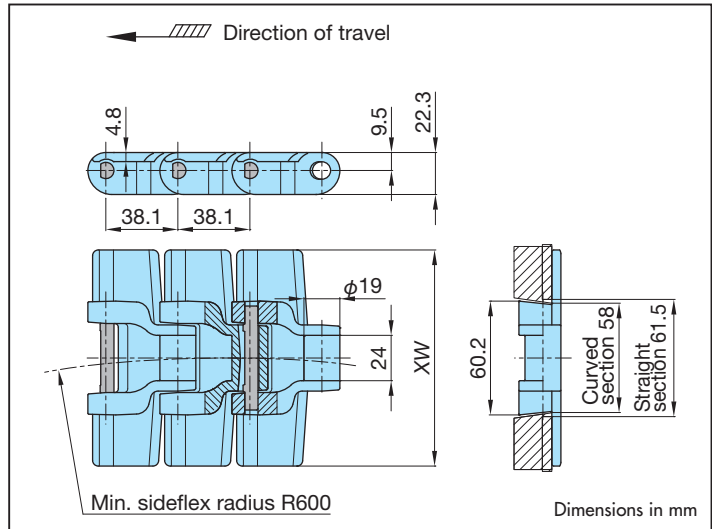
- Chain is 1.8 times stronger than TTUP chains. Suitable for higher load applications.
- Can handle larger and heavier products.



## Model Numbering

Chain type    Plate width    Chain material  
**TTUPS 1143 — LFG**

Note: Do not leave spaces between letters and symbols.



## Material

	Material	Material mark	Link color	Max. allowable load kN {kgf}	Max. allowable speed m/min		Operating temperature range °C	TTUPS 1143	TTUPS 1270	TTUPS 1524	TTUPS 1905	
					With lube	No lube						
Standard chain	Standard	—	Gray	1.96 {200}	90	40	-20 to 80	▲	▲	▲	▲	
	Low Friction/Anti-Wear	LFW	White	—	—	—	—	—	—	—	—	
		LFG	Green	1.96 {200}	90	40	-20 to 80 (65)	○	○	○	○	
		LFB	Brown	—	—	—	—	—	—	—	—	
	Ultra Low Friction	ULF	Blue	1.96 {200}	90	40	-20 to 80 (65)	▲	▲	▲	▲	
Low Friction	WR	Green	1.96 {200}	90	40	-20 to 80	▲	▲	▲	▲		
High-function chain	Heat Resistant/ High Speed	KV150	Black	—	—	—	—	—	—	—	—	
		KV180										
		KV250										
	High Speed	HS	Cream	—	—	—	—	—	—	—	—	
	Chemical Resistant	Y	Matte white	1.57 {160}	90	40	-20 to 80	▲	▲	▲	▲	
	Electroconductive	E	Black	1.76 {180}	90	40	-20 to 80	▲	▲	▲	▲	
	Impact Resistant	DIA	Cream	—	—	—	—	—	—	—	—	—
		DIY	Green									
	Antibacterial/Mold Resistant	MWS	Cream	—	—	—	—	—	—	—	—	—
Metal Detectable	MPD	Black	—	—	—	—	—	—	—	—	—	
	MPW											

Note: 1. ○ : Made-to-order product    — : Not available    ▲ : Special configurations may be available. Contact a Tsubaki representative for further information.  
 2. Operating temperature of (65) is for wet conditions.

## Chain (Stainless Steel Pins)

Material	Low Friction/Anti-Wear	Plate width XW mm	Approx. mass kg/m
Material mark	LFG		
Tsubaki model no.	TTUPS1143-LFG	114.3	1.9
	TTUPS1270-LFG	127.0	2.0
	TTUPS1524-LFG	152.4	2.1
	TTUPS1905-LFG	190.5	2.3

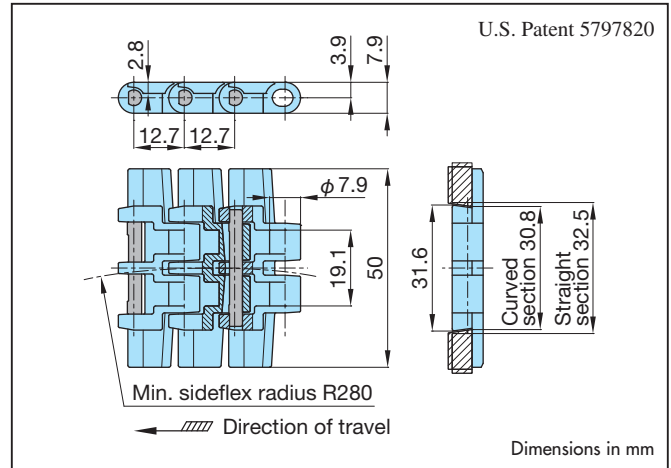
Note: 1. TTUPS plastic top chain cannot be connected to UTD-S slatband chain with knurled connecting pins sold prior to June 2005.  
 2. Plastic pins are not available.

# Plastic Top Chain TTUPM-P

Sideflexing

## Features

- Small chain pitch of 12.7mm is effective in lowering conveyor noise level and reducing the gap between the end of one conveyor and the start of the next conveyor.
- With a plate width of 50mm, this plastic top chain is ideal for conveying small objects.



## Model Numbering

Chain type	Plate width	Plastic pin	Chain material
<b>TTUPM</b>	<b>500</b>	<b>P</b>	<b>LFB</b>

Note: Do not leave spaces between letters and symbols.

## Material

	Material	Material mark	Link color	Max. allowable load kN {kgf}	Max. allowable speed m/min		Operating temperature range °C	TTUPM500P				
					With lube	No lube						
Standard chain	Standard	-	Gray	0.25 {25}	60	40	-20 to 80 (60)	▲				
		LFW	White					○				
	Low Friction/Anti-Wear	LFG	Green	-	-	-	-	-				
		LFB	Brown	-	-	-	-	●				
	Ultra Low Friction	ULF	Blue	0.25 {25}	60	40	-20 to 80 (60)	▲				
Low Friction	WR	Green	-									
High-function chain	Heat Resistant/High Speed	KV150	Black	-	-	-	-	-				
		KV180						○				
	High Temperature/Chemical Resistant	HTW	White					-				
	High Speed	HS	Cream					-				
	Chemical Resistant	Y	Matte white					-				
	Electroconductive	E	Black					0.20 {20}	60	40	-20 to 80 (60)	▲
	Impact Resistant	DIA	Cream					-	-	-	-	-
		DIY	Green					-	-	-	-	-
	Antibacterial/Mold Resistant	MWS	Cream					-	-	-	-	-
Metal Detectable	MPD	Black	-	-	-	-	-					
	MPW		-									

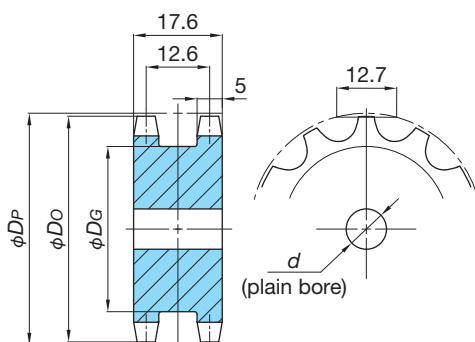
Note: 1. ● : Standard product ○ : Made-to-order product - : Not available  
 ▲ : Special configurations may be available. Contact a Tsubaki representative for further information.  
 2. Operating temperature of (60) is for wet conditions.

## Chain (Plastic Pins)

Material	Low Friction/Anti-Wear	Plate width mm	Approx. mass kg/m
Material mark	LFB		
Tsubaki model no.	TTUPM500P-LFB	50	0.3

Note: 1. Standard product.  
 2. The plastic connecting pin is colored orange so as to distinguish it from base-chain pins (colored white).

## Sprockets



Tsubaki model no.	Teeth	Pitch diameter DP mm	Outside diameter DO mm	Groove diameter DG mm	Bore diameter d mm		Approx. mass kg	Material
					Plain bore	Max.		
TTUPM1100T	11	45.1	45.0	32	8	20	0.03	UHMW-PE
TTUPM1300T	13	53.1	53.3	40		25	0.04	
TTUPM1500T	15	61.1	61.4	48		30	0.05	


Note: 1. Made-to-order product.  
 2. Operating temperature range is -20°C to 60°C. Use stainless steel sprockets (made-to-order product) when operating temperatures exceed 60°C.

# Plastic Top Chain TPU

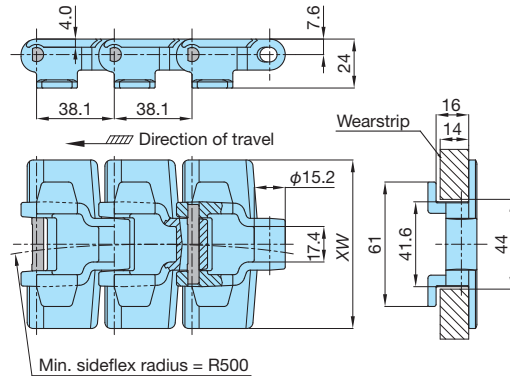
Sideflexing

## Features

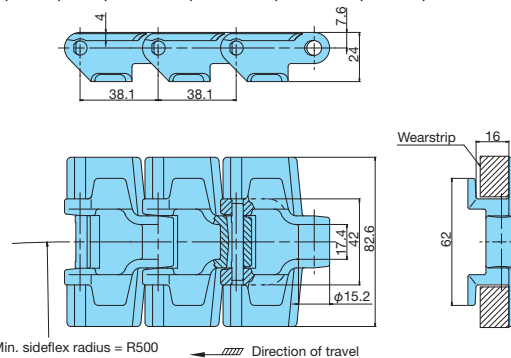
- Equipped with float-preventive tabs. Keeps the chain securely in position on corner turns and in incline/decline sections, as well as preventing damage (scratches, etc.) to the top surface of the plates on the return way.
- Uses the same sprockets as TPS and TTUP sideflexing plastic top chains. Designed to allow common sprockets to be used.
- Models with plastic pins also available. All-plastic construction means light weight and easy handling. Longer service life under water lubrication than stainless steel pins.



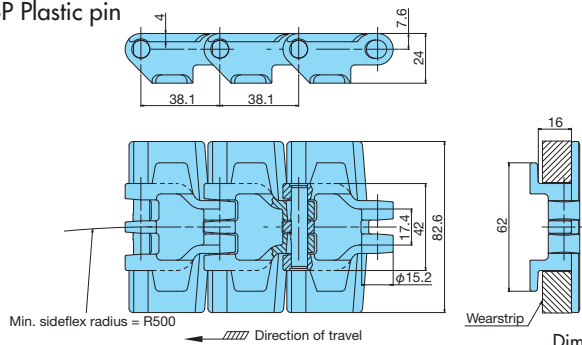
TPU826 (materials other than those below), TPU1143



TPU826-MWS, DIA, DIY, KV150, KV180, KV250, MPD, MPW



TPU826P Plastic pin



Dimensions in mm

## Model Numbering

Chain type	Plate width	Plastic pin	Tab	Chain material
<b>TPU</b>	<b>826</b>	<b>P</b>	<b>T</b>	<b>LFB</b>

Note: Specify "P" only when pins are to be plastic.  
Do not leave spaces between letters and symbols.

## Connecting Pin

1. 304 stainless steel D-pin  
Model no. TTUP-SUS-JPD
2. Special engineering plastic D-pin, orange  
Model no. TPS-PLA-JPD

Material

	Material	Material mark	Link color	Max. allowable load kN {kgf}		Max. allowable speed m/min		Operating temperature range °C	TPU 826-T	TPU 1143-T	TPU 826P-T
				Stainless steel pin	Plastic pin	With lube	No lube				
Standard chain	Standard	-	Gray	0.98 {100}	0.88 {90}	100	50	-20 to 80 (60)	●	●	○
	Low Friction/Anti-Wear	LFW	White						○	▲	
		LFG	Green						●	○	
		LFB	Brown						○	○	
	Ultra Low Friction	ULF	Blue						○	○	
Low Friction	WR	Green	○	○							
High-function chain	Heat Resistant/High Speed	KV150	Black	-	-	200	-	-20 to 150	○	-	-
		KV180							-20 to 180		
		KV250									
	High Speed	HS	Cream	-	-	-	-	-	-	-	
	Chemical Resistant	Y	Matte white	0.49 { 50}	0.44 {45}	100	50	-20 to 80 (60)	○	▲	○
	Electroconductive	E	Black	0.69 { 70}	0.62 {63}						
	Impact Resistant	DIA	Cream	0.78 { 80}	-	-					
		DIY	Green		0.69 {70}	100					
	Antibacterial/Mold Resistant	MWS	Cream	0.98 {100}	0.88 {90}	100	-	-	-	-	-
	Metal Detectable	MPD	Black	-	-	-	-	-	-	▲	-
MPW											

- Note: 1. Shipped chain will consist of a number of standard chain lengths plus (if necessary) one fractional length having the number of links needed to make up the total chain length as ordered by the customer. Standard chain length is 80 links.  
 2. ● : Standard product ○ : Made-to-order product - : Not available  
 ▲ : Special configurations may be available. Contact a Tsubaki representative for further information.  
 3. The connecting pin is colored orange so as to distinguish it from base-chain pins (colored white).  
 4. Operating temperature of (60) is for using plastic-pin chain in wet conditions.

Chain (Stainless Steel Pins)

Material	Standard	Low Friction/Anti-Wear			Ultra Low Friction	Low Friction	Impact Resistant		Heat Resistant/High Speed	Top plate width	Approx. mass kg/m
Material mark	-	LFW	LFG	LFB	ULF	WR	DIA	DIY	KV150/180/250	XW mm	
Tsubaki model no.	TPU826-T	TPU826-T-LFW	TPU826-T-LFG	TPU826-T-LFB	TPU826-T-ULF	TPU826-T-WR	TPU826-T-DIA	TPU826-T-DIY	TPU826-T-KV150 TPU826-T-KV180 TPU826-T-KV250	82.6	1.0 DIA: 0.85 DIY: 1.20
	TPU1143-T	TPU1143-T-LFW	TPU1143-T-LFG	TPU1143-T-LFB	TPU1143-T-ULF	TPU1143-T-WR	-	-	-	114.3	1.2

Chain (Plastic Pins)

Material	Low Friction/Anti-Wear			Ultra Low Friction	Impact Resistant	Approx. mass kg/m
Material mark	LFW	LFG	LFB	ULF	DIY	
Tsubaki model no.	TPU826P-T-LFW	TPU826P-T-LFG	TPU826P-T-LFB	TPU826P-T-ULF	TPU826P-T-DIY	0.8 DIY: 1.0

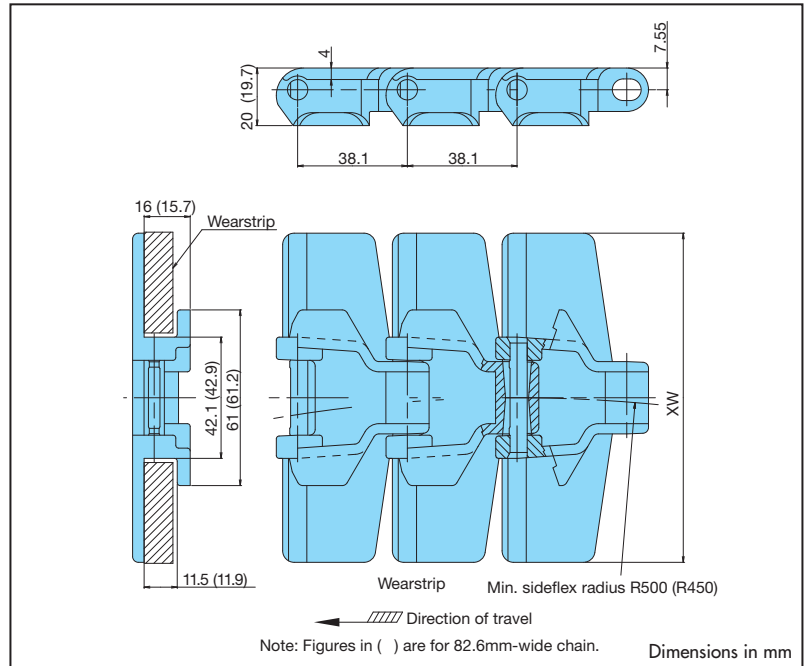

- Note: 1. As of October 2008, the shape of the float-preventive tabs for stainless steel pin chains changed. Float-preventive tabs for plastic pin chains remain unchanged.  
 2. New chain can be connected to an old chain model.

# Plastic Top Chain TPU-LH

Sideflexing

## Features

- Link height is lower than TPU chain, enabling more compact conveyor layouts.
- The 114.3mm plate width is wider than TPU chain, allowing it to be used to convey larger objects.



## ● Model Numbering

(XW=82.6)

Chain type	Tab	Plate width	Chain material
<b>TP-880</b>	<b>TAB</b>	<b>K325</b>	<b>LFB</b>

325 = 3.25 inches  
= 82.6mm

Note: Do not leave spaces between letters and symbols.

(XW=114.3)

Chain type	Plate width	Chain type	Tab	Chain material
<b>TPU</b>	<b>1143</b>	<b>LH</b>	<b>T</b>	<b>LFB</b>

Note: Do not leave spaces between letters and symbols.

## Chain (Stainless Steel Pins)

Tsubaki model no.	Top plate			Max. allowable load kN {kgf}	Approx. mass kg/m	Operating temperature range °C	Max. allowable speed m/min		
	Width XW mm	Material	Link color				With lube	No lube	
TPU1143-LH-T-LFB	114.3	Low friction	Brown	0.98 {100}	0.94	-20 to 80 (65)	100	50	
TP-880TAB-K325-LFB	82.6			Ultra low friction	Blue				1.08 {110}
TP-880TAB-K325-LFG		Green							
TP-880TAB-K325-ULF		Blue							

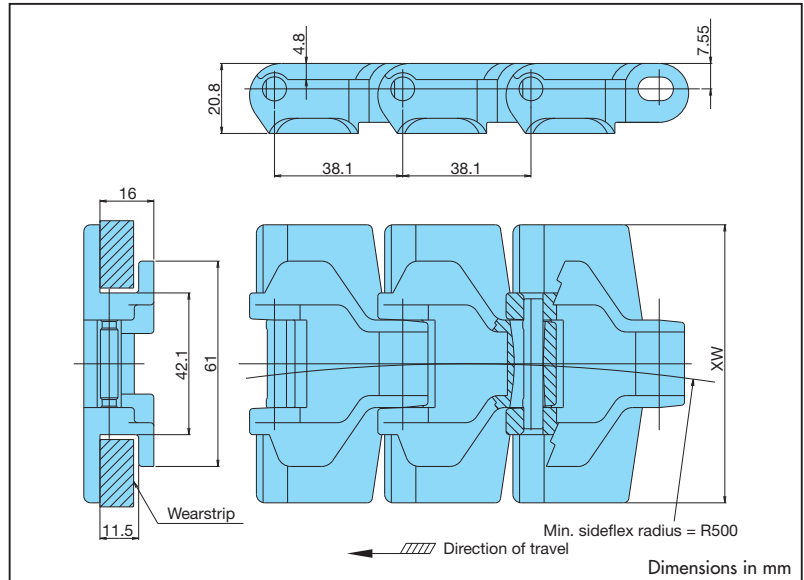

- Note: 1. Shipped chain will consist of a number of standard chain lengths plus (if necessary) one fractional length having the number of links needed to make up the total chain length as ordered by the customer. Standard chain length is 80 links.  
 2. Available only in LFB (Low Friction/Anti-Wear) material (114.3mm-wide chain only).  
 3. Operating temperature of (65) is for wet conditions.

# Plastic Top Chain TPUT-LH

Sideflexing

## Features

- Link height is lower than TPU chain, enabling more compact conveyor layouts.
- Plate thickness (4.8mm) is thicker than TPU chain. Ideal for applications where the plates would be susceptible to wear.



## Model Numbering

Chain type | Plate width | Chain type | Tab | Chain material  
**TPUT 826 — LH — T — LFB**

Note: Do not leave spaces between letters and symbols.

## Chain (Stainless Steel Pins)

Tsubaki model no.	Plate width XW mm	Top plate		Max. allowable load kN {kgf}	Approx. mass kg/m	Operating temperature range °C	Max. allowable speed m/min	
		Material	Link color				With lube	No lube
TPUT826-LH-T-LFB	82.6	Low friction	Brown	0.98 {100}	0.98	-20 to 80 (65)	100	50
TPUT1143-LH-T-LFB	114.3				1.14			

- Note:
1. Standard product.
  2. Shipped chain will consist of a number of standard chain lengths plus (if necessary) one fractional length having the number of links needed to make up the total chain length as ordered by the customer. Standard chain length is 80 links.
  3. Available only in LFB (Low Friction/Anti-Wear) material.
  4. Plastic pins are not available.
  5. Operating temperature of (65) is for wet conditions.



...See page 97/98



...See page 191/193



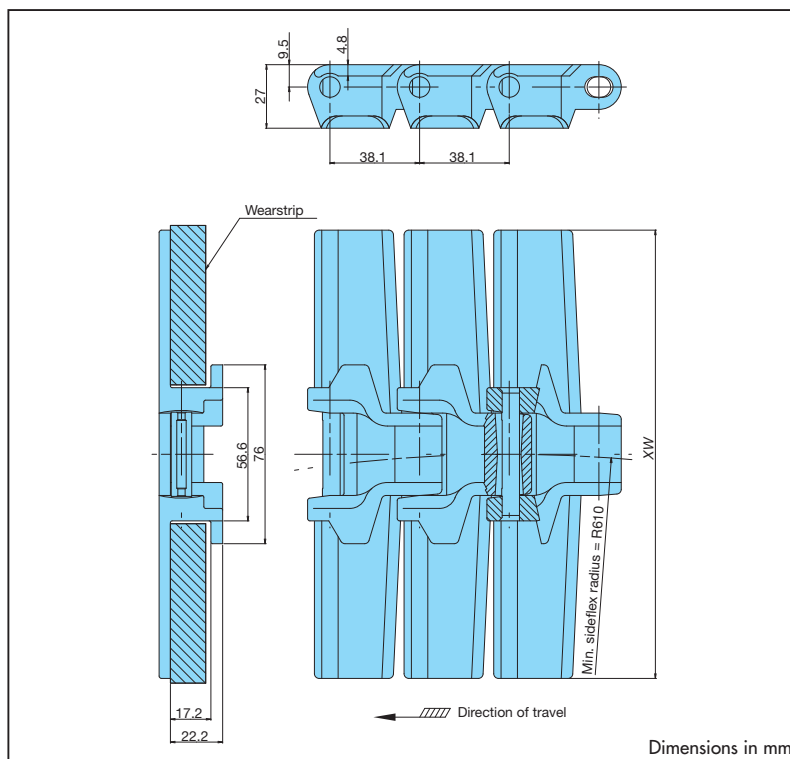

...See page 203–205

# Plastic Top Chain TPUS

Sideflexing

## Features

- Approx. 2.2 times higher maximum allowable load than TPU chain. Ideal for higher load applications.
- Plates are wider, and thus can be used to convey larger objects.



## Model Numbering

Chain type   Plate width   Tab   Chain material

**TPUS 1905 — T — LFB**

Note: Do not leave spaces between letters and symbols.

## Chain (Stainless Steel Pins)

Tsubaki model no.	Plate width XW mm	Top plate		Max. allowable load kN {kgf}	Approx. mass kg/m	Operating temperature range °C	Max. allowable speed m/min	
		Material	Link color				With lube	No lube
TPUS1143-T-LFB	114.3	Low friction	Brown	2.16 {220}	2.03	-20 to 80 (65)	80	50
TPUS1905-T-LFB	190.5				2.46			
TPUS2540-T-LFB	254.0				2.87			
TPUS3048-T-LFB	304.8				3.41			

- Note:
1. Standard product.
  2. Shipped chain will consist of a number of standard chain lengths plus (if necessary) one fractional length having the number of links needed to make up the total chain length as ordered by the customer. Standard chain length is 80 links.
  3. Available only in LFB (Low Friction/Anti-Wear) material.
  4. Plastic pins are not available.
  5. Operating temperature of (65) is for wet conditions.



...See page 191/193



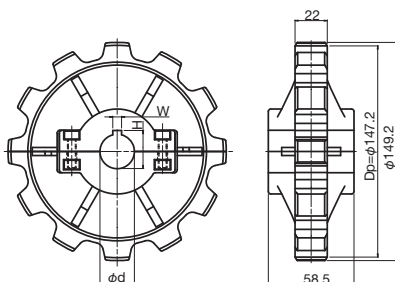
...See page 203-205



Applicable chain

TPUS, TPUS-LBP

## ● Sprockets



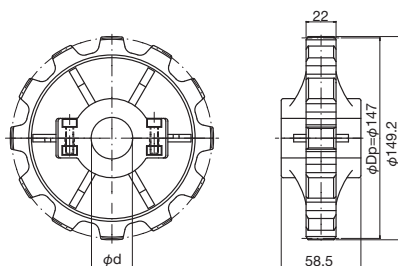
Type: Split  
 Material: Bolt: Stainless steel  
 Nut: Brass + nickel plating  
 Body: Reinforced polyamide  
 Color: Black  
 Keyway: DIN 6885 key seat

Tsubaki model no.	Teeth	Shaft diameter d	Keyway		Approx. mass kg
			W	H	
TP-C12115T-SPR	12	30	8	33.3	0.37
TP-C12117T-SPR		40	12	43.3	0.34

- Note: 1. Standard product.  
 2. Operating temperature range: -20°C to 80°C  
 3. Bolt tightening torque: 6 N·m {0.61 kgf·m}  
 4. When assembling the halves of the sprocket, do not mix the halves with halves from other sprockets.



## ● Idler Wheels



Type: Split  
 Material: Bolt: Stainless steel  
 Nut: Brass + nickel plating  
 Body: Polyamide  
 Color: Black

Tsubaki model no.	Teeth	Shaft diameter d	Approx. mass kg
TP-C12120T-IW	12	30	0.33
TP-C12122T-IW		40	0.30

- Note: 1. Standard product.  
 2. Operating temperature range: -20°C to 80°C  
 3. Bolt tightening torque: 6 N·m {0.61 kgf·m}  
 4. When assembling the halves of the sprocket, do not mix the halves with halves from other sprockets.

## ● Model Numbering

Top chain component    Code    Sprocket or idler wheel

**TP-C    12115T    -    SPR**

SPR: Sprocket  
 IW: Idler wheel

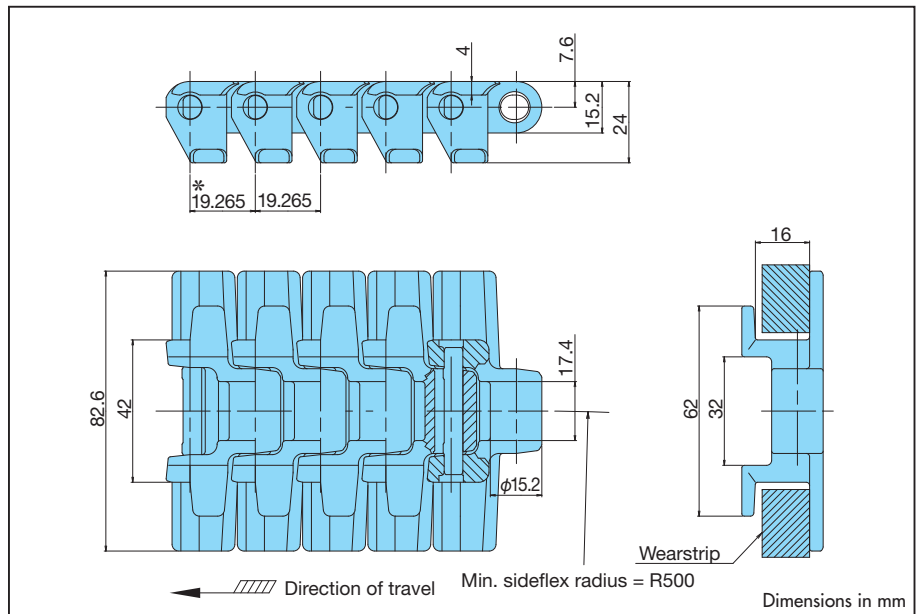

Note: Do not leave spaces between letters and symbols.

# Plastic Top Chain TPUM

Sideflexing

## Features

- TPUM chain series designed for use in sideflexing conveyors. Chain pitch is approximately one-half of conventional conveyor chains, effectively lowering conveyor noise level and reducing the gap between the end of one conveyor and the start of the next conveyor.
- Type TPS sprockets (odd number of teeth) can be used. Designed to allow common sprockets to be used.
- Equipped with float-preventive tabs. Keeps the chain securely in position in incline/decline sections, as well as preventing damage (scratches, etc.) to the top surface of the plates on the return way.



\* Pitch ( $p = 19.265$ ) has been designed for engagement with TPS sprockets (TTUP1012T; number of actual teeth is 21).

## Model Numbering

Chain type | Plate width | Tab | Chain material  
**TPUM 826 - T - LFB**

Note: Do not leave spaces between letters and symbols.

## Connecting Pin

1. 304 stainless steel D-pin  
 Model no. TTUP-SUS-JPD

## Material

	Material	Material mark	Link color	Max. allowable load kN {kgf}	Max. allowable speed m/min		Operating temperature range °C	TPUM
					With lube	No lube		
Standard chain	Standard	-	Gray	0.98 {100}	100	50	-20 to 80	○
	Low Friction/Anti-Wear	LFW	White					
		LFG	Green					
		LFB	Brown					
	Ultra Low Friction	ULF	Blue					
Low Friction	WR	Green	-	-	-	-	▲	
High-function chain	Heat Resistant/ High Speed	KV150	Black	-	-	-	-	-
		KV180						
		KV250						
	High Speed	HS	Cream	0.49 { 50}	100	-	-	-
	Chemical Resistant	Y	Matte white					
	Electroconductive	E	Black	0.69 { 70}	-	50	-20 to 80	○
	Impact Resistant	DIA	Cream	0.78 { 80}				
		DIY	Green	0.98 {100}	100	-	-	-
Antibacterial/Mold Resistant	MWS	Cream						
Metal Detectable	MPD	Black	-	-	-	-	-	
	MPW							

Note: 1. Shipped chain will consist of a number of standard chain lengths plus (if necessary) one fractional length having the number of links needed to make up the total chain length as ordered by the customer. Standard chain length is 160 links.  
 2. ○ : Made-to-order product    - : Not available    ▲ : Special configurations may be available. Contact a Tsubaki representative for further information.

### Chain (Stainless Steel Pins)

Material	Standard	Low Friction/Anti-Wear			Antibacterial/ Mold Resistant	Ultra Low Friction	Impact Resistant		Approx. mass kg/m
Material mark	—	LFW	LFG	LFB	MWS	ULF	DIA	DIY	
Tsubaki model no.	TPUM826-T	TPUM826-T-LFW	TPUM826-T-LFG	TPUM826-T-LFB	TPUM826-T- MWS	TPUM826-T-ULF	TPUM826-T-DIA	TPUM826-T-DIY	1.4 DIA: 1.2 DIY: 1.7

Note: Plastic pins are not available.



...See page 97



...See page 191/193



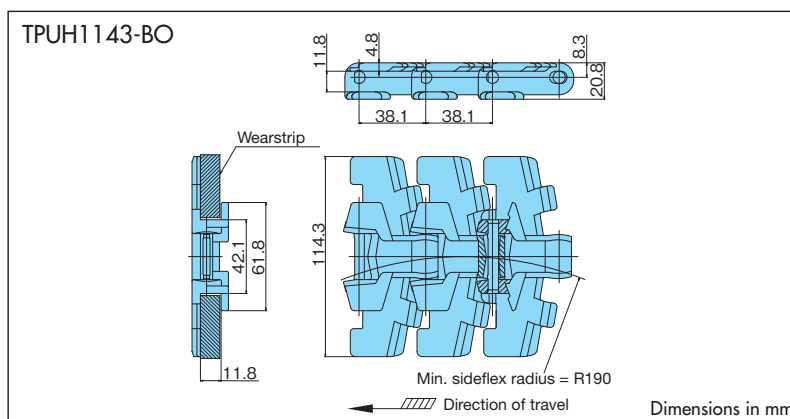
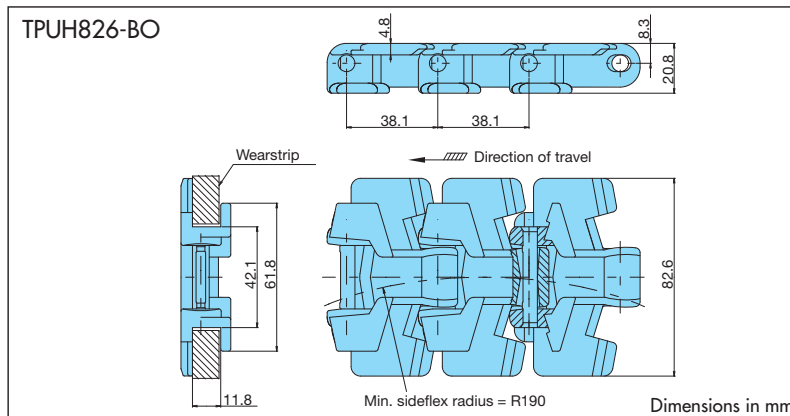

...See page 203–205

# Plastic Top Chain TPUH-BO

Sideflexing

## Features

- Sideflex radius is smaller (190mm) than TTUP or TPU chain, enabling more compact conveyor layouts.
- Comb-toothed plates minimize gaps between links. Ideal for conveying unstable containers such as dessert cups.



## Model Numbering

Chain type | Plate width | Chain type | Tab | Chain material

**TPUH 826 — BO — T — LFB**

Note: Do not leave spaces between letters and symbols.

## Chain (Stainless Steel Pins)

Tsubaki model no.	Plate width XW mm	Top plate		Max. allowable load kN {kgf}	Approx. mass kg/m	Operating temperature range °C	Max. allowable speed m/min	
		Material	Link color				With lube	No lube
TPUH826-BO-T-LFB	82.6	Low friction	Brown	0.98 {100}	1.08	-20 to 80 (65)	100	50
TPUH1143-BO-T-LFB	114.3				1.20			

- Note:
1. Shipped chain will consist of a number of standard chain lengths plus (if necessary) one fractional length having the number of links needed to make up the total chain length as ordered by the customer. Standard chain length is 80 links.
  2. Available only in LFB (Low Friction/Anti-Wear) material.
  3. Plastic pins are not available.
  4. Operating temperature of (65) is for wet conditions.



...See page 97/98



...See page 191/193

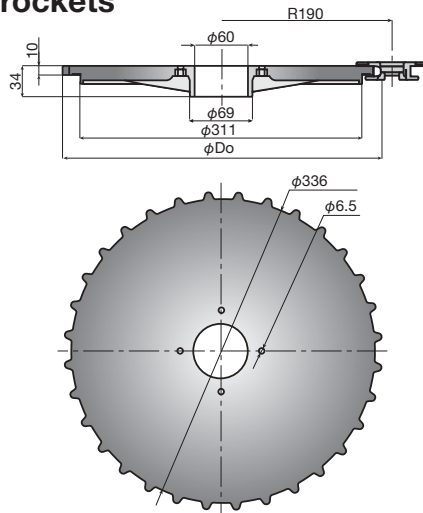


...See page 203-205

Applicable chain

TPUH-BO

## ● Horizontal Sprockets



Tsubaki model no.	Teeth	Outside diameter Do
TP-C12781LT-SPR	32	352

Note: 1. For applications other than horizontal conveyance, use sprockets for TPS chains. See page 97.98  
 2. Do not use to convey unstable containers. They may wobble and tip over during conveyance.  
 3. Must be used together with TP-C12773T-HB hub.

### Specifications

Sprocket

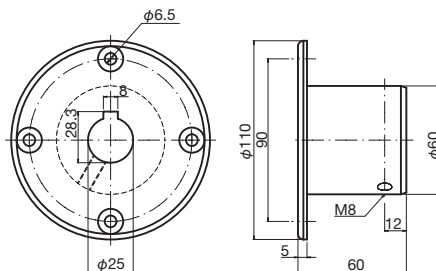
Material: Polyamide (black)

Hub

Material: Aluminum

## ● Hubs

Note: Hub and sprocket must be used together.



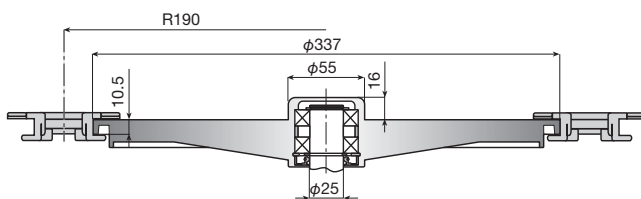
Tsubaki model no.
TP-C12773T-HB

Note: 1. Must be used together with TP-C12781LT-SPR sprocket.  
 2. Four sets of M6 mounting bolts and nuts (stainless steel) are included.  
 3. Contact a Tsubaki representative if different shaft diameters are required.

## ● Corner Discs

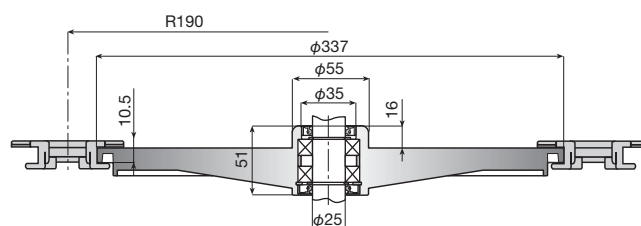
### ○ Carry Way

Tsubaki model no. : TP-C12779T-CD



### ○ Return Way

Tsubaki model no. : TP-C12777T-CD



## ● Model Numbering

Top chain component	Code	Corner disc
TP-C	12779T	CD

Note: Do not leave spaces between letters and symbols.

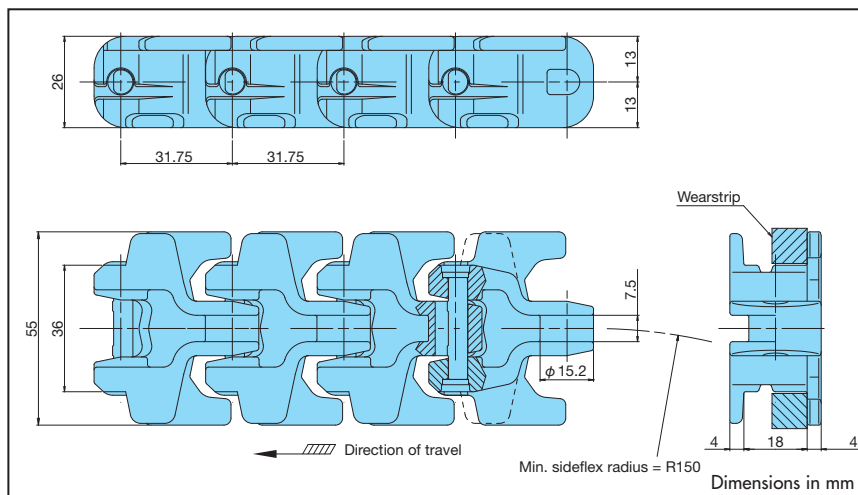

- Main body material : Polyamide (black)
- Bearing : Type 6005-2RS (25 x 47 x 12)
- O-ring seal : NBR
- Retaining ring : 25mm diameter (DIN 471)
- Approx. mass : 0.98 kg/disc
- Chain sideflex radius : 190mm
- Operating temperature range : -20°C to 60°C
- Not recommended for conveying unstable containers.
- Carry-way and return-way corner discs differ only in whether the shaft extends through the disc.
- Bearings and O-ring seals are packaged separately and shipped in the same container as the disc unit.

# Plastic Top Chain TPUSR550

Sideflexing

## Features

- Small sideflex radius (150mm) provides more flexibility in the layout of conveyor lines. Ideal for conveyance in tight spaces.
- Uses comb-toothed plates. Ideal for conveying unstable containers such as plastic bottles, dessert cups, and paper packs.
- Curved sections use corner discs, suppressing the occurrence of wear dust and creaking/squealing noises.
- Equipped with float-preventive tabs. Keeps the chain securely in position on corner turns and in incline/decline sections, as well as preventing damage (scratches, etc.) to the top surface of the plates on the return way.



## ● Connecting Pin

1. 304 stainless steel D-pin  
Model no. TPUSR-SUS-JPD

## Material

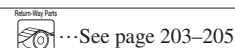
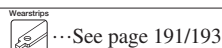
	Material	Material mark	Link color	Max. allowable load kN {kgf}	Max. allowable speed m/min		Operating temperature range °C	TPUSR550-T
					With lube	No lube		
Standard chain	Standard	-	Gray	0.98 {100}	100	50	-20 to 80	○
	Low Friction/Anti-Wear	LFW	White					
		LFG	Green					
		LFB	Brown					
	Ultra Low Friction	ULF	Blue					
Low Friction	WR	Green	-	-	-	-	▲	
High-function chain	Heat Resistant/ High Speed	KV150	Black	-	-	-	-	-
		KV180						
		KV250						
	High Speed	HS	Cream	0.49 { 50}	100	-	-	-
	Chemical Resistant	Y	Matte white					
	Electroconductive	E	Black	0.69 { 70}	-	50	-20 to 80	○
	Impact Resistant	DIA	Cream	0.64 { 65}	100	-	-	-
		DIY	Green					
	Antibacterial/Mold Resistant	MWS	Cream	0.98 {100}	-	-	-	-
Metal Detectable	MPD	Black	-	-	-	-	-	
	MPW							

Note: 1. Shipped chain will consist of a number of standard chain lengths plus (if necessary) one fractional length having the number of links needed to make up the total chain length as ordered by the customer. Standard chain length is 96 links.  
2. ○ : Made-to-order product - : Not available ▲ : Special configurations may be available. Contact a Tsubaki representative for further information.

## Chain (Stainless Steel Pins)

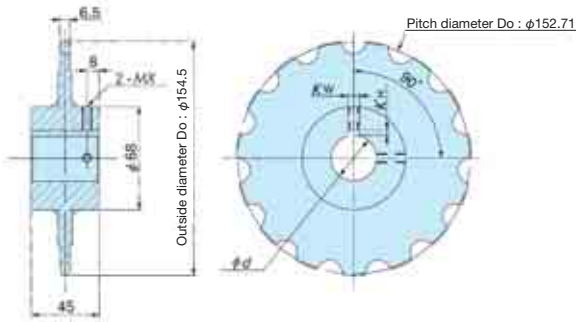
Material	Standard	Low Friction/Anti-Wear			Ultra Low Friction	Impact Resistant		Approx. mass kg/m
		Material mark	LFW	LFG		LFB	ULF	
Tsubaki model no.	TPUSR550-T	TPUSR550-T-LFW	TPUSR550-T-LFG	TPUSR550-T-LFB	TPUSR550-T-ULF	TPUSR550-T-DIA	TPUSR550-T-DIY	1.0 DIA: 0.85 DIY: 1.20

Note: Plastic pins are not available.



# Sprockets and Corner Discs for TPUSR550 Chain

## ● Sprockets (with Plain Bore) for TPUSR550-T & TPUSR826-T

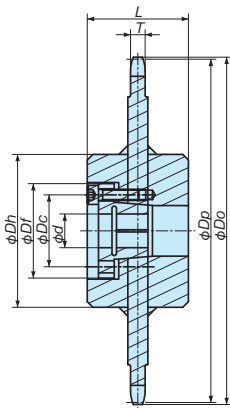


Note: For sprockets made from different materials or having numbers of teeth other than those described above, contact a Tsubaki representative.

Tsubaki model no.	Material	Teeth	Bore diameter		Finished bore diameter (tolerance H7)	Approx. mass kg
			Plain bore	Max.		
TPUSR1500T	Carbon steel (teeth) SS400 (hub)	15	15.9	45	20 · 25 · 30 35 · 40 · 45	2.0
TPUSR1500T-SS	Stainless steel					

Applicable bore diameter	Keyway width Kw	Keyway height Kh	Set screw MX
Greater than 17 to 22	6	2.8	M6
Greater than 22 to 30	8	3.3	
Greater than 30 to 38	10		3.8
Greater than 38 to 42	12		
Greater than 42 to 50	14		

## ● Lock Sprockets



### ■ Lock Sleeve Dimensions

Sleeve no.	Df diameter mm	Dc diameter mm	Bolt size M x L	Bolt tightening torque N·m
S2	42	32	M5x18	8.3
S3	48.5	38.5	M5x20	8.3
S4	56	46	M5x20	8.3

Tsubaki model no.	Actual teeth	Pitch diameter Dp mm	Outside diameter Do mm	Facewidth T mm	Hub diameter Dh mm	Length L mm
TPUSR1500T	15	152.71	154.5	6.5	68	45

### ■ Sleeve Combinations and Transfer Torque Values

Sleeve no.	S2						S3			S4			
	Bore diameter d mm												
Tsubaki model no.	15	16	17	18	19	20	22	24	25	28	30	32	35
TPUSR1500T	Max. allowable transfer torque N·m												
	139	149	158	167	177	186	205	167	174	195	279	298	325

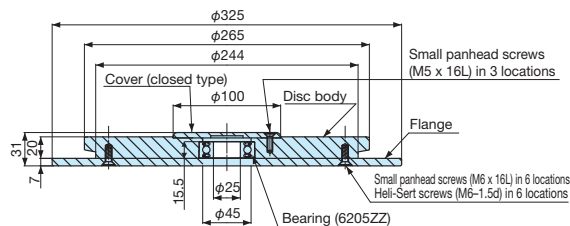
Note: Available only in steel.

## ● Corner Discs

PAT No. JP3398110

### ○ Carry Way

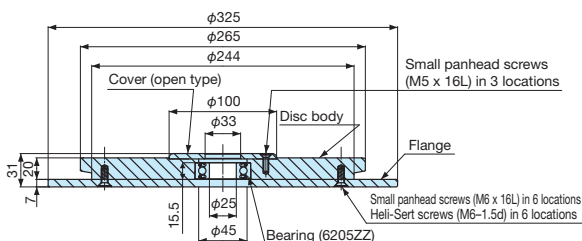
Tsubaki model no. : TPUSR550-CD-R150C



- Disc body : Ultra-high molecular weight polyethylene (white)
- Flange : Ultra-high molecular weight polyethylene (white)
- Cover : Ultra-high molecular weight polyethylene (white)
- Panhead screw : Stainless steel
- Approx. mass : 1.0 kg/disc
- Chain sideflex radius R = 150mm
- Contact a Tsubaki representative if dimensions, bearings, or materials other than those shown in the drawing are required.
- Operating temperature range : -20°C to 60°C
- Recommended for use in dry environments. Stainless steel bearings are also available for use in wet environments where there is exposure to water.

### ○ Return Way

Tsubaki model no. : TPUSR550-CD-R150R



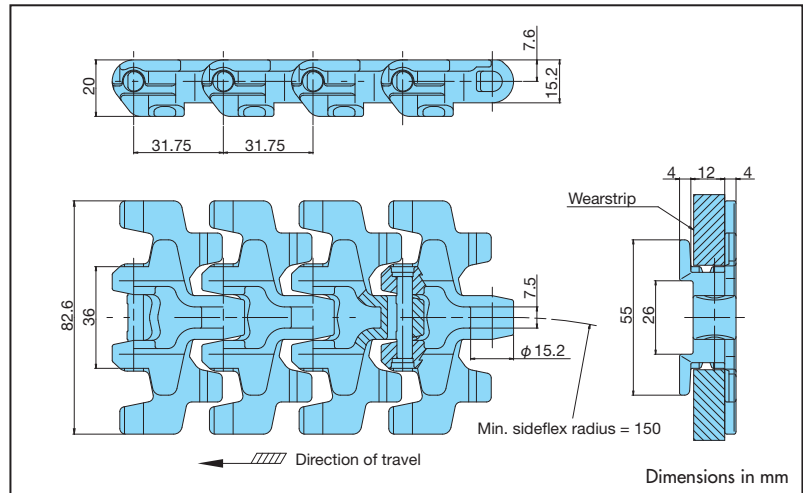
Dimensions in mm

# Plastic Top Chain TPUSR826

Sideflexing

## Features

- Small sideflex radius (150mm) provides more flexibility in the layout of conveyor lines. Ideal for conveyance in tight spaces.
- Uses comb-toothed plates. Ideal for conveying unstable containers such as plastic bottles, dessert cups, and paper packs.
- Curved sections use corner discs, suppressing the occurrence of wear dust and creaking/squealing noises.
- Equipped with float-preventive tabs. Keeps the chain securely in position on corner turns and in incline/decline sections, as well as preventing damage (scratches, etc.) to the top surface of the plates on the return way.



## ● Connecting Pin

1. 304 stainless steel D-pin  
Model no. TPUSR-SUS-JPD

## Material

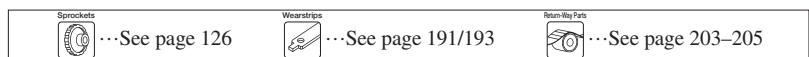
	Material	Material mark	Link color	Max. allowable load kN {kgf}	Max. allowable speed m/min		Operating temperature range °C	TPUSR826-T
					With lube	No lube		
Standard chain	Standard	-	Gray	0.98 {100}	100	50	-20 to 80	○
	Low Friction/Anti-Wear	LFW	White					●
		LFG	Green					●
	LFB	Brown	●					
Ultra Low Friction	ULF	Blue	-	-	-	-	▲	
Low Friction	WR	Green	-	-	-	-	-	
High-function chain	Heat Resistant/ High Speed	KV150	Black	-	-	-	-	-
		KV180						-
		KV250						-
	High Speed	HS	Cream	-	-	-	-	-
	Chemical Resistant	Y	Matte white	0.49 { 50}	100	50	-20 to 80	○
	Electroconductive	E	Black	0.69 { 70}				
	Impact Resistant	DIA	Cream	0.64 { 65}	-	-	-	-
		DIY	Green					
Antibacterial/Mold Resistant	MWS	Cream	0.98 {100}	100	-	-	-	-
Metal Detectable	MPD	Black	-	-	-	-	-	
	MPW							

- Note: 1. Shipped chain will consist of a number of standard chain lengths plus (if necessary) one fractional length having the number of links needed to make up the total chain length as ordered by the customer. Standard chain length is 96 links.  
2. ● : Standard product ○ : Made-to-order product - : Not available ▲ : Special configurations may be available. Contact a Tsubaki representative for further information.

## Chain (Stainless Steel Pins)

Material	Standard	Low Friction/Anti-Wear			Ultra Low Friction	Impact Resistant		Top plate width	Approx. mass kg/m
Material mark	-	LFW	LFG	LFB	ULF	DIA	DIY		
Tsubaki model no.	TPUSR826-T	TPUSR826-T-LFW	TPUSR826-T-LFG	TPUSR826-T-LFB	TPUSR826-T-ULF	TPUSR826-T-DIA	TPUSR826-T-DIY	82.6	0.9 DIA: 0.75 DIY: 1.10

Note: Plastic pins are not available.

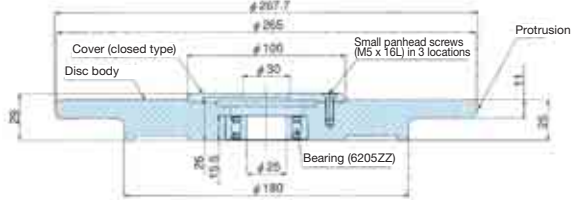




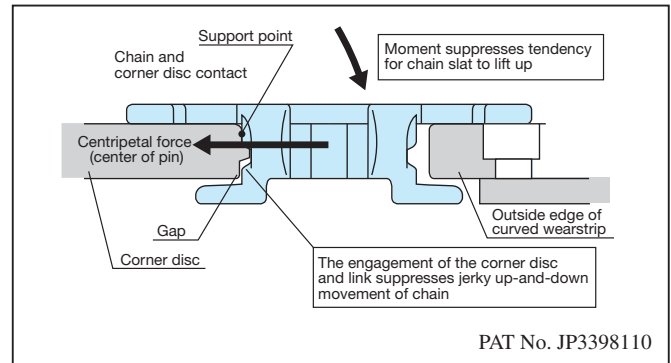
## ● Corner Discs

### ○ Carry Way

Tsubaki model no. : TPUSR826-CD-R150C



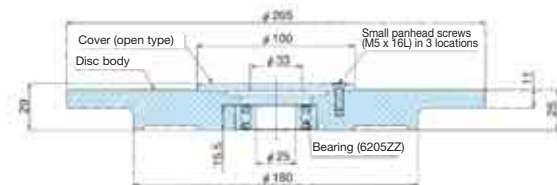
### Mechanism to Prevent Chain Lifting while Cornering



Contact a Tsubaki representative for further information.

### ○ Return Way

Tsubaki model no. : TPUSR826-CD-R150R



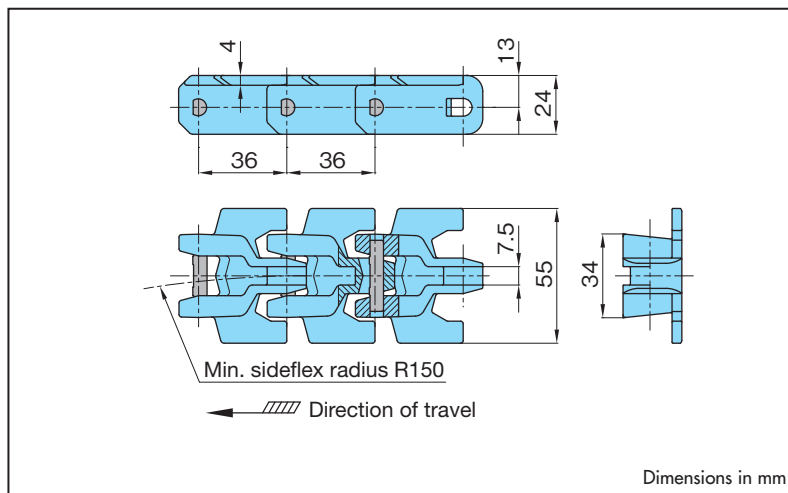
- Disc body : Ultra-high molecular weight polyethylene (green)
- Cover : Ultra-high molecular weight polyethylene (green)
- Panhead screw : Stainless steel
- Approx. mass : 1.0 kg/disc
- Chain sideflex radius  $R = 150\text{mm}$
- Contact a Tsubaki representative if dimensions, bearings, or materials other than those shown in the drawing are required.
- Operating temperature range :  $-20^{\circ}\text{C}$  to  $60^{\circ}\text{C}$
- Recommended for use in dry environments. Stainless steel bearings are also available for use in wet environments where there is exposure to water.

# Plastic Top Chain TP-UB36

Sideflexing

## Features

- Small sideflex radius (150mm) provides more flexibility in the layout of conveyor lines. Ideal for conveyance in tight spaces.
- Comb-toothed plates minimize gaps between links.
- Curved sections use turn discs, suppressing the occurrence of wear dust and creaking/squealing noises.



## Model Numbering

Chain type

Chain material

**TP-UB36 — ULF**

Note: Do not leave spaces between letters and symbols.

## Material

	Material	Material mark	Link color	Max. allowable load kN {kgf}	Max. allowable speed m/min		Operating temperature range °C	TP-UB36					
					With lube	No lube							
Standard chain	Standard	—	Gray	0.9 {91}	100	50	-20 to 80	▲					
	Low Friction/Anti-Wear	LFW	White				-20 to 80 (65)						
		LFG	Green										
		LFB	Brown										
	Ultra Low Friction	ULF	Blue										
Low Friction	WR	Green	-20 to 80	●									
High-function chain	Heat Resistant/ High Speed	KV150	Black	-	-	-	-	-					
		KV180											
		KV250											
	High Temperature/Chemical Resistant	HTW	White										
	High Speed	HS	Cream										
	Chemical Resistant	Y	Matte white										
	Electroconductive	E	Black						0.7 {71}	100	50	-20 to 80	▲
	Impact Resistant	DIA	Cream						-	-	-	-	-
		DIY	Green										
Antibacterial/Mold Resistant	MWS	Cream	-	-	-	-	-						
Metal Detectable	MPD	Black	-	-	-	-	-						
	MPW												

Note: 1. ● : Standard product — : Not available ▲ : Special configurations may be available. Contact a Tsubaki representative for further information.  
2. Operating temperature of (65) is for wet conditions.

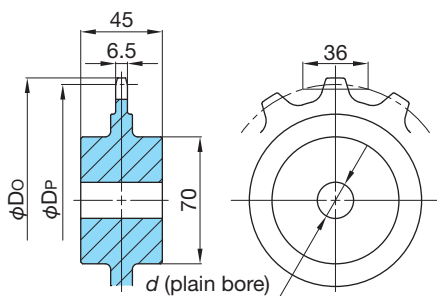
## Chain (Stainless Steel Pins)

Material	Ultra Low Friction	Approx. mass kg/m	Pin material
Material mark	ULF		
Tsubaki model no.	TP-UB36-ULF	1.0	Stainless steel

Note: Plastic pins are not available.

# Sprockets, Idler Wheels, and Turn Discs for TP-UB36 chain

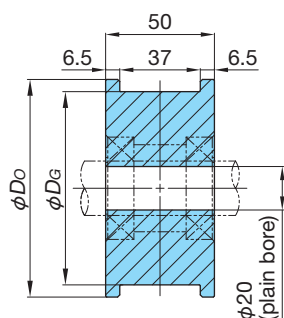
## ● Steel Sprockets



Tsubaki model no.	Teeth	Pitch diameter $D_p$	Outside diameter $D_o$	Bore diameter d		Approx. mass kg	Material
				Plain bore	Max.		
TP-UB1100T	11	127.8	135	20	40	1.8	Carbon steel
TP-UB1200T	12	139.1	147			2.0	
TP-UB1300T	13	150.4	159			2.5	

Note: Made-to-order product.

## ● Engineering Plastic Idler Wheels

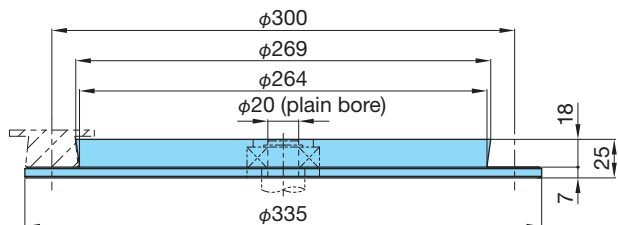


Tsubaki model no.	Equivalent no. of teeth	$D_o$	$D_G$	Approx. mass kg	Material
TP-IW36UB1100T	11	112	100	0.4	UHMW-PE
TP-IW36UB1200T	12	124	112	0.5	
TP-IW36UB1300T	13	136	124	0.6	

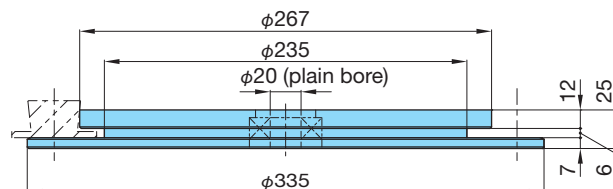
Note: 1. Made-to-order product.  
2. Operating temperature range is  $-20^{\circ}\text{C}$  to  $60^{\circ}\text{C}$ .

## ● Turn Discs for TP-UB36 Chain (Machined)

TP-UB36TW-D (carry way)



TP-UB36TW-R (return way)



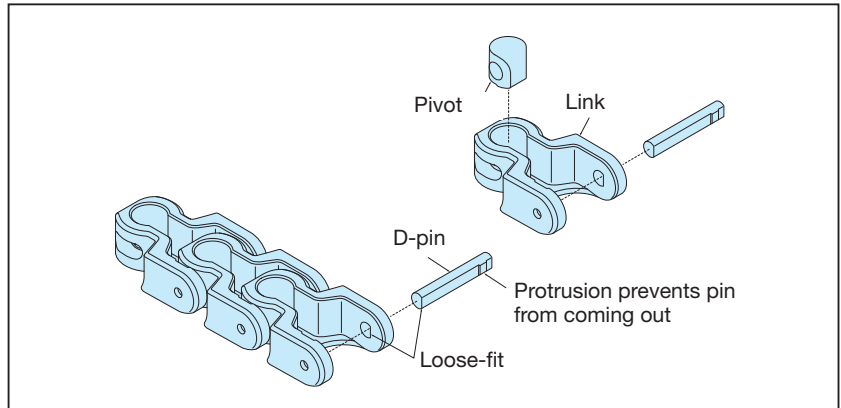
Tsubaki model no.	Material	Material grade	Color	Remarks
TP-UB36TW-D	UHMW-PE	10-100	White	Carry way
TP-UB36TW-R				Return way

Note: 1. Made-to-order product.  
2. Discs with integral bearings can also be manufactured upon request.

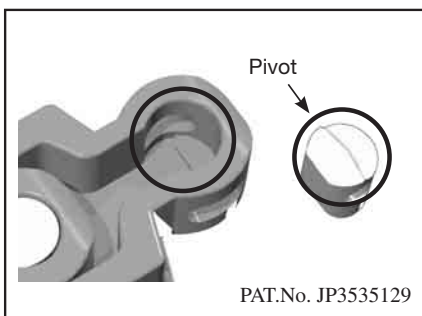
Dimensions in mm

## Features

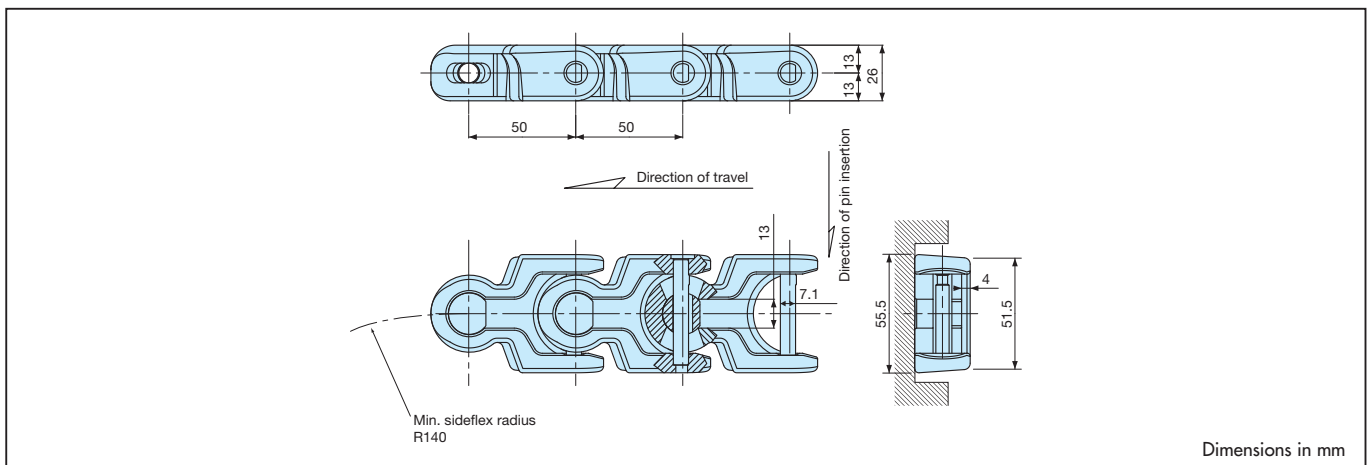
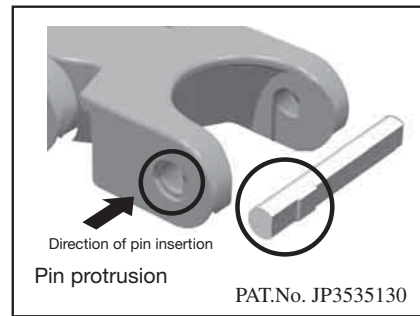
- Small sideflex radius (140mm) provides more flexibility in the layout of conveyor lines. Ideal for conveyance in tight spaces.
- Approx. 1.8 times higher maximum allowable load than TTUP chain. Ideal for higher load applications.
- Uses D-pins that protrude from one side only, preventing poor articulation.
- Pivot misassembly prevention system prevents faulty engagement of the chain and sprocket by eliminating mistakes in the direction of pivot insertion.
- Gap between links is minimized, ensuring smooth conveyance around horizontal curves. Provides stable transport of conveyed goods.



### Misassembly Prevention System



### Pin Shape



### Model Numbering

Chain type   Plate width   Chain material  
**TPUN 555 — LFB**

Note: Do not leave spaces between letters and symbols.

### Connecting Pin

Only special D-pins for TPUN chain can be used.

Material

	Material	Material mark	Link color	Max. allowable load kN {kgf}	Max. allowable speed m/min		Operating temperature range °C	TPUN555				
					With lube	No lube						
Standard chain	Standard	-	Green	1.96 {200}	35	-20 to 80		●				
		W	White					○				
	Low Friction/Anti-Wear	LFW	White					●				
		LFG	Green					○				
		LFB	Brown					○				
Ultra Low Friction	ULF	Blue										
Low Friction	WR	Green	▲									
High-function chain	Heat Resistant/ High Speed	KV150	Black	-	-	-	-	-				
		KV180										
		KV250										
	High Speed	HS	Cream									
	Chemical Resistant	Y	Matte white									
	Electroconductive	E	Black						1.37 {140}	35	-20 to 80	○
	Impact Resistant	DIA	Cream						-	-	-	-
		DIY	Green						-	-	-	-
Antibacterial/Mold Resistant	MWS	Cream	1.96 {200}	35	-20 to 80	○						
Metal Detectable	MPD	Black	-	-	-	-						
	MPW		-	-	-	-						

- Note: 1. Shipped chain will consist of a number of standard chain lengths plus (if necessary) one fractional length having the number of links needed to make up the total chain length as ordered by the customer. Standard chain length is 60 links.  
 2. ● : Standard product ○ : Made-to-order product - : Not available  
 ▲ : Special configurations may be available. Contact a Tsubaki representative for further information.

Chain (Stainless Steel Pins)

Material	Standard		Low Friction/Anti-Wear			Ultra Low Friction	Approx. mass kg/m
Material mark	-	W	LFW	LFG	LFB	ULF	
Tsubaki model no.	TPUN555	TPUN555-W	TPUN555-LFW	TPUN555-LFG	TPUN555-LFB	TPUN555-ULF	1.45

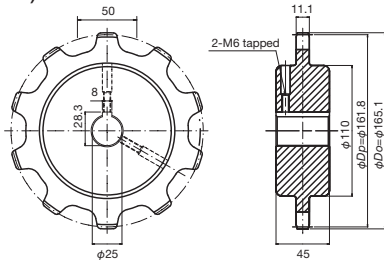
Note: Plastic pins are not available.

Applicable chain

TPUN555, TPUN550-LH, TPUN535-LH, TP-50UNS, TP-50UNS-D76

## ● Sprockets

(10T)

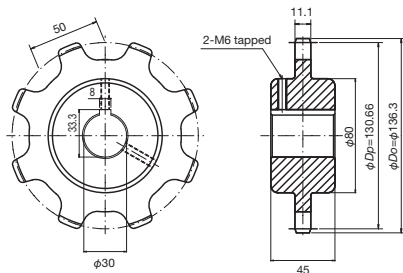


Tsubaki model no.	Teeth	Type	Approx. mass kg
TP-C213961T-SPR	10	Solid	0.44

Note: Standard product.

(8T)

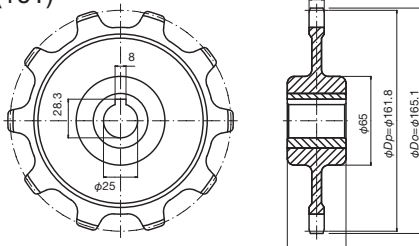
Material:  
Body: Polyamide (white)



Tsubaki model no.	Teeth	Type	Approx. mass kg
TP-C213959T-SPR	8	Solid	0.29

Note: Standard product.

(10T)



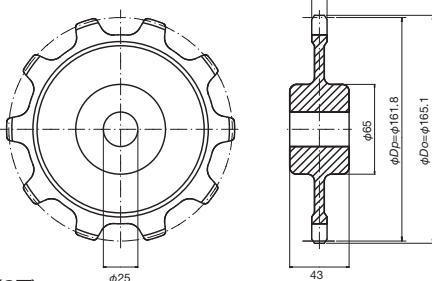
Tsubaki model no.	Teeth	Type	Approx. mass kg
TP-C12721T-SPR	10	Solid	0.5

Note: Standard product.

Material:  
Body: Reinforced polyamide  
Follow shaft: Brass

## ● Idler Wheels

(10T)

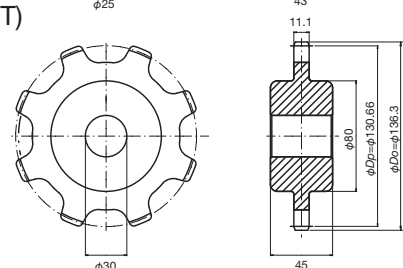


Material: Polyamide (black)

Tsubaki model no.	Teeth	Type	Approx. mass kg
TP-C12724T-IW	10	Solid	0.24

Note: Standard product.

(8T)



Material: Polyamide (white)

Tsubaki model no.	Teeth	Type	Approx. mass kg
TP-C12737T-IW	8	Solid	0.29

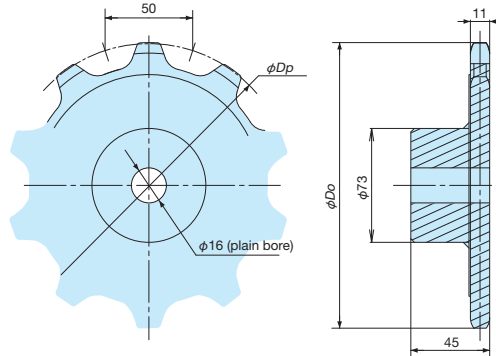
Note: Standard product.

Dimensions in mm

# Sprockets and Corner Discs for TPUN Chain

Applicable chain TPUN555, TPUN550-LH, TPUN535-LH, TP-50UNS, TP-50UNS-D76

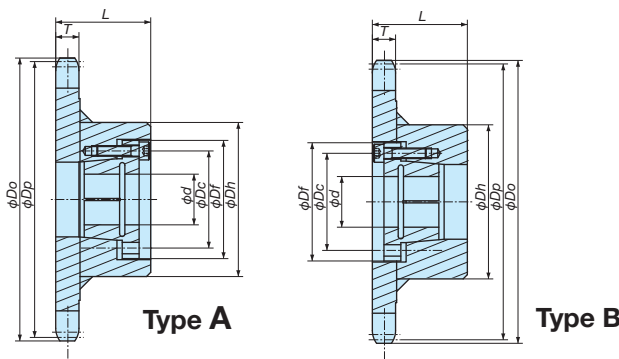
## ● Steel Sprockets (with Plain Bore)



Tsubaki model no.	Material	Construction	Effective teeth	Pitch diameter $D_p$ mm	Outside diameter $D_o$ mm	Approx. mass kg
TPUN555-800T	Carbon steel	Machined	8	130.7	134	1.9
TPUN555-1000T			10	161.8	163	2.7
TPUN555-1200T	Carbon steel (teeth), SS400 (hub)	Welded	12	193.2	198	3.1

Note: For sprockets made from different materials or having numbers of teeth other than those described above, contact a Tsubaki representative.

## ● Steel Lock Sprockets



### ■ Lock Sleeve Dimensions

Sleeve no.	$D_f$ diameter mm	$D_c$ diameter mm	Bolt size M x L	Bolt tightening torque N·m
S2	42.0	32.0	M5x18	8.3
S3	48.5	38.5	M5x20	8.3
S4	56.0	46.0	M5x20	8.3
S5	66.0	56.0	M5x22	8.3

Tsubaki model no.	Actual teeth	Pitch diameter $D_p$ mm	Outside diameter $D_o$ mm	Facewidth $T$ mm	Hub diameter $D_h$ mm	Length $L$ mm
TPUN555-800T	8	130.7	134	8.8	73	45
TPUN555-1000T	10	161.8	163			
TPUN555-1200T	12	193.2	198			

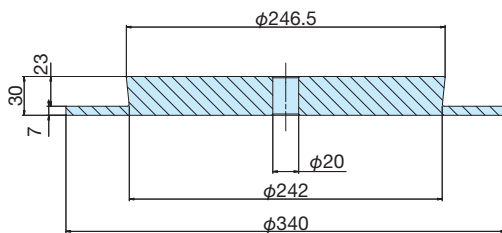
### ■ Sleeve Combinations and Transfer Torque Values

Sleeve no.	S2					S3			S4			S5					
Bore diameter $d$ mm	15	16	17	18	19	20	22	24	25	28	30	32	35	38	40	42	45
Tsubaki model no.	Max. allowable transfer torque N·m																
TPUN555-800T	139	149	158	167	177	186	205	167	174	195	279	298	325	442	465	586	628
TPUN555-1000T	174	186	198	209	221	232	256										
TPUN555-1200T																	

## ● Corner Discs (for TPUN555 only)

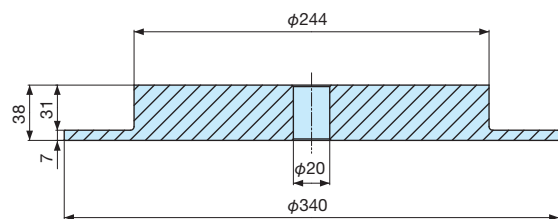
### ○ Carry Way

Tsubaki model no. : TPUN555-CD-R150C



### ○ Return Way

Tsubaki model no. : TPUN555-CD-R150R



- Disc body: Ultra-high molecular weight polyethylene (white)
- Approx. mass: 2.1 kg/disc
- Chain sideflex radius  $R = 150$ mm
- Contact a Tsubaki representative if dimensions, bearings, or materials other than those shown in the drawing above are required.
- Made-to-order product
- Operating temperature range:  $-20^{\circ}\text{C}$  to  $60^{\circ}\text{C}$
- As of September 2010, the thickness of carry-way corner discs was changed to 30mm (previously 38mm).

Dimensions in mm

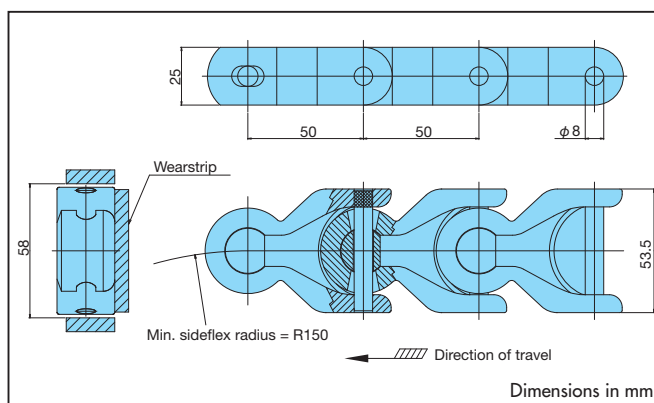
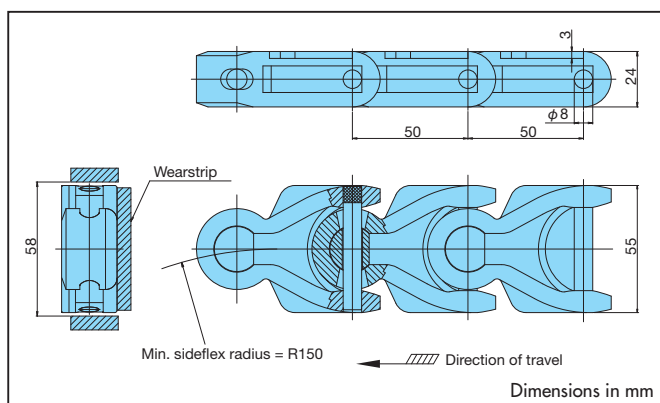
## Features

- Small sideflex radius (150mm) enables more compact conveyor layouts.
- This series features the link height often seen in overseas markets. Link height is slightly lower than TPUN chain.

### ● TPUN550-LH



### ● TPUN535-LH



## ● Model Numbering

Chain type    Plate width    Chain type

**TPUN 550 — LH**

- Note: 1. Do not leave spaces between letters and symbols.  
 2. TPUN550-LFB and TPUN535-LFW are also available. Contact a Tsubaki representative for further information.

## Chain (Stainless Steel Pins)

Material	Tsubaki model no.	Link height mm	Top plate		Max. allowable load kN (kgf)	Approx. mass kg/m	Operating temperature range °C	Max. allowable speed m/min	
			Material	Link color				With lube	No lube
Standard	TPUN550-LH	24.0	Polyacetal	Gray	1.96 (200)	1.25	-20 to 80 (65)	35	35
	TPUN535-LH	25.0							

- Note: 1. Standard product.  
 2. Shipped chain will consist of a number of standard chain lengths plus (if necessary) one fractional length having the number of links needed to make up the total chain length as ordered by the customer. Standard chain length is 61 links.  
 3. Plastic pins are not available.  
 4. Operating temperature of (65) is for wet conditions.



...See page 133/134



...See page 191/193

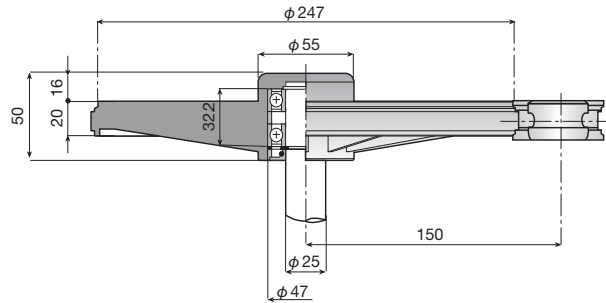


...See page 203-205



● **Corner Discs**

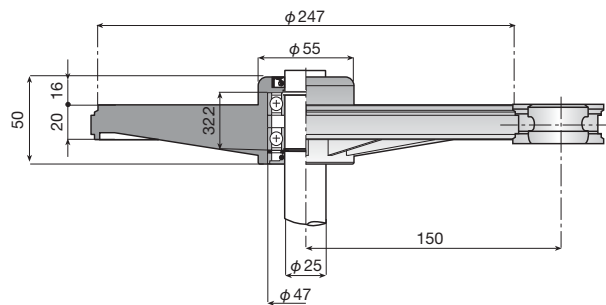
○ **Carry Way**



Tsubaki model no.	Material		Chain sideflex radius	Color
	Body	Shaft bearing		
TP-C12723T-CD	Reinforced polyamide	Steel	R150	Black

Note: Bearings and O-ring seals are packaged separately and shipped in the same container as the disc unit.

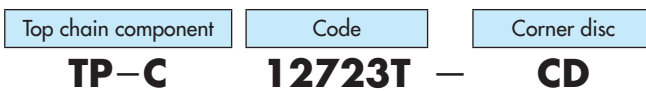
○ **Return Way**



Tsubaki model no.	Material		Chain sideflex radius	Color
	Body	Shaft bearing		
TP-C12725T-CD	Reinforced polyamide	Steel	R150	Black

Note: 1. Carry-way and return-way corner discs differ only in whether the shaft extends through the disc.  
 2. Bearings and O-ring seals are packaged separately and shipped in the same container as the disc unit.

● **Model Numbering**



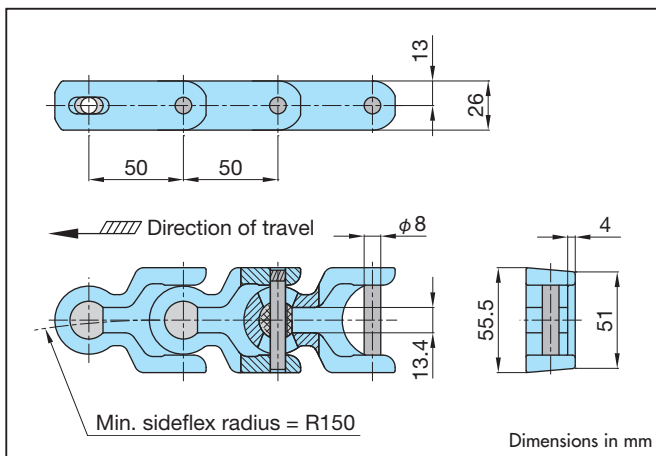
Note: Do not leave spaces between letters and symbols.

# Plastic Universal Chain TP-50UNS

Sideflexing

## Features

- Small sideflex radius (150mm) provides more flexibility in the layout of conveyor lines. Ideal for conveyance in tight spaces.
- Chain has a higher strength, which makes it suitable for high load applications.



## Model Numbering

Chain type

Chain material

**TP-50UNS** —

For Standard chain, leave "Chain material" blank.

Note: Do not leave spaces between letters and symbols.

## Material

	Material	Material mark	Link color	Max. allowable load kN {kgf}	Max. allowable speed m/min		Operating temperature range °C	TP-50UNS
					With lube	No lube		
Standard chain	Standard	—	Green	1.96 {200}	35	35	-20 to 80 (65)	●
	Low Friction/Anti-Wear	LFW	White					▲
		LFG	Green					
		LFB	Brown					
	Ultra Low Friction	ULF	Blue	—	—	—	—	—
	Low Friction	WR	Green	1.96 {200}	35	35	-20 to 80 (65)	▲
High-function chain	Heat Resistant/ High Speed	KV150	Black	—	—	—	—	—
		KV180						
		KV250						
	Chemical Resistant	Y	Matte white					
	Electroconductive	E	Black					
	Impact Resistant	DIA	Cream					
		DIY	Green					
Antibacterial/Mold Resistant	MWS	Cream						
Metal Detectable	MPD	Black						
	MPW							

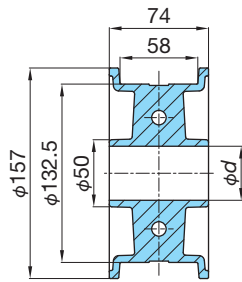
Note: 1. ● : Standard product — : Not available ▲ : Special configurations may be available. Contact a Tsubaki representative for further information.  
2. Operating temperature of (65) is for wet conditions.

## Chain (Stainless Steel Pins)

Material	Standard	Top plate width mm	Approx. mass kg/m	Pin material
Material mark	—			
Tsubaki model no.	TP-50UNS	55.5	1.5	Stainless steel

Note: 1. TPUN sprockets can be used.  
2. Plastic pins are not available.

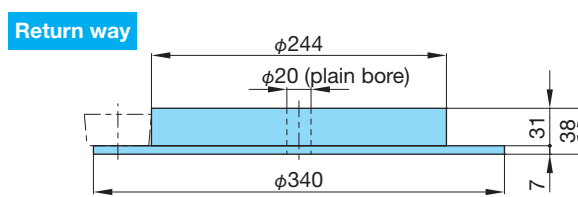
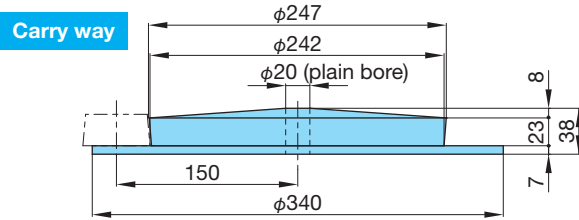
● Engineering Plastic Idler Wheels



Tsubaki model no.	Equivalent no. of teeth	Bore diameter $d$	Approx. mass kg	Material	
				Body	Bolt & nut
TP-IW50UNS10-30	10	30.5	0.6	Polyacetal (color: green)	Stainless steel
TP-IW50UNS10-40		40.5			

- Note: 1. Operating temperature range:  $-20^{\circ}\text{C}$  to  $80^{\circ}\text{C}$   
 2. Bolt tightening torque: 9.8 N·m {1 kgf·m}  
 3. When assembling the idler wheel, do not mix the halves with halves from other idler wheels.  
 4. Should not be used under abrasive conditions.  
 5. Shaft metal must be polished.

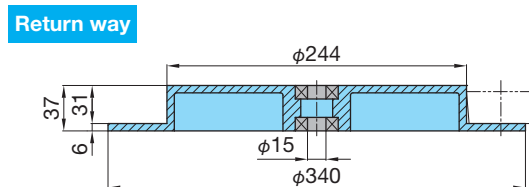
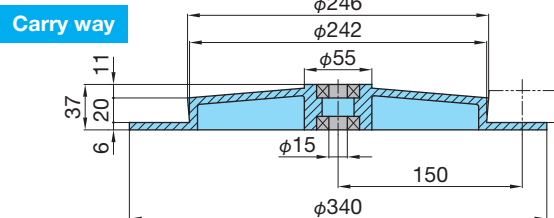
● Turn Discs for 50UNS Chain (Machined)



Tsubaki model no.	Material	Material grade	Color	Remarks
TP-50UNST1	High-density polyethylene	84-100	White	Carry way
TP-50UNST2				Return way

- Note: 1. Made-to-order product.  
 2. Discs with integral bearings can also be manufactured upon request.

● Turn Discs for 50UNS Chain (Molded)



Tsubaki model no.	Material			Color	Remarks
	Body	Bearing	Spacer		
TP-TWD	Polyamide	Stainless steel (6202ZZ)	Stainless steel	White	Carry way
TP-TWR					Return way

Note: Made-to-order product.

See page 133/134    
 See page 191/193    
 See page 203-205

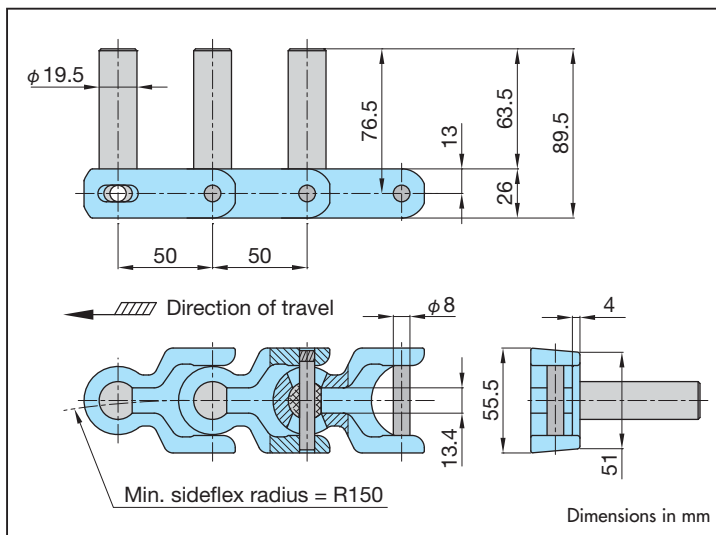
Dimensions in mm

# Plastic Universal Chain TP-50UNS-D76

Sideflexing

## Features

- Small sideflex radius (150mm) provides more flexibility in the layout of conveyor lines. Ideal for conveyance in tight spaces.
- Chain has a higher strength, which makes it suitable for high load applications.
- Constructed with pushers to move products up or down inclines.



## Model Numbering

Chain type

**TP-50UNS-D76**

Note: Do not leave spaces between letters and symbols.

## Material

	Material	Material mark	Link color	Max. allowable load kN {kgf}	Max. allowable speed m/min		Operating temperature range °C	TP-50UNS-D76 (body)
					With lube	No lube		
Standard chain	Standard	-	Green	1.96 {200}	35	35	-20 to 80 (65)	○
	Low Friction/Anti-Wear	LFW	White	-	-	-	-	-
		LFG	Green	-	-	-	-	-
	Ultra Low Friction	ULF	Blue	-	-	-	-20 to 80 (65)	▲
	Low Friction	WR	Green	1.96 {200}	35	35	-20 to 80 (65)	▲
High-function chain	Heat Resistant/ High Speed	KV150	Black	-	-	-	-	-
		KV180						
		KV250						
	Chemical Resistant	Y	Matte white					
	Electroconductive	E	Black					
	Impact Resistant	DIA	Cream					
		DIY	Green					
	Antibacterial/Mold Resistant	MWS	Cream					
Metal Detectable	MPD	Black						
	MPW							

Note: 1. ○ : Made-to-order product - : Not available ▲ : Special configurations may be available. Contact a Tsubaki representative for further information.  
2. Operating temperature of (65) is for wet conditions.

## Chain (Stainless Steel Pins)

Material	Standard	Top plate width mm	Approx. mass kg/m	Pin material
Material mark	-			
Tsubaki model no.	TP-50UNS-D76	55.5	2.0	Stainless steel

Note: 1. Made-to-order product.  
2. TPUN sprockets can be used.  
3. Plastic pins are not available.

# Plastic Universal Chain TP-50UN-T95

Sideflexing

## Features

- Small sideflex radius (150mm) provides more flexibility in the layout of conveyor lines. Ideal for conveyance in tight spaces.
- Constructed with crescent-shaped top plates to minimize the gap in straight and curved sections for better product handling.

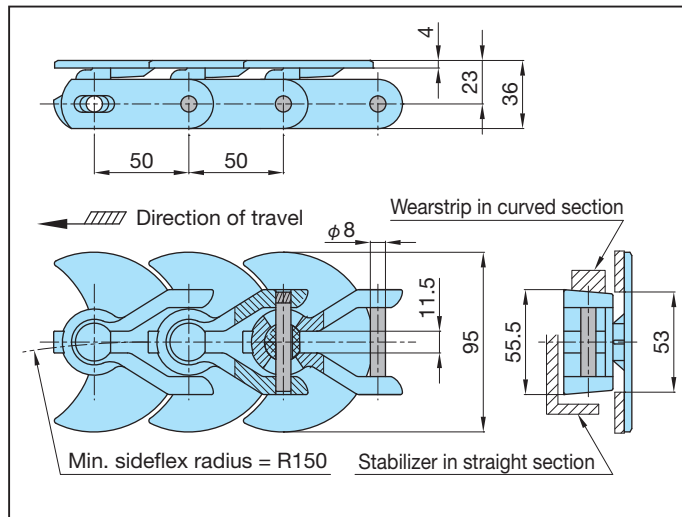


## Model Numbering

Chain type

**TP-50UN-T95**

Note: Do not leave spaces between letters and symbols.



## Material

	Material	Material mark	Link color	Max. allowable load kN {kgf}	Max. allowable speed m/min		Operating temperature range °C	TP-50UN-T95
					With lube	No lube		
Standard chain	Standard	-	Green	1.96 {200}	35	35	-20 to 80 (65)	○
	Low Friction/Anti-Wear	LFW	White					▲
		LFG	Green	-				
		LFB	Brown	-				
	Ultra Low Friction	ULF	Blue	-	-	-	-	-
Low Friction	WR	Green	1.96 {200}	35	35	-20 to 80 (65)	▲	
High-function chain	Heat Resistant/ High Speed	KV150	Black	-	-	-	-	-
		KV180						
		KV250						
	Chemical Resistant	Y	Matte white					
	Electroconductive	E	Black					
	Impact Resistant	DIA	Cream					
		DIY	Green					
	Antibacterial/Mold Resistant	MWS	Cream					
Metal Detectable	MPD	Black						
	MPW							

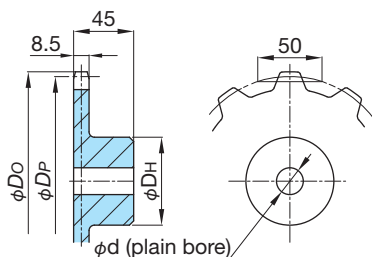
Note: 1. ○ : Made-to-order product - : Not available ▲ : Special configurations may be available. Contact a Tsubaki representative for further information.  
2. Operating temperature of (65) is for wet conditions.

## Chain (Stainless Steel Pins)

Material	Standard	Top plate width mm	Approx. mass kg/m	Pin material
Material mark	-			
Tsubaki model no.	TP-50UN-T95	95	1.9	Stainless steel

Note: 1. Made-to-order product. 2. TPUN sprockets can be used. 3. Plastic pins are not available.

## Steel Sprockets for 50UN-T95 Chain



Tsubaki model no.	Teeth	Pitch diameter DP	Outside diameter Do	Hub diameter DH	Bore diameter d		Approx. mass kg	Material
					Plain bore	Max.		
TP-50UNT-8T	8	130.6	129	65	15	40	1.6	Carbon steel
TP-50UNT-10T	10	161.8	163	65	20	40	2.3	
TP-50UNT-12T	12	193.2	198	65	20	40	2.8	

Note: 1. Made-to-order product.  
2. Sprockets can also be manufactured with other number of teeth than noted above.



...See page 191/193



...See page 203-205

Dimensions in mm

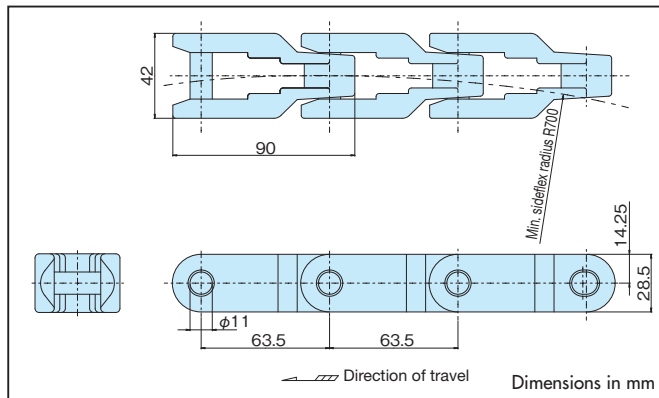

# Curved-Movement Plastic Chain TPCC

Sideflexing

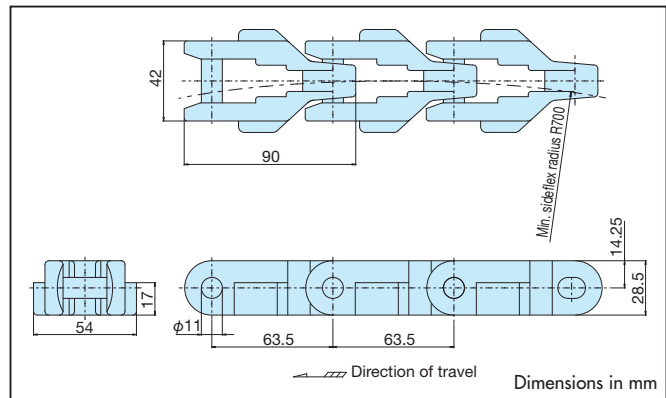
## Features

Simple plastic chain with offset link design. For conveying crates, boxes, and the like.

### ● TPCC420



### ● TPCC420-T



### ● Model Numbering

Chain type	Width	Tab
------------	-------	-----

**TPCC 420 - T**

Note: Do not leave spaces between letters and symbols.

### Chain (Stainless Steel Pins)

Material	Tsubaki model no.	Top plate		Max. allowable load kN {kgf}	Approx. mass kg/m	Operating temperature range °C	Max. allowable speed m/min	
		Material	Link color				With lube	No lube
Standard	TPCC420	Polyacetal	White	1.96 {200}	1.33	-20 to 80 (65)	35	35
	TPCC420-T				1.49			

- Note:
1. Standard product.
  2. Shipped chain will consist of a number of standard chain lengths plus (if necessary) one fractional length having the number of links needed to make up the total chain length as ordered by the customer. Standard chain length is 48 links.
  3. Available only in Standard material.
  4. Plastic pins are not available.
  5. Operating temperature of (65) is for wet conditions.

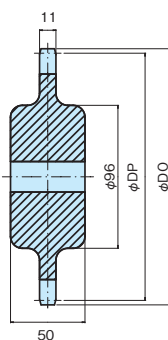
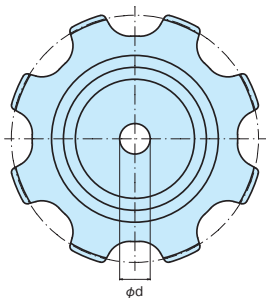
# Sprockets for TPCC420 chain

Engineering Plastic

Applicable chain

TPCC420, TPCC420-T

## ● Sprockets



Material: Polyamide  
(white)

Type: Solid

Tsubaki model no.	Teeth	Pitch diameter $D_p$	Outside diameter $D_o$	Shaft diameter $d$
TP-C12326T-SPR	8	165.9	172	20 (plain bore)
TP-C12327T-SPR	10	205.5	215	
TP-C12328T-SPR	12	245.3	256	

Note: These sprockets have a plain bore.

Plastic Modular Chain

Plastic Top Chain

Plastic Block Chain

Stainless Steel Top Chain

Accessories

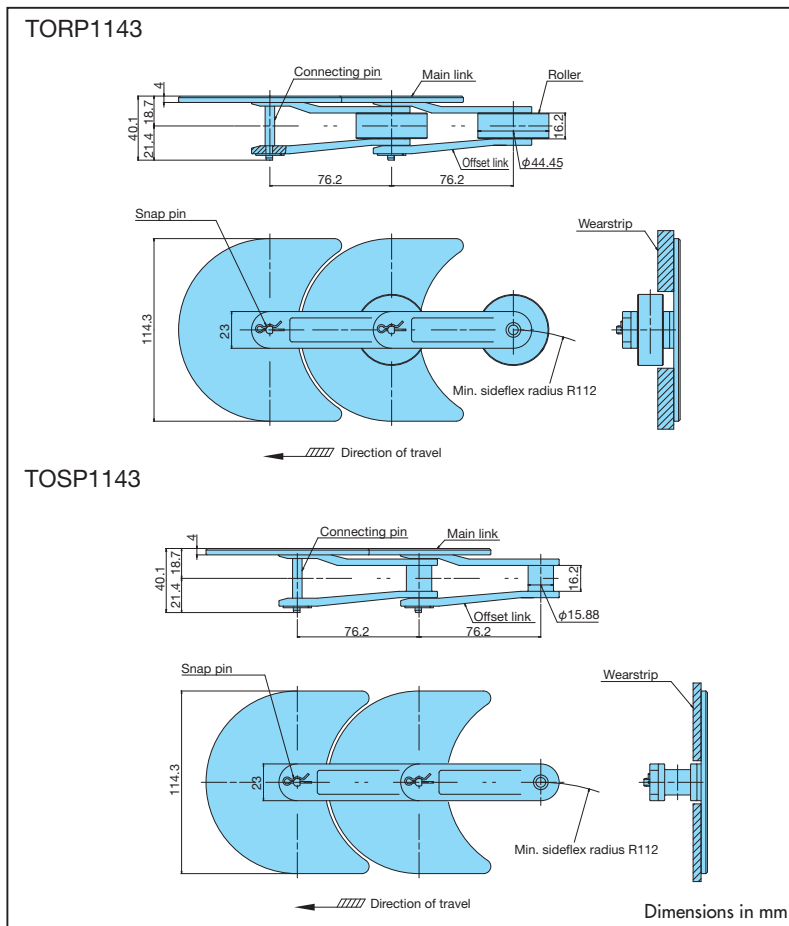
Dimensions in mm

# Plastic Crescent Chain TORP/TOSP

Sideflexing

## Features

- For horizontal circular conveyance. Designed so the entire surface can be used to convey objects.
- No return-way chain, so the height of the conveyor can be reduced.
- Crescent-shaped top plates. Space between links remains constant in curved sections, minimizing conveyed objects becoming pinched or caught in the gap.



## Model Numbering

Chain type    Plate width

**TORP 1143**

Note: Do not leave spaces between letters and symbols.

## Chain (Stainless Steel Pins)

Tsubaki model no.	Max. allowable load kN {kgf}	Operating temperature range °C	Max. allowable speed m/min	Approx. mass kg/m	Top plate main link	Offset link	Roller	Connecting pin/snap pin	Link color
TORP1143	0.69 {70}	0 to 60	20 m/min and under	1.40	Reinforced polycarbonate	Reinforced polycarbonate	Polyacetal	Stainless steel	White
TOSP1143				1.36					

- Note:
1. Made-to-order product.
  2. Shipped chain will consist of a number of standard chain lengths plus (if necessary) one fractional length having the number of links needed to make up the total chain length as ordered by the customer. Standard chain length is 40 links.
  3. Values for maximum allowable load are at ambient temperature.
  4. Bearing areas between the pins and bushings are pre-lubricated.
  5. For TOSP chain, the sprockets should be installed in the curved sections.
  6. Connecting pins not sold separately.



...See page 191/193



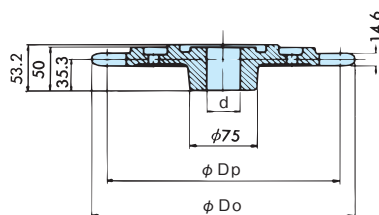
# Sprockets for TO Chain

Steel

Applicable chain

TORP1143 & TOSP1143

## ● Sprockets for TO Chain (with Plain Bore)



Applicable chain	Tsubaki model no.	Actual teeth	Effective teeth	Pitch diameter Dp	Outside diameter Do	Bore diameter d		Approx. mass kg	Material
						Plain bore	Max.		
TORP1143	TOR1100T	11	11	270.47	305	23	45	7.6	FC250
TOSP1143	TOS1013T	31	10 $\frac{1}{3}$	254.59	269			7.2	

Note: Made-to-order product.

Plastic Modular Chain

Plastic Top Chain

Plastic Block Chain

Stainless Steel Top Chain

Accessories

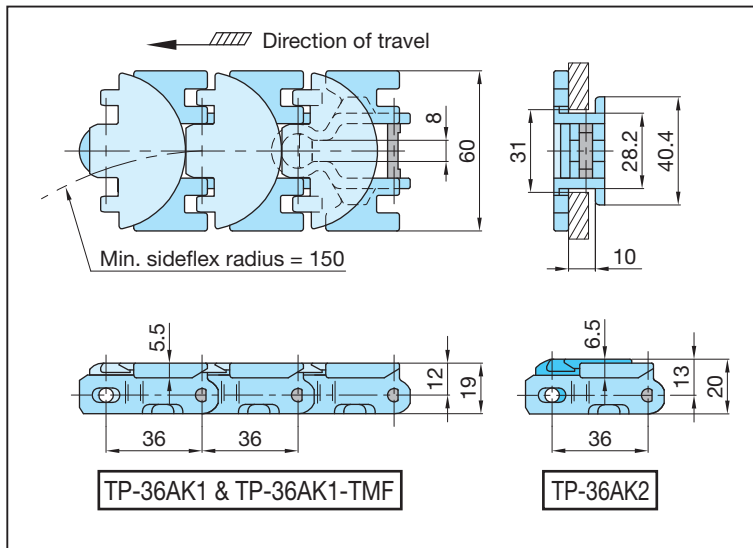
Dimensions in mm

# Plastic Top Chain TP-36AK

Sideflexing

## Features

- Chain is uniquely designed to keep the gaps at a minimum in straight and curved sections for better product handling.
- High-friction top plates can be assembled with standard link materials, making this chain suitable for incline or decline conveyors.



## Model Numbering

Chain type

**TP-36AK2**

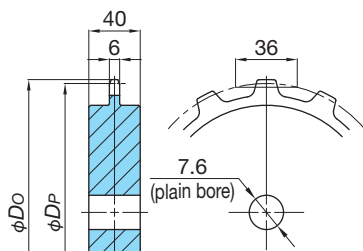
Note: Do not leave spaces between letters and symbols.

## Chain (Stainless Steel Pins)

Tsubaki model no.	Material		Color		Top plate width	Max. allowable load kN {kgf}	Operating temperature range °C	Max. allowable speed m/min		Approx. mass kg/m	Pin material
	Link	Top plate	Link	Top plate				With lube	No lube		
TP-36AK1	Standard	Standard	White	White	60	0.5 {51}	-20 to 80	100	50	0.75	Stainless steel
TP-36AK1-TMF	Standard	Middle Friction	White	Yellow		0.5 {51}	-20 to 80 (dry only)	-			
TP-36AK2	Standard	Polyurethane	White	Yellowish brown		0.07 {7.1}	-20 to 80 (dry only)	-			

Note: 1. Made-to-order product.  
2. Plastic pins are not available.

## Engineering Plastic Sprockets




Tsubaki model no.	Teeth	Pitch diameter $D_p$	Outside diameter $D_o$	Bore diameter $d$		Approx. mass kg	Material
				Plain bore	Max.		
TP-36AK1100T	11	127.7	131	20	60	0.3	UHMW-PE
TP-36AK1300T	13	150.4	155			0.5	
TP-36AK1500T	15	173.1	178			0.7	

Note: 1. Made-to-order product.  
2. Operating temperature range is  $-20^{\circ}\text{C}$  to  $60^{\circ}\text{C}$ . Use stainless steel sprockets (made-to-order product) when operating temperatures exceed  $60^{\circ}\text{C}$ .

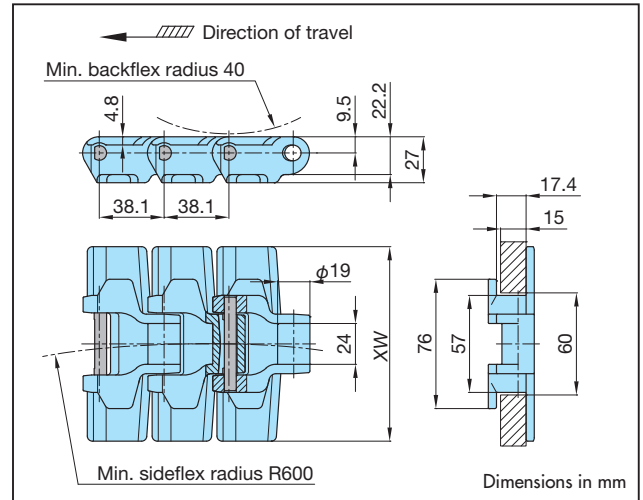
Dimensions in mm

## ●TPUS-Y-T



Material	Low Friction/Anti-Wear	Top plate width <i>XW</i> mm	Max. allowable load kN{(kgf)}	Approx. mass kg/m
Material mark	LFG			
Link color	Green			
Connecting pin	D-pins			
Tsubaki model no.	TPUS1143-Y-T-LFG	114.3	1.96 {200}	2.1
	TPUS1905-Y-T-LFG	190.5		2.4

Note: 1. TPUS-Y-T plastic top chain cannot be connected to UTDT-S slatband chain with knurled connecting pins sold prior to December 2004.  
 2. Plastic pins are not available.



## Features

- Suitable for heavy loads and long conveyor applications because of high allowable chain load (except for SS and PC types).
- Replacing top plates is simple and easy.
- Base chain types available for operating environments where corrosion could be a problem.

## Chain Construction

TN top chains consist of snap top plates and ANSI #60 base chain. The “legs” of the top plates are used to snap the plates onto the outer links of the base chain and to hold down the detachable plates and prevent them from coming loose.

## Chain Types

### 1. Standard Type

Base chain is steel, and main dimensions are the same as standard roller chain. Note, however, that the shape of the pin ends is different and that strength is lower than RS roller chain. Base chain requires lubrication.

### 2. NP Type

Base chain is nickel-plated standard chain. The nickel plating makes for a better appearance, as well as providing corrosion resistance. Lubrication is required.

### 3. LMC-NP Type

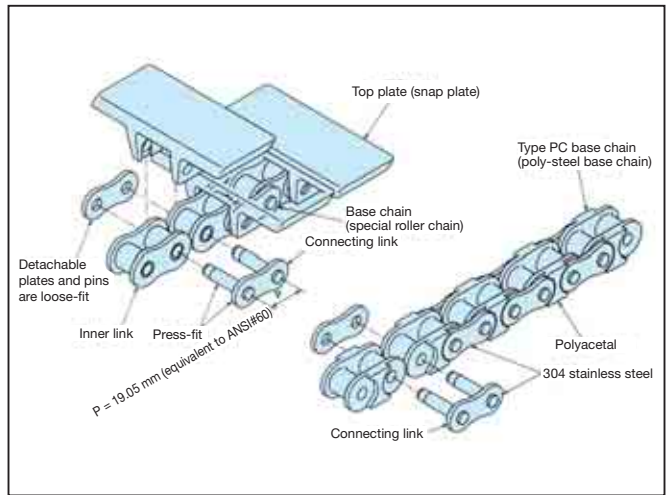
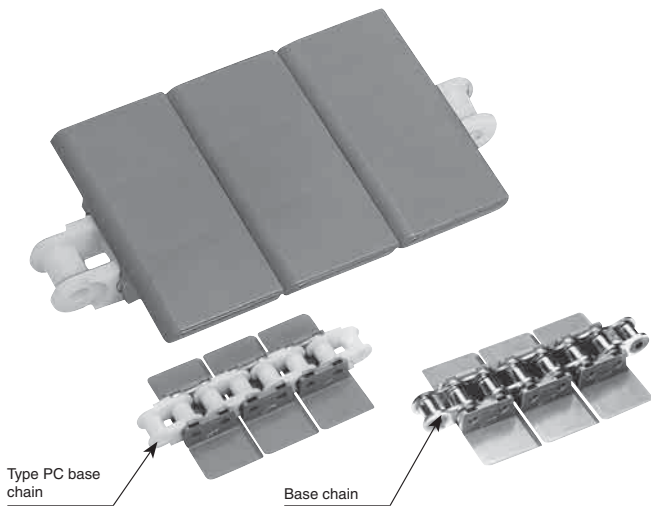
Base chain is lube-free Lambda roller chain using oil-impregnated sintered bushes. Components other than bushes are nickel-plated for corrosion resistance.

### 4. SS Type

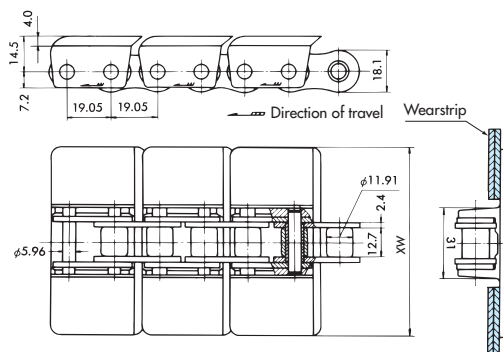
All base chain components are made of 304 stainless steel, and designed for use in environments where high corrosion resistance is required. Lubrication is required.

### 5. PC Type

Base chain is constructed from TN-C-PC poly-steel chain. Connecting links are those intended for TN chain. Made from stainless steel and engineering plastic, this chain delivers corrosion resistance and low noise with no lubrication required.

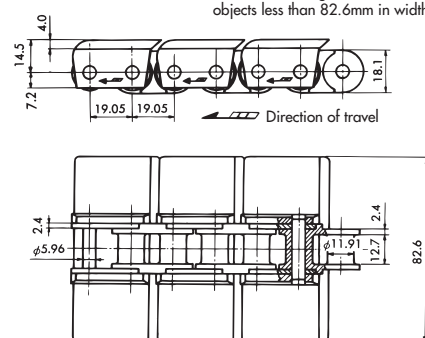


## TN, TN-NP, TN-LMC-NP, TN-SS



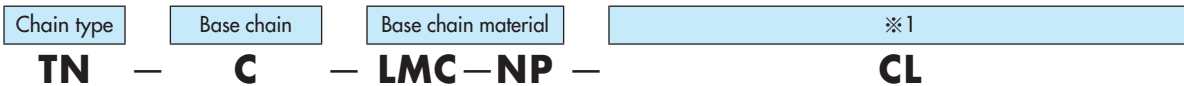
## TN826-PC

(Top plate made specifically for TN826PC)  
Plate width: Designed to accommodate only objects less than 82.6mm in width.



Dimensions in mm

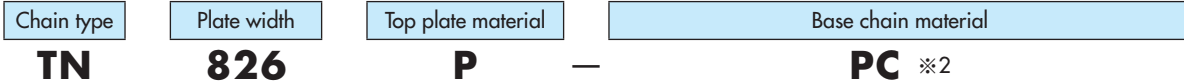
● Model Numbering (Base Chain and Connecting Link)



[blank]: Standard  
NP, LMC-NP, SS, PC

※1 : Specify CL only when connecting link is required.

(Top Plate)



(826 = 82.6mm)

P: Standard

※2 : Specify PC only when base chain material is to be type PC.

Note: Do not leave spaces between letters and symbols.

Top Plate

Top plates for Poly-Steel Attachment Chain (PC) are made specifically for that chain. Top plates for all other types (Standard, NP, LMC-NP, and SS) are identical. Color of top plates for all five types is gray.

Base Chain

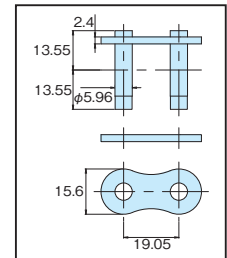
Base chain is identical in size to ANSI #60 chain (pin ends are different for general drive chain). Connecting links are intended for TN chain only. However, for Poly-Steel Attachment Chain (PC), parts other than connecting links are identical to those for drive chain.

Sprockets

Standard ANSI #60 sprockets can be used. Type B sprockets can be used provided they have at least 12 teeth.

Connecting Link

Cotter pins and spring clips are not used on roller chain or Poly-Steel Attachment Chain. The "legs" of the top plates serve to hold the connecting link plate in place and keep it from coming loose.



Caution!

Be sure to specify chain length using the number of links in the base chain. TN top plates are attached only to the outer links of the base chain, which means that the number of links in the chain is twice the number of top plates. Also, note that the number of links for standard base chain length is 160. In other words, with a chain pitch of 19.05mm, standard length is 3,048mm.

Base Chain and Connecting Links

		Standard	NP	LMC-NP	SS	PC
Base chain	Tsubaki model no.	TN-C	TN-C-NP	TN-C-LMC-NP	TN-C-SS	TN-C-PC
Connecting link	Tsubaki model no.	TN-C-CL	TN-C-NP-CL	TN-C-LMC-NP-CL	TN-C-SS-CL	TN-C-PC-CL
Max. allowable load kN {kgf}		6.28 {640}			1.03 {105}	0.88 {90}
Max. allowable speed m/min	With lube	120			70	100
	No lube	60			45	50
Operating temperature range °C		-10 to 80			-20 to 80	

Snap Top Plates

Top plate width	XW mm	82.6		101.6	114.3	127.0	190.5
Tsubaki model no.		TN826P	TN826P-PC	TN1016P	TN1143P	TN1270P	TN1905P
Approx. mass (top plate + base chain) kg/m		2.1	1.5	2.2	2.3	2.4	2.8
Top plate material		Polyacetal (Standard, color: gray)					

Note: The top plate model number is different when base chain is PC. (TN826P-PC).

Snap Top Plate Material

	Material	Material mark	Link color	TN826P	TN826P-PC	TN1016P	TN1143P	TN1270P	TN1905P
Standard chain	Standard	-	Gray	●	●	●	●	●	●
	Low Friction/Anti-Wear	LFW	White	○	○	○	○	○	○
		LFG	Green	-	-	-	-	-	-
		LFB	Brown	-	-	-	-	-	-
	Ultra Low Friction	ULF	Blue	▲	▲	▲	▲	▲	
Low Friction	WR	Green	▲	▲	▲	▲	▲		
High-function chain	Heat Resistant/High Speed	KV150	Black	-	-	-	-	-	-
		KV180		-	-	-	-	-	
		KV250		-	-	-	-	-	
	High Speed	HS	Cream	-	-	-	-	-	
	Chemical Resistant	Y	Matte white	※	※	※	※	※	※
	Electroconductive	E	Black	-	-	-	-	-	-
	Impact Resistant	DIA	Cream	-	-	-	-	-	-
		DIY	Green	-	-	-	-	-	-
Antibacterial/Mold Resistant	MWS	Cream	▲	▲	▲	▲	▲	▲	
Metal Detectable	MPD	Black	-	-	-	-	-	-	
	MPW		-	-	-	-	-		

Note: 1. Shipped chain will consist of a number of standard chain lengths plus (if necessary) one fractional length having the number of links needed to make up the total chain length as ordered by the customer.

2. ● : Standard product ○ : Made-to-order product - : Not available ▲ : Special configurations may be available. ※ : May be available only when base chain is SS or PC. Contact a Tsubaki representative for further information.

...See page 177
 ...See page 191/193
 ...See page 203-205

## Features

- Curved conveyance chain with high allowable load (double the allowable load of TTUP chain). The sideflexing version of TN Snap Top Chain.
- Replacing top plates is simple and easy.
- Base chain types available for operating environments where corrosion could be a problem.

## Chain Construction

TNU top chains consist of snap top plates and ANSI #60 base chain. The “legs” of the top plates are used to snap the plates onto the outer links of the base chain and to hold down the detachable plates and prevent them from coming loose.

## Chain Types

### 1. Standard Type

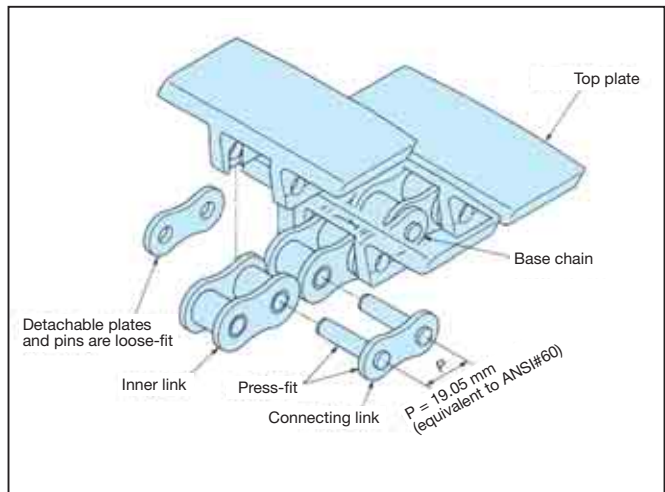

Base chain is steel, and main dimensions are the same as standard roller chain. Note, however, that the shape of the pin ends is different. Base chain requires lubrication.

### 2. NP Type

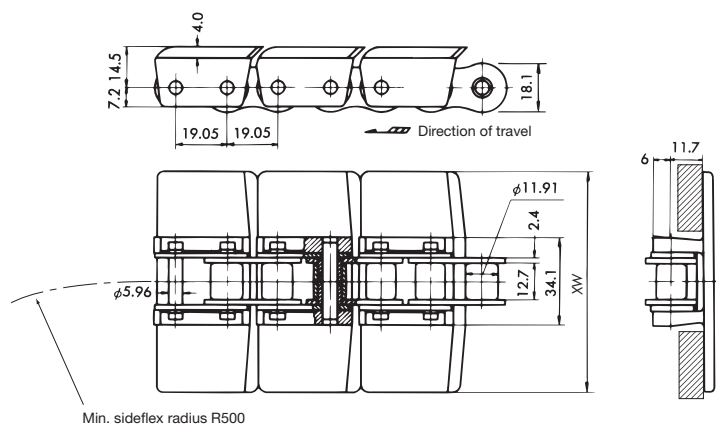
Base chain is nickel-plated standard chain. The nickel plating makes for a better appearance, as well as providing corrosion resistance. Lubrication is required.

### 3. AS Type

Pins, bushes, and rollers are made of precipitation-hardened stainless steel. Plates are made of 304 stainless steel. Suitable for corrosive environments. Lubrication is required.

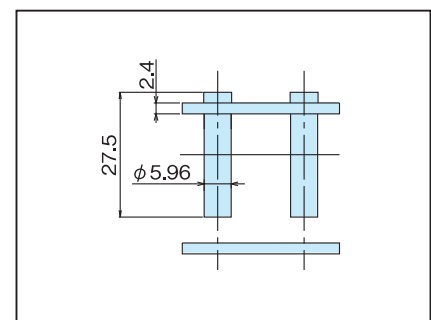


(Base chain, top plates)



## Connecting Link

Cotter pins and spring clips are not used on TNU chain. The “legs” of the top plates serve to hold the connecting link plate in place and keep it from coming loose.



● Model Numbering (Base Chain and Connecting Link)

Chain type	Base chain	Base chain material	※	(Top Plate) Chain type	Plate width	Top plate material
<b>TNU</b>	<b>C</b>	<b>NP</b>	<b>CL</b>	<b>TNU</b>	<b>826</b> (826=82.6mm)	<b>P</b> P: Standard
		[blank] : Standard NP : NP AS : AS	※Specify CL only when connecting link is required.			

Note: Do not leave spaces between letters and symbols.  
When ordering, specify the base chain, connecting links, and top plates separately.

Base Chain and Connecting Links

		Standard	NP	AS
Base chain	Tsubaki model no.	TNU-C	TNU-C-NP	TNU-C-AS
Connecting link	Tsubaki model no.	TNU-C-CL	TNU-C-NP-CL	TNU-C-AS-CL
Max. allowable load kN {kgf}		4.02 {410}		0.78 { 80}
Max. allowable speed m/min	With lube	100		-
	No lube	60		45
Operating temperature range °C		-10 to 80		-20 to 80

Snap Top Plates

Top plate width	XW mm	82.6	114.3	127.0
Tsubaki model no.		TNU826P	TNU1143P	TNU1270P
Approx. mass (top plate + base chain) kg/m		2.2	2.3	2.5
Top plate material		Polyacetal (Standard, color: gray)		

Note: Made-to-order product.

Snap Top Plate Material

		Material	Material mark	Link color	TNU826P	TNU1143P	TNU1270P
Standard chain	Standard	-	-	Gray			
	Low Friction/Anti-Wear	LFW		White	○	○	○
		LFG		Green			
		LFB		Brown			
	Ultra Low Friction	ULF		Blue	-	-	-
Low Friction	WR		Green	▲	▲	▲	
High-function chain	Heat Resistant/High Speed	KV150		Black	-	-	-
		KV180					
		KV250					
	High Speed	HS		Cream			
	Chemical Resistant	Y		Matte white	※	※	※
	Electroconductive	E		Black			
	Impact Resistant	DIA		Cream	-	-	-
		DIY		Green			
Antibacterial/Mold Resistant	MWS		Cream	▲	▲	▲	
Metal Detectable	MPD		Black	-	-	-	
	MPW						

Note: 1. Shipped chain will consist of a number of standard chain lengths plus (if necessary) one fractional length having the number of links needed to make up the total chain length as ordered by the customer.  
2. ○ : Made-to-order product    - : Not available    ▲ : Special configurations may be available.  
※ : May be available only when base chain is AS. Contact a Tsubaki representative for further information.

Sprockets

Standard ANSI #60 sprockets can be used. Type B sprockets can be used provided they have at least 12 teeth.

Caution!

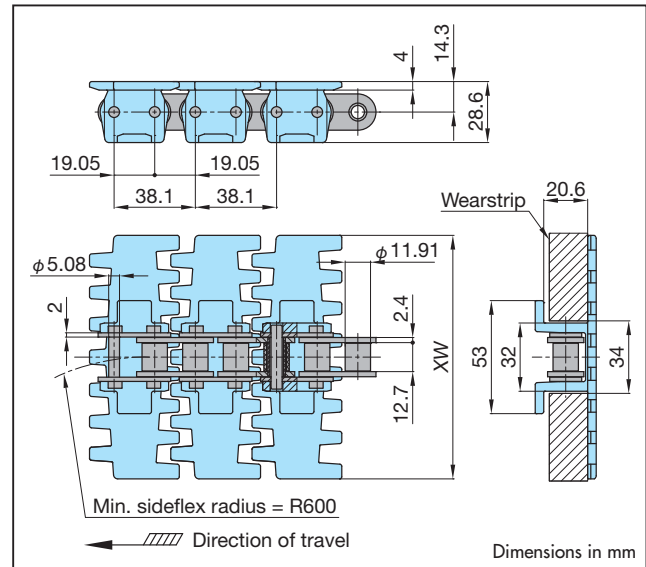

Be sure to specify chain length using the number of links in the base chain. TNU top plates are attached only to the outer links of the base chain, which means that the number of links in the chain is twice the number of top plates. Also, note that the number of links for standard base chain length is 160, in other words, with a chain pitch of 19.05mm, standard length is 3,048mm.

# Snap Top Chain TP-PT

Sideflexing

## Features

- Curved conveyance chain for heavier loads (high allowable chain load).
- Comb-toothed plates minimize gaps between links.
- Top plates snap on to a sideflexing roller chain. The top plates can be replaced, if desired.



## Model Numbering

Chain type    Top plate width    Base chain material    Top plate material

**TP-PT 44 — SS — LFG**

44 = 4 1/2 inches  
= 114.3mm

[blank]: Steel  
(leave blank after hyphen)  
SS: Stainless steel

Note: Do not leave spaces between letters and symbols.

## Material

	Material	Material mark	Link color	Max. allowable load kN {kgf}		Max. allowable speed m/min		Operating temperature range °C	TP-PT (top plate)
				Steel	Stainless steel	With lube	No lube		
Standard chain	Standard	—	Gray	2.16 {220}	0.88 {90}	100 (60)	40 (30)	-20 to 80	▲
	Low Friction/Anti-Wear	LFW	White	—	—	—	—	—	—
		LFG	Green	2.16 {220}	0.88 {90}	100 (60)	40 (30)	-20 to 80 (65)	○
		LFB	Brown	—	—	—	—	—	—
	Ultra Low Friction	ULF	Blue	2.16 {220}	0.88 {90}	100 (60)	40 (30)	-20 to 80 (65)	▲
Low Friction	WR	Green	—	—	—	—	-20 to 80	—	
High-function chain	Heat Resistant/High Speed	KV150	Black	—	—	—	—	—	—
		KV180							
		KV250							
	High Speed	HS	Cream						
	Chemical Resistant	Y	Matte white						
	Electroconductive	E	Black						
	Impact Resistant	DIA	Cream						
		DIY	Green						
	Antibacterial/Mold Resistant	MWS	Cream						
Metal Detectable	MPD	Black							
	MPW								

Note: 1. ○ : Made-to-order product    — : Not available    ▲ : Special configurations may be available. Contact a Tsubaki representative for further information.  
2. Max. allowable speed in ( ) is for when the base chain is stainless steel.  
3. Operating temperature of (65) is for wet conditions.

## Chain

Material	Low Friction/Anti-Wear	Top plate width	Approx. mass	Base chain material
Material mark	LFG	XW mm	kg/m	
Tsubaki model no.	TP-PT32-LFG	82.6	2.2	Steel
	TP-PT32-SS-LFG			Stainless steel
	TP-PT44-LFG	114.3	2.3	Steel
	TP-PT44-SS-LFG			Stainless steel

Note: 1. Top plate width of 82.6mm is made by trimming a 114.3mm-wide plate.  
2. When ordering, count the number of top plates for necessary chain length. (Ordering is different for TN and TNU chains.)  
3. Sprockets having at least 20 teeth intended for ANSI #60 standard roller chain can be used. There may be interference with the sprocket hub depending on the type and shape of the sprocket. The hub diameter (HD) should be machined so that it is less than the sprocket pitch diameter (Dp) minus 38.1mm (HD ≤ Dp-38.1).



# Snap Top Chain TP-PTS

Sideflexing

## Features

- Wide top plate width in a curved conveyance chain with high allowable load. Also useful for transporting large objects.
- Comb-toothed plates minimize gaps between links.
- Top plates snap on to a sideflexing roller chain. The top plates can be replaced, if desired.

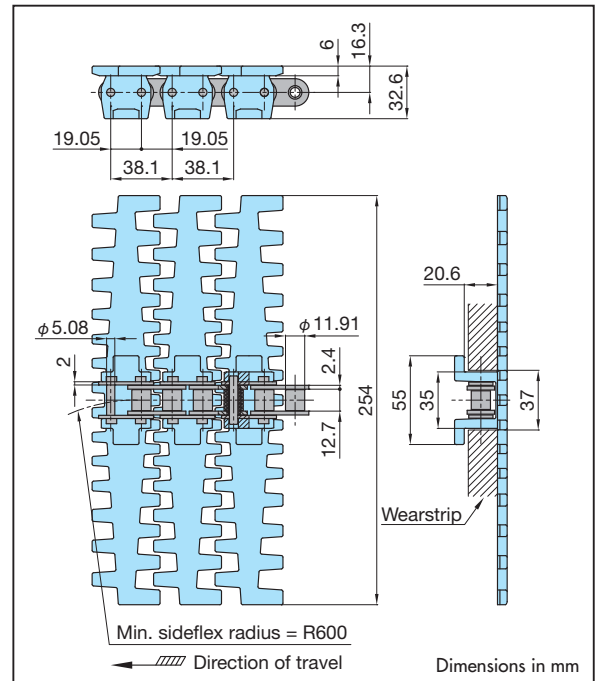


## Model Numbering

Chain type    Top plate width    Base chain material    Top plate material  
**TP-PTS 100 — SS — LFG**

100 = 10 inches  
 [blank]: Steel  
 (leave blank after hyphen)  
 SS: Stainless steel

Note: Do not leave spaces between letters and symbols.



## Material

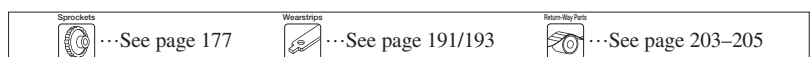
	Material	Material mark	Link color	Max. allowable load kN {kgf}		Max. allowable speed m/min		Operating temperature range °C	TP-PTS (top plate)
				Steel	Stainless steel	With lube	No lube		
Standard chain	Standard	—	Gray	2.16 {220}	0.88 {90}	100 (60)	40 (30)	-20 to 80	▲
	Low Friction/Anti-Wear	LFW	White	—	—	—	—	—	—
		LFG	Green	2.16 {220}	0.88 {90}	100 (60)	40 (30)	-20 to 80 (65)	○
	Ultra Low Friction	ULF	Blue	—	—	—	—	-20 to 80 (65)	—
Low Friction	WR	Green	2.16 {220}	0.88 {90}	100 (60)	40 (30)	-20 to 80	▲	
High-function chain	Heat Resistant/High Speed	KV150	Black	—	—	—	—	—	—
		KV180							
		KV250							
	High Speed	HS	Cream						
	Chemical Resistant	Y	Matte white						
	Electroconductive	E	Black						
	Impact Resistant	DIA	Cream						
DIY		Green							
Antibacterial/Mold Resistant	MWS	Cream							
Metal Detectable	MPD	Black							
	MPW								

Note: 1. ○ : Made-to-order product    — : Not available    ▲ : Special configurations may be available. Contact a Tsubaki representative for further information.  
 2. Max. allowable speed in ( ) is for when the base chain is stainless steel.  
 3. Operating temperature of (65) is for wet conditions.

## Chain

Material	Low Friction/Anti-Wear	Top plate width mm	Approx. mass kg/m	Base chain material
Material mark	LFG			
Tsubaki model no.	TP-PTS100-LFG	254	3.5	Steel
	TP-PTS100-SS-LFG			Stainless steel

Note: 1. Top plate width of 82.6mm is made by trimming a 114.3mm-wide plate.  
 2. When ordering, count the number of top plates for necessary chain length. (Ordering is different for TN and TNU chains.)  
 3. Sprockets having at least 20 teeth intended for ANSI #60 standard roller chain can be used. There may be interference with the sprocket hub depending on the type and shape of the sprocket. The hub diameter (HD) should be machined so that it is less than the sprocket pitch diameter (Dp) minus 38.1mm (HD ≤ Dp-38.1).

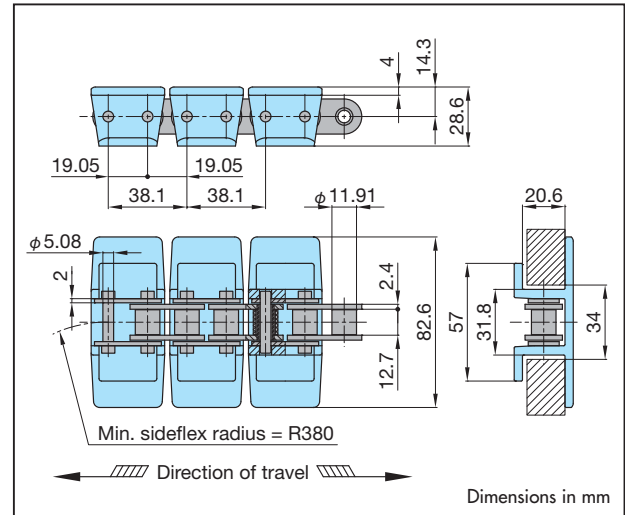


# Snap Top Chain TP-1873-T

Sideflexing

## Features

- Curved conveyance chain for heavier loads (high allowable chain load).
- Top plates snap on to a sideflexing roller chain. The top plates can be replaced, if desired.



## Model Numbering

Chain type    Roller chain material    Tab    Top plate width    Top plate material  
**TP-1873** – **SS** – **T** **K325** – **LFB**

[blank]: Steel  
 (leave blank after hyphen)  
 SS: Stainless steel                      K325 = 82.6mm

Note: Do not leave spaces between letters and symbols.

## Material

	Material	Material mark	Link color	Max. allowable load kN {kgf}		Max. allowable speed m/min		Operating temperature range °C	TP-1873-T (top plate)
				Steel	Stainless steel	With lube	No lube		
Standard chain	Standard	–	Gray	2.16 {220}	0.88 {90}	100 (60)	40 (30)	-20 to 80	▲
	Low Friction/Anti-Wear	LFW	White						
		LFG	Green						
	Ultra Low Friction	LFB	Brown						
Low Friction	ULF	Blue	-20 to 80 (65)	○					
	WR	Green			-20 to 80	▲			
High-function chain	Heat Resistant/High Speed	KV150	Black	–			–	–	–
		KV180							
		KV250							
	High Speed	HS	Cream						
	Chemical Resistant	Y	Matte white						
	Electroconductive	E	Black						
	Impact Resistant	DIA	Cream						
		DIY	Green						
Antibacterial/Mold Resistant	MWS	Cream							
Metal Detectable	MPD	Black							
	MPW								

Note: 1. ○ : Made-to-order product    – : Not available    ▲ : Special configurations may be available. Contact a Tsubaki representative for further information.  
 2. Max. allowable speed in ( ) is for when the base chain is stainless steel.  
 3. Operating temperature of (65) is for wet conditions.

## Chain

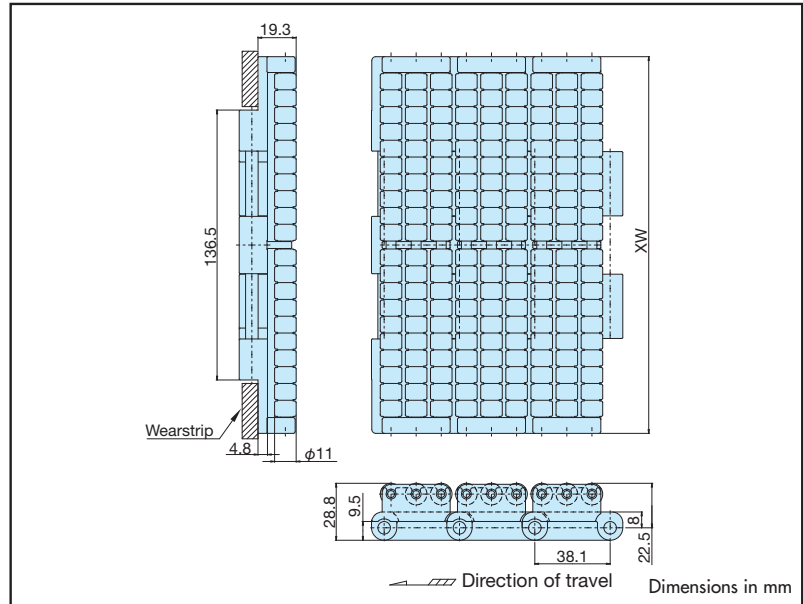

Material	Low Friction/Anti-Wear	Top plate width mm	Approx. mass kg/m	Base chain material
Material mark	LFB			
Tsubaki model no.	TP-1873-TK325-LFB	82.6	2.2	Steel
	TP-1873-SS-TK325-LFB			Stainless steel

Note: 1. When ordering, count the number of top plates for necessary chain length. (Ordering is different for TN and TNU chains.)  
 2. Sprockets having at least 16 teeth intended for ANSI 60 standard roller chain can be used. There may be interference with the sprocket hub depending on the type and shape of the sprocket. The hub diameter (HD) should be machined so that it is less than the sprocket pitch diameter (Dp) minus 38.1mm (HD ≤ Dp-38.1).  
 3. Contact a Tsubaki representative regarding selection.



## Features

- Free rotation of plastic accumulation rollers protects conveyed objects from damage. Ideal for minimizing marks or scratches on the bottom sides of conveyed objects and for reducing line pressure when used in accumulation applications.
- Coefficient of rolling friction for free-flow rollers is 0.10.



## Model Numbering

Chain type    Plate width    Accumulation chain

**TTPDH 1905 — LBP**

Note: Do not leave spaces between letters and symbols.

## Chain (Stainless Steel Pins)

Tsubaki model no.	Plate width XW mm	Top plate		Max. allowable load kN {kgf}	Approx. mass kg/m	Operating temperature range °C	Max. allowable speed m/min	
		Material	Color				With lube	No lube
TTPDH1905-LBP	190.5	Link: Low friction Roller: Special engineering plastic	Link: Dark gray Roller: Light blue	1.67 {170}	5.52	-20 to 80 (65)	100	50
TTPDH2540-LBP	254.0				6.90			
TTPDH3048-LBP	304.8				8.00			

- Note:
1. Standard product.
  2. Shipped chain will consist of a number of standard chain lengths plus (if necessary) one fractional length having the number of links needed to make up the total chain length as ordered by the customer.
  3. Specifications other than the above are not available.
  4. Plastic pins are not available.
  5. Operating temperature of (65) is for wet conditions.



...See page 89



...See page 191/193



...See page 207


# Plastic Top Accumulation Chain TPUS-LBP

Sideflexing

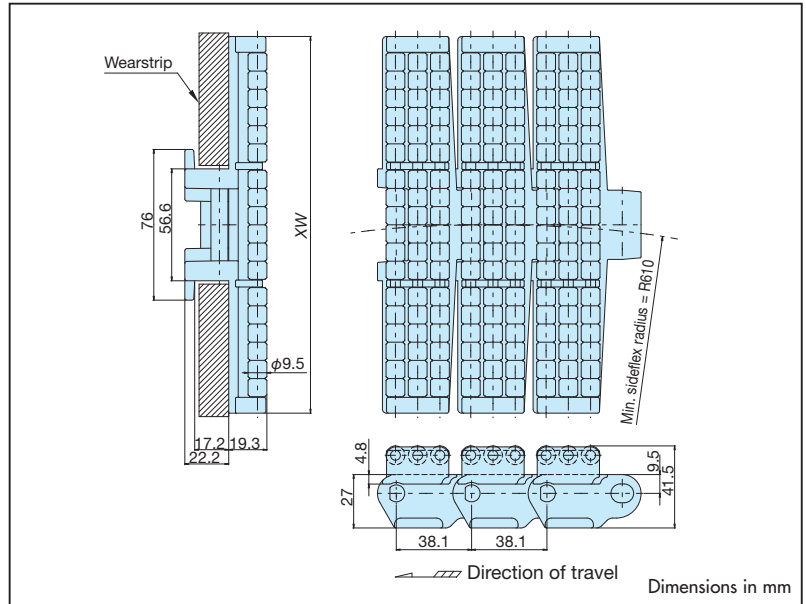

## Features

- Free rotation of plastic accumulation rollers protects conveyed objects from damage. Ideal for minimizing marks or scratches on the bottom sides of conveyed objects and for reducing line pressure when used in accumulation applications.
- Coefficient of rolling friction for free-flow rollers is 0.10.

### ● TPUS953



### ● TPUS1905



### ● Model Numbering

Chain type   Plate width   Tab   Accumulation chain

**TPUS 1905 — T — LBP**

Note: Do not leave spaces between letters and symbols.

### Chain (Stainless Steel Pins)

Tsubaki model no.	Plate width XW mm	Top plate		Max. allowable load kN {kgf}	Approx. mass kg/m	Operating temperature range °C	Max. allowable speed m/min	
		Material	Color				With lube	No lube
TPUS953-T-LBP	95.3	Link: Low friction Roller: Special engineering plastic	Link: Dark gray Roller: Light blue	2.16 {220}	3.31	-20 to 80 (65)	30	30
TPUS1905-T-LBP	190.5							
TPUS2540-T-LBP	254.0							
TPUS3048-T-LBP	304.8							

- Note:
1. Standard product.
  2. Shipped chain will consist of a number of standard chain lengths plus (if necessary) one fractional length having the number of links needed to make up the total chain length as ordered by the customer.
  3. Specifications other than the above are not available.
  4. Plastic pins are not available.
  5. Operating temperature of (65) is for wet conditions.



...See page 120



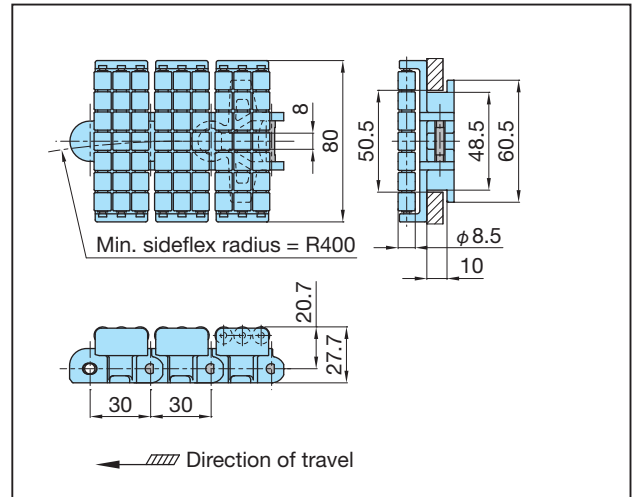
...See page 191/193



...See page 207

## Features

- Roller rotation reduces line pressure.
- Coefficient of friction of rollers with conveyed objects is 0.07.
- Suitable for conveyor lines on which conveyed objects will accumulate.



## Model Numbering



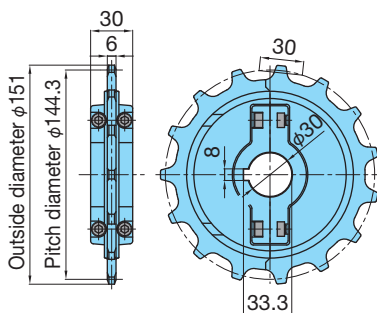
Note: Do not leave spaces between letters and symbols.

## Chain (Stainless Steel Pins)

Tsubaki model no.	Material		Material mark	Color	Top plate width mm	Max. allowable load kN {kgf}	Operating temperature range °C	Max. allowable speed m/min		Approx. mass kg/m	Connecting pin material
	Link	Roller						With lube	No lube		
TP-30UTW-LAP	Low Friction/Anti-Wear		LFW	White	80	0.7 {71}	-20 to 80 {65}	100	50	1.90	Stainless steel

- Note:
1. Standard product.
  2. Plastic pins are not available.
  3. Operating temperature of (65) is for wet conditions.
  4. Available only in LFW (Low Friction/Anti-Wear) material.

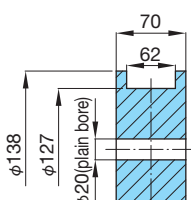
## Engineering Plastic Split Sprockets



Tsubaki model no.	Teeth	Pitch diameter Dp	Outside diameter Do	Approx. mass kg	Material	
					Body	Bolt & nut
TP-SW30UT-15T30	15	144.3	151	0.2	Reinforced polyamide (color: black)	Stainless steel


- Note:
1. Made-to-order product.
  2. Operating temperature range: -20°C to 80°C
  3. Bolt tightening torque: 5.7 N·m {0.58 kgf·m}
  4. When assembling the halves of the sprocket, do not mix the halves with halves from other sprockets.

## Engineering Plastic Idler Wheels



Tsubaki model no.	Equivalent no. of teeth	Approx. mass kg	Material
TP-IW30UT-15T20	15	0.9	UHMW-PE

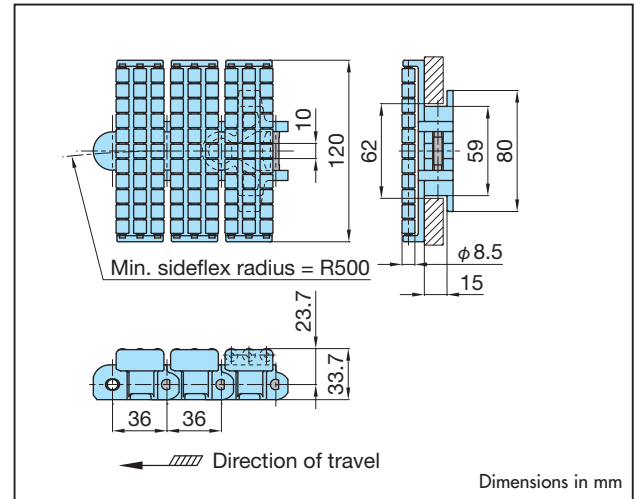
- Note:
1. Made-to-order product.
  2. Operating temperature range is -20°C to 60°C. Use stainless steel sprockets (made-to-order product) when operating temperatures exceed 60°C.



Dimensions in mm

## Features

- Roller rotation reduces line pressure.
- Coefficient of friction of rollers with conveyed objects is 0.07.
- Suitable for conveyor lines on which conveyed objects will accumulate.



## Model Numbering



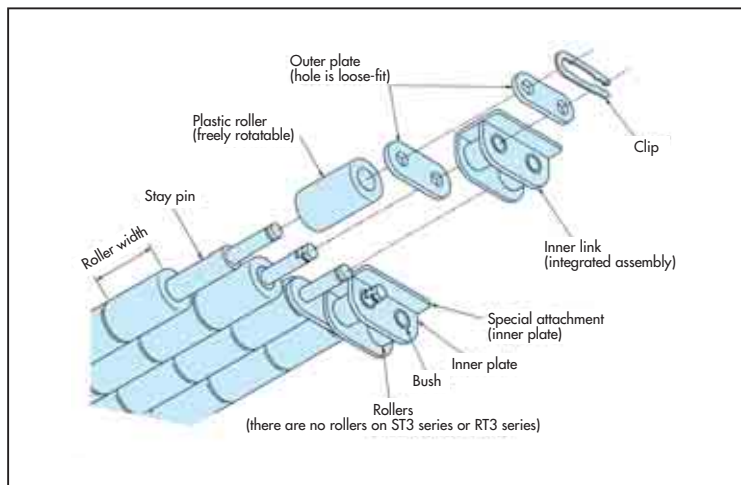
Note: Do not leave spaces between letters and symbols.

## Chain (Stainless Steel Pins)

Tsubaki model no.	Material		Material mark	Color	Top plate width mm	Max. allowable load kN {kgf}	Operating temperature range °C	Max. allowable speed m/min		Approx. mass kg/m	Connecting pin material
	Link	Roller						With lube	No lube		
TP-36UTW-LAP	Low Friction/Anti-Wear		LFW	White	120	1.1 {112}	-20 to 80 (65)	100	50	2.90	Stainless steel

- Note:
1. Standard product.
  2. Plastic pins are not available.
  3. Operating temperature of (65) is for wet conditions.
  4. Available only in LFW (Low Friction/Anti-Wear) material.
  5. Contact a Tsubaki representative regarding special sprockets and idler wheels.

## ST Roller Table



## RT Roller Table

RT roller table does not have special attachments covering the chain.

### Features

- Conveyed goods can be placed directly on rollers without the use of pallets.
- ST type has special attachments that are level with the plastic rollers, enabling conveyed goods to move smoothly from one side to the other across two parallel strands of chain.
- RT type has plastic rollers double the width of the ST type (except RT300 series), and can be used for transferring objects having large widths such as shipping crates and pallets.
- Coefficient of rolling friction for rollers is from 0.06 to 0.10.
- Gap between plastic rollers does not change even when bending because rollers are mounted above the pitch line of the base chain.

### Material

#### • ST Type

##### SS (stainless steel) Series

Plastic roller:	Polyacetal (light gray)
Stay pin:	304 stainless steel
Special attachment:	304 stainless steel
Clip:	301 stainless steel
Base chain:	Stainless steel

##### NP (nickel-plated) Series

Plastic roller:	Polyacetal (light gray)
Stay pin:	304 stainless steel
Special attachment :	304 stainless steel
Clip:	301 stainless steel
Base chain:	Nickel-plated

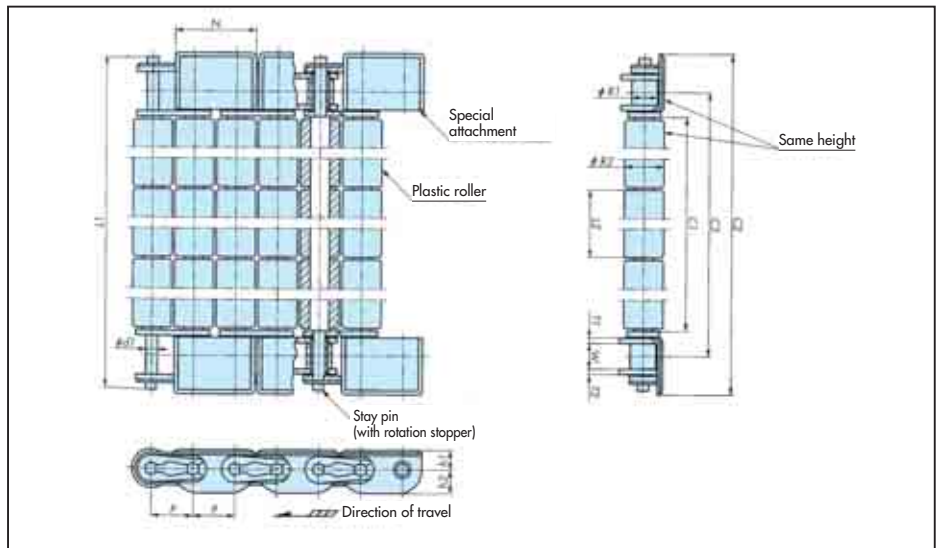
#### • RT Type

##### SS (stainless steel) Series

Plastic roller:	Polyacetal (light gray)
Stay pin:	304 stainless steel
Clip:	301 stainless steel
Base chain:	Stainless steel



● ST Roller Table



Dimensions

Type	Pitch P	Width W	Roller (bush) diameter R1	Attachment height h1	Plate height h2	Attachment width N	Attachment thickness T1	Plate thickness T2	Pin diameter d1	Plastic roller outer diameter R2	Plastic roller length L2	Max. allowable conveying load* kg/m <sup>2</sup>
ST300	9.525	4.78	( 5.08)	4.4	5.2	18.3	0.75	1.25	3.54	9.2	10.0	50
ST400	12.70	7.95	7.92	5.7	7.0	24.4	1.2	1.5	3.92	12.0	25.0	250
ST500	15.875	9.53	10.16	7.1	8.5	30.5	1.5	2.0	5.00	15.0	25.0	350

Tsubaki model no.	Effective width C1	Total width C2	Center distance C3	Pin length L1	Approx. mass kg/m
ST305-SS	50.0	75.0	60.4	74.2	1.75
ST310-SS	100.0	125.0	110.4	124.2	2.68
ST315-SS	150.0	175.0	160.4	174.2	3.61
ST320-SS	200.0	225.0	210.4	224.2	4.54

Tsubaki model no.	Effective width C1	Total width C2	Center distance C3	Pin length L1	Approx. mass kg/m
ST404-SS	101.2	138.0	115.6	135.6	4.42
ST404-NP					
ST406-SS	151.2	188.0	165.6	185.6	5.78
ST406-NP					
ST408-SS	201.2	238.0	215.6	235.6	7.13
ST408-NP					
ST410-SS	251.2	288.0	265.6	285.6	8.48
ST410-NP					
ST412-SS	301.2	338.0	315.6	335.6	9.82
ST412-NP					
ST414-SS	351.2	388.0	365.6	385.6	11.17
ST414-NP					
ST416-SS	401.2	438.0	415.6	435.6	12.52
ST416-NP					



Tsubaki model no.	Effective width C1	Total width C2	Center distance C3	Pin length L1	Approx. mass kg/m
ST504-SS	101.2	145.2	119.0	142.8	6.16
ST504-NP					
ST506-SS	151.2	195.2	169.0	192.8	8.08
ST506-NP					
ST508-SS	201.2	245.2	219.0	242.8	9.88
ST508-NP					
ST510-SS	251.2	295.2	269.0	292.8	11.74
ST510-NP					
ST512-SS	301.2	345.2	319.0	342.8	13.60
ST512-NP					
ST514-SS	351.2	395.2	369.0	392.8	15.46
ST514-NP					
ST516-SS	401.2	445.2	419.0	442.8	17.31
ST516-NP					
ST518-SS	451.2	495.2	469.0	492.8	19.18
ST518-NP					
ST520-SS	501.2	545.2	519.0	542.8	21.04
ST520-NP					
ST522-SS	551.2	595.2	569.0	592.8	22.90
ST522-NP					
ST524-SS	601.2	645.2	619.0	642.8	24.76
ST524-NP					

Note: 1. The base chain for ST300 (#35) is rollerless and bushed type.  
 2. \* Changes depending on the width and length of the roller table.  
 Contact a Tsubaki representative for chain selection.  
 3. Made-to-order product.

Sprockets

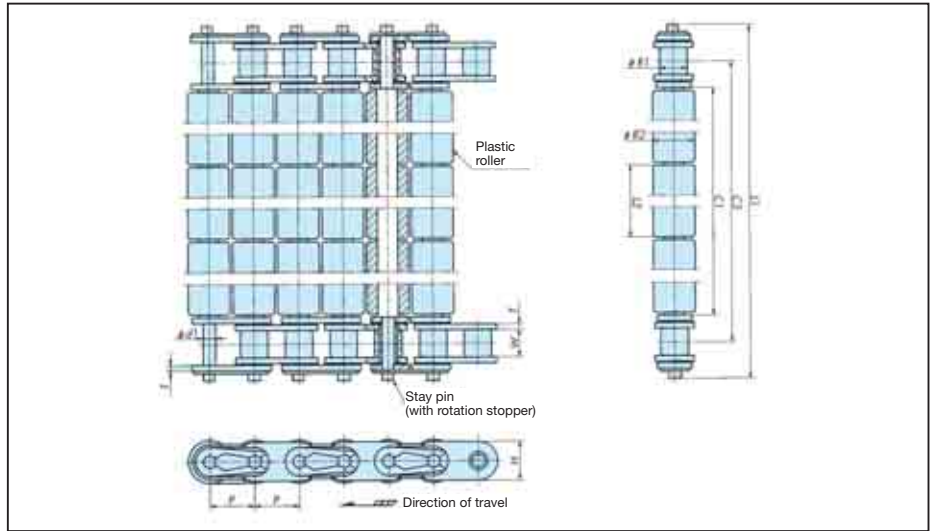
Standard ANSI sprockets (type B) can be used provided they have at least 23 teeth.

When the number of teeth is 22 or less, special roller table sprockets should be used to prevent any interference between the sprocket hub and the bottom of the chain plate.

 ...See page 162
  ...See page 199

Dimensions in mm

● RT Roller Table



Dimensions

Dimensions in mm

Tsubaki model no.	Pitch P	Width W	Roller (bush) diameter R1	Plate		Pin		Plastic roller		Effective width C1	Center distance C3	Max. allowable conveying load* kg/m <sup>2</sup>	Approx. mass kg/m
				Height H	Thickness T	Diameter d1	Length L1	Diameter R2	Length L2				
RT305-SS	9.525	4.78	(5.08)	8.2	1.25	3.54	74.2	9.2	10.0	50.5	60.4	50	1.68
RT310-SS							124.2			100.0	110.4		2.61
RT315-SS							174.2			150.0	160.4		3.54
RT320-SS							224.2			200.0	210.4		4.47
RT404-SS	12.70	7.95	7.92	11.1	1.5	3.92	135.6	12.2	50.0	101.2	115.6	200	4.03
RT408-SS							235.6			201.2	215.6		6.76
RT412-SS							335.6			301.2	315.6		9.48
RT416-SS							435.6			401.2	415.6		12.21
RT504-SS	15.875	9.53	10.16	13.9	2.0	5.00	142.8	15.2	50.0	101.2	119.0	300	5.80
RT508-SS							242.8			201.2	219.0		9.48
RT512-SS							342.8			301.2	319.0		13.17
RT516-SS							442.8			401.2	419.0		16.89
RT520-SS	19.05	12.70	11.91	16.8	2.4	5.96	542.8	18.3	50.0	501.2	519.0	300	20.54
RT524-SS							642.8			601.2	619.0		24.23
RT604-SS							153.6			101.2	124.0		6.73
RT608-SS							253.6			201.2	224.0		10.38
RT612-SS	19.05	12.70	11.91	16.8	2.4	5.96	353.6	18.3	50.0	301.2	324.0	300	14.03
RT616-SS							453.6			401.2	424.0		17.68
RT620-SS							553.6			501.2	542.0		21.32
RT624-SS							653.6			601.2	624.0		24.97

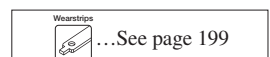
Note: 1. The base chain for RT300 (#35) is rollerless and bushed type.  
 2. \* Changes depending on the width and length of the roller table. Contact a Tsubaki representative for chain selection.  
 3. Made-to-order product.

Sprockets

Standard ANSI sprockets (type B) can be used provided they have at least 23 teeth.

When the number of teeth is 22 or less, special roller table sprockets should be used to prevent any interference between the sprocket hub and the bottom of the chain plate.

For the RT600 series, outer plate height is identical to inner plate height.



# Sprockets for Plastic Roller Tables

Steel

Plastic Modular Chain

Plastic Top Chain

Plastic Block Chain

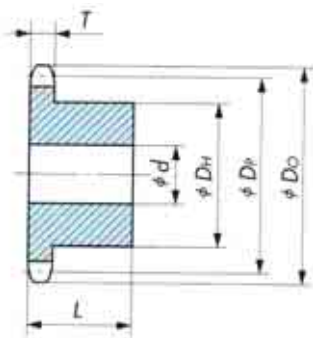
Stainless Steel Top Chain

Accessories

Applicable chain ST/RT Roller Table

## ● Sprockets

Dimensions in mm



Tsubaki model no.	Teeth	Pitch diameter $D_p$	Outside diameter $D_o$	Facewidth $T$	Bore diameter $d$		Hub diameter $D_H$	Length thru bore $L$	Approx. mass kg	Material	
					Plain bore	Max.					
RS35-1B13T-R	13	39.80	44	4.4	9.5	12	26	20	0.09	Carbon steel	
RS35-1B14T-R	14	42.81	47			15	29				
RS35-1B15T-R	15	45.80	51			16	32				
RS35-1B16T-R	16	48.82	54			19	35				
RS35-1B17T-R	17	51.84	57			20	38				
RS35-1B18T-R	18	54.85	60		12.7	23	41				
RS35-1B19T-R	19	57.87	63			26	44				
RS35-1B20T-R	20	60.89	66			28	47				
RS35-1B21T-R	21	63.91	69			30	50				
RS40-1B10T-R	10	41.10	47			7.3	9.5		12		24
RS40-1B11T-R	11	45.08	51	15	28						
RS40-1B12T-R	12	49.07	55	17	32						
RS40-1B13T-R	13	53.07	59	12.7	20			36			
RS40-1B14T-R	14	57.07	63		23			40			
RS40-1B15T-R	15	61.08	67		26		44				
RS40-1B16T-R	16	65.10	71		28		48				
RS40-1B17T-R	17	69.12	76		32		52				
RS40-1B18T-R	18	73.14	80	12.7	35		56	25	0.50		
RS40-1B19T-R	19	77.16	84		38		60				
RS40-1B20T-R	20	81.18	88		41	64					
RS40-1B21T-R	21	85.21	92		45	68					
RS40-1B22T-R	22	89.24	96		47	72					
RS50-1B10T-R	10	51.37	58		8.9	9.5	16		31	25	0.20
RS50-1B11T-R	11	56.35	64				12.7		20		36
RS50-1B12T-R	12	61.34	69						23		41
RS50-1B13T-R	13	66.34	74						27		46
RS50-1B14T-R	14	71.34	79						31		51
RS50-1B15T-R	15	76.35	84	35		56					
RS50-1B16T-R	16	81.37	89	12.7		38	61				
RS50-1B17T-R	17	86.39	94			43	66				
RS50-1B18T-R	18	91.42	100			46	71	28	0.97		

Note:

- Teeth for all sprockets are hardened.
- A greater number of teeth than those given in the table above can be used with ANSI standard sprockets.
- RT type roller table can use the same sprockets as above with the exception of the following.  
 RS351B: 14 teeth or greater  
 RS401B: 13 teeth or greater  
 RS501B: 14 teeth or greater, and  
 RS601B: 12 teeth or greater can use ANSI standard sprockets.
- 304 stainless steel series are the same as above. (Contact a Tsubaki representative for further information.)
- Made-to-order product.

## ● Model Numbering

Applicable chain size	Hub	Teeth	Roller table
<b>RS40</b>	<b>1B</b>	<b>11T</b>	<b>R</b>

Note: Do not leave spaces between letters and symbols.

## Features

- Smaller chain pitch than plastic top chain allows use of sprockets with a smaller outer diameter, effectively reducing the gap between the end of one conveyor and the start of the next conveyor.
- Diverse range of chain pitches and link widths available. Suitable for a wide range of applications.
- Standard ANSI sprockets can be used.
- Block shape and small link width ideal for conveying small goods.
- Multiple strands can be used in parallel; ideal for conveying pallets.

## Improved Design

The design of RSP40 and RSP60 Plastic Block Chains with stainless steel pins was improved in July 2008 to provide additional stability and reliability.

Changes:

1) Link top surface

The shape of the link top surface was modified to eliminate thin-walled sections that had the potential to crack or deform, and to resist chipping.

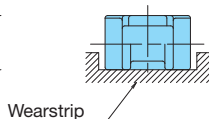
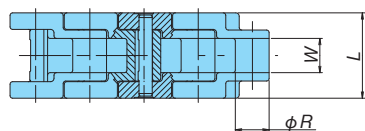
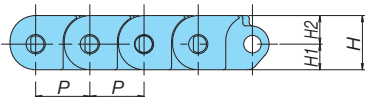
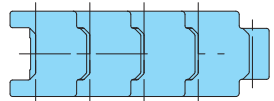
Link shape is now the same as type RSP35 and RSP50 chains with stainless steel pins.

2) Knurled connecting pins updated to D-pins

This change reduces the risk of damage to connecting areas (such as stress cracking at pin holes) and prevents problems with pins falling out.

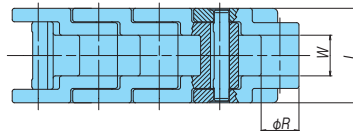
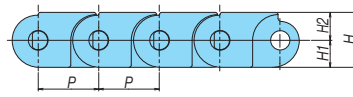


RSP (excluding type KV to the right)



← Direction of travel

RSP40-KV, RSP60-KV



## Model Numbering

Chain type Chain size Chain material  
**RSP 40 — LFB**

Note: Do not leave spaces between letters and symbols.

## Connecting Pin

1. 304 stainless steel D-pin for RSP35  
Model no. RSP35-SUS-JPD
2. 304 stainless steel D-pin for RSP40  
Model no. RSP40-SUS-JPD
3. 304 stainless steel D-pin for RSP50  
Model no. RSP50-SUS-JPD
4. 304 stainless steel D-pin for RSP60  
Model no. RSP60-SUS-JPD

### Chain (Stainless Steel Pins)

Dimensions in mm

Tsubaki model no.	P	R	W	L	H1	H2	H	Approx. mass kg/m (DIA/DIY)	No. of links per 10 ft
RSP35	9.525	5.08	4.78	13	4	5	9	0.15 (0.13/0.18)	320
RSP40	12.7	7.92	7.95	20	6	6.7	12.7	0.36 (0.30/0.45)	240
RSP50	15.875	10.16	9.53	22.5	7	8	15	0.46 (0.40/0.55)	192
RSP60	19.05	11.91	12.7	30	8.5	8.8	17.3	0.72 (0.68/0.90)	160

### Material

	Material	Material mark	Link color	Max. allowable load kN {kgf}				Max. allowable speed m/min		Operating temperature range °C	RSP 35	RSP 40	RSP 50	RSP 60	
				RSP35	RSP40	RSP50	RSP60	With lube	No lube						
Standard chain	Standard	-	White	0.18{18}	0.44{45}	0.69{70}	0.88{90}	60	-20 to 80	●	●	●	●		
	Low Friction/Anti-Wear	LFW	White							○	○	○	○		
		LFG	Green							○	○	○	○		
		LFB	Brown							○	○	○	○		
	Ultra Low Friction	ULF	Blue							○	○	○	○		
Low Friction	WR	Green	-	-	-	-	-	-	-	-	-	-			
High-function chain	Heat Resistant/High Speed	KV150	Black	-	-	-	-	-	-	-20 to 150	-	○	-	○	
		KV180		0.18{18}	0.44{45}	-	0.88{90}	100	100	-20 to 180	○	○	-	○	
		KV250		-	-	-	-	-	-	-20 to 250	-	▲	-	▲	
	Chemical Resistant	Y	Matte white	0.10{10}	0.25{25}	0.39{40}	0.49{50}	60	60	-20 to 80	○	○	○	○	
	Super Chemical Resistant	SY	-	-	-	-	-	-			-	-	-	-	-
	Electroconductive	E	Black	0.13{13}	0.34{35}	0.49{50}	0.64{65}	60			○	●	○	○	
	Impact Resistant	DIA	Cream	0.14{14}	0.34{35}	0.54{55}	0.69{70}	-	-	○	○	○	○		
		DIY	Green	0.14{14}	0.34{35}	0.54{55}	0.69{70}	60	○	○	○	○			
	Antibacterial/Mold Resistant	MWS	Cream	0.18{18}	0.44{45}	0.69{70}	0.88{90}	-	-	○	○	○	○		
Metal Detectable	MPD	Black	-	-	-	-	-	-	-	▲	▲	▲	▲		
	MPW		-	-	-	-	-	-	-	-	-	-	-		

Note: 1. Shipped chain will consist of a number of standard chain lengths plus (if necessary) one fractional length having the number of links needed to make up the total chain length as ordered by the customer. Standard chain length is 10 feet.  
 2. ● : Standard product ○ : Made-to-order product - : Not available  
 ▲ : Special configurations may be available. Contact a Tsubaki representative for further information.

Material	Standard	Low Friction/Anti-Wear			Antibacterial/Mold Resistant	Ultra Low Friction
Material mark	-	LFW	LFG	LFB	MWS	ULF
Tsubaki model no.	RSP35	RSP35-LFW	RSP35-LFG	RSP35-LFB	RSP35-MWS	RSP35-ULF
	RSP40	RSP40-LFW	RSP40-LFG	RSP40-LFB	RSP40-MWS	RSP40-ULF
	RSP50	RSP50-LFW	RSP50-LFG	RSP50-LFB	RSP50-MWS	RSP50-ULF
	RSP60	RSP60-LFW	RSP60-LFG	RSP60-LFB	RSP60-MWS	RSP60-ULF

Material	Impact Resistant		Heat Resistant/High Speed	Electroconductive	Chemical Resistant	Super Chemical Resistant
Material mark	DIA	DIY	KV180	E	Y	SY
Tsubaki model no.	RSP35-DIA	RSP35-DIY	RSP35-KV180	RSP35-E	RSP35-Y	-
	RSP40-DIA	RSP40-DIY	RSP40-KV180	RSP40-E	RSP40-Y	RSP40-SY
	RSP50-DIA	RSP50-DIY	-	RSP50-E	RSP50-Y	-
	RSP60-DIA	RSP60-DIY	RSP60-KV180	RSP60-E	RSP60-Y	RSP60-SY

Note: 1. Heat Resistant/High Speed chains (RSP40-KV180, RSP60-KV180, RSP40-KV150, RSP60-KV150) have different top link shapes. They cannot be connected to other chain types.  
 2. Connecting pins for Super Chemical Resistant chain are knurled pins (other chain types use D-pins).  
 3. The design of RSP40 and RSP60 chains was improved in July 2008.  
 4. New chain cannot be connected to an old chain model. When replacing an old chain model, always replace the entire chain.

### Sprockets

Standard ANSI sprockets can be used (minimum number of teeth is 14).

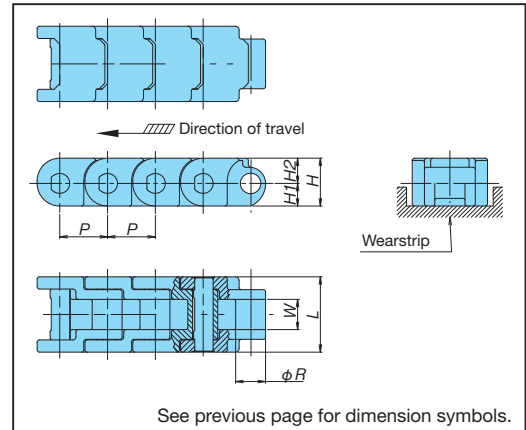

It may be necessary to machine the hub diameter depending on the sprocket type and the hub diameter.

# Plastic Block Chain RSP-P

Plastic Pins: Straight Running

## Features

- Smaller chain pitch than plastic top chain allows use of sprockets with a smaller outer diameter, effectively reducing the gap between the end of one conveyor and the start of the next conveyor.
- Diverse range of chain pitches and link widths available. Suitable for a wide range of applications.
- Standard ANSI sprockets can be used.
- Block shape and small link width ideal for conveying small goods.
- Multiple strands can be used in parallel; ideal for conveying pallets.
- All-plastic construction means light weight and easy handling. Longer service life under water lubrication than stainless steel pins.



See previous page for dimension symbols.

## Model Numbering

Chain type    Chain size    Plastic pin    Chain material  
**RSP    40    P    —    LFB**

Note: Do not leave spaces between letters and symbols.

## Connecting Pin

1. Special engineering plastic D-pin for RSP40P, orange  
Model no. RSP40-PLA-JPD
2. Special engineering plastic D-pin for RSP60P, orange  
Model no. RSP60-PLA-JPD

## Sprockets

Standard ANSI sprockets can be used (minimum number of teeth is 14). It may be necessary to machine the hub diameter depending on the sprocket type and the hub diameter.

## Material

	Material	Material mark	Link color	Max. allowable load kN {kgf}		Max. allowable speed m/min		Operating temperature range °C	RSP 40P	RSP 60P	
				RSP40P	RSP60P	With lube	No lube				
Standard chain	Standard	—	White	0.25{25}	0.59{60}	60	-	-20 to (60) 80	○	○	
	Low Friction/Anti-Wear	LFW	White						○	○	
		LFG	Green						○	○	
		LFB	Brown	○	○						
		Ultra Low Friction	ULF	Blue	—	—	—	—	—	—	
	Low Friction	WR	Green	—	—	—	—	—	—		
High-function chain	Heat Resistant/High Speed	KV150	Black	—	—	—	—	—	—	—	
		KV180		—	—	—	—	—	—	—	
		KV250		—	—	—	—	—	—	—	
	Chemical Resistant	Y	Matte white	0.13{13}	0.30{30}	60	—	-20 to (60) 80	▲	▲	
	Super Chemical Resistant	SY	—	—	—	—	—	—	—	—	
	Electroconductive	E	Black	0.18{18}	0.41{42}	60	—	-20 to (60) 80	○	○	
	Impact Resistant	DIA	Cream	—	—	—	—	—	—	—	—
		DIY	Green	0.20{20}	0.44{45}	60	—	-20 to (60) 80	○	○	
	Antibacterial/Mold Resistant	MWS	Cream	0.25{25}	0.59{60}				○	○	
	Metal Detectable	MPD	Black	—	—	—	—	—	—	—	—
MPW		—		—	—	—	—	—	—	—	

Note: 1. Shipped chain will consist of a number of standard chain lengths plus (if necessary) one fractional length having the number of links needed to make up the total chain length as ordered by the customer. Standard chain length is 240 links for RSP40P and 160 links for RSP60P.

2. ○ : Made-to-order product    — : Not available    ▲ : Special configurations may be available. Contact a Tsubaki representative for further information.

3. The plastic connecting pin is colored orange so as to distinguish it from base-chain pins (colored white).

4. Operating temperature of (60) is for using plastic pin chain in wet conditions.

## Chain (Plastic Pins)

Chain size: 40 (12.7mm pitch)

Material	Low Friction/Anti-Wear			Antibacterial/Mold Resistant	Impact Resistant	Approx. mass kg/m
Material mark	LFW	LFG	LFB	MWS	DIY	
Tsubaki model no.	RSP40P-LFW	RSP40P-LFG	RSP40P-LFB	RSP40P-MWS	RSP40P-DIY	0.26 (DIY: 0.30)

Chain size: 60 (19.05mm pitch)

Material	Low Friction/Anti-Wear			Antibacterial/Mold Resistant	Impact Resistant	Approx. mass kg/m
Material mark	LFW	LFG	LFB	MWS	DIY	
Tsubaki model no.	RSP60P-LFW	RSP60P-LFG	RSP60P-LFB	RSP60P-MWS	RSP60P-DIY	0.53 (DIY: 0.62)

Note: Made-to-order product.

...See page 176/177

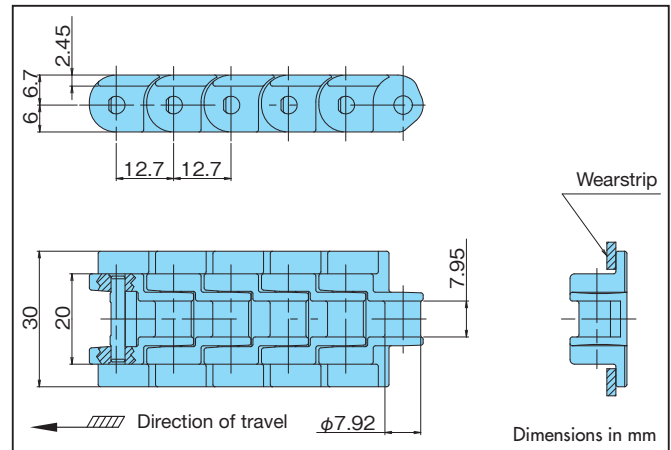

...See page 191/193

# Plastic Block Chain RSP-SL

Straight Running

## Features

- Plastic Block Chain with top plates; ideal for conveying small goods.
- Suitable for suspended conveyance of goods between paralleled strands of chains.
- Smaller chain pitch than plastic top chain allows use of sprockets with a smaller outer diameter, effectively reducing the gap between the end of one conveyor and the start of the next conveyor.



## Model Numbering

Chain type Chain size Chain type Plate width Chain material  
**RSP 40 — SL 300 — LFB**

Note: Do not leave spaces between letters and symbols.

## Connecting Pin

1. 304 stainless steel D-pin  
Model no. RSP40-SUS-JPD

## Material

	Material	Material mark	Link color	Max. allowable load kN (kgf)	Max. allowable speed m/min		Operating temperature range °C	RSP40-SL300
					With lube	No lube		
Standard chain	Standard	—	White	0.44{45}	60	-	-20 to 80	○
	Low Friction/Anti-Wear	LFW	White					○
		LFG	Green					○
		LFB	Brown					○
	Ultra Low Friction	ULF	Blue					○
Low Friction	WR	Green	—	—	—	—	—	
High-function chain	Heat Resistant/ High Speed	KV150	Black	—	—	—	—	—
		KV180		—	—	—	—	—
		KV250		—	—	—	—	—
	Chemical Resistant	Y	Matte white	0.22{22}	60	-20 to 80	○	
	Super Chemical Resistant	SY		—	—		—	—
	Electroconductive	E		Black	—		60	○
	Impact Resistant	DIA	Cream	0.34{35}	—	60	-20 to 80	○
		DIY	Green					○
	Antibacterial/Mold Resistant	MWS	Cream	0.44{45}	60	—	—	○
Metal Detectable	MPD	Black	—	—	—	—	—	
	MPW		—	—	—	—	—	

Note: 1. Shipped chain will consist of a number of standard chain lengths plus (if necessary) one fractional length having the number of links needed to make up the total chain length as ordered by the customer. Standard chain length is 240 links.  
 2. ○ : Made-to-order product — : Not available

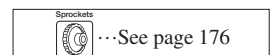
## Chain (Stainless Steel Pins)

Material	Standard	Low Friction/Anti-Wear			Ultra Low Friction	Impact Resistant	
	Material mark	LFW	LFG	LFB	ULF	DIA	DIY
Tsubaki model no.	RSP40-SL300	RSP40-SL300-LFW	RSP40-SL300-LFG	RSP40-SL300-LFB	RSP40-SL300-ULF	RSP40-SL300-DIA	RSP40-SL300-DIY

Note: 1. Made-to-order product.  
 2. Plastic pins are not available.

## Sprockets

Standard ANSI #40 sprockets can be used (minimum number of teeth is 14).  
 It may be necessary to machine the hub diameter depending on the sprocket type and the hub diameter.

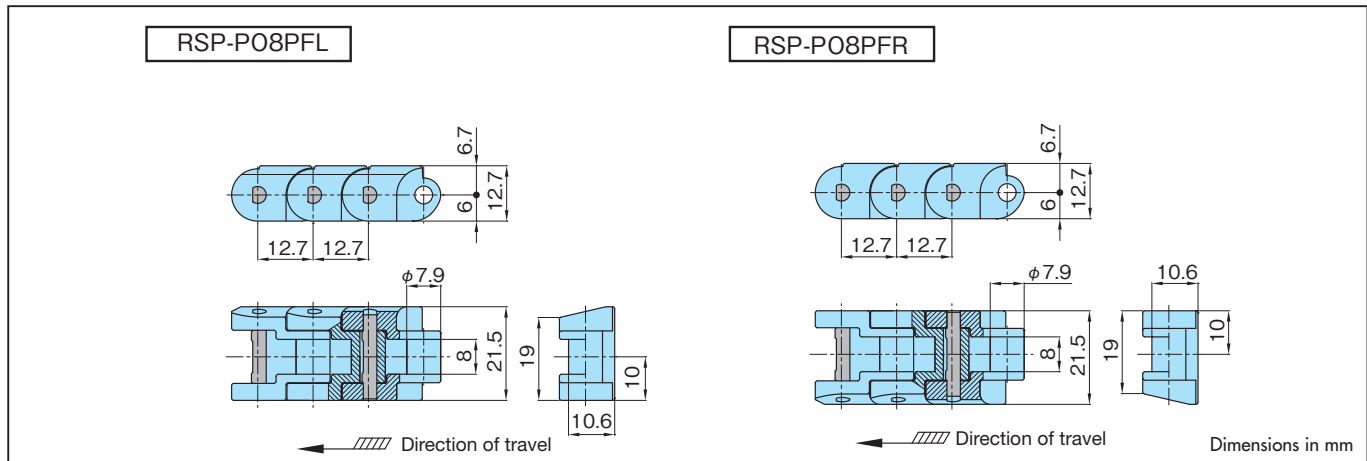


# Plastic Block Chain RSP-PO8PF

Stainless Steel Pins: Straight Running

## Features

- Small pitch and small link width ideal for conveying small goods.
- Chain is designed to convey flanged products supported between two strands of chains.
- Standard ANSI #40 sprockets can be used.



## Model Numbering



Indicates which side the taper will be on with respect to the chain direction of travel (right side: R; left side: L)

Note: Do not leave spaces between letters and symbols.

## Material

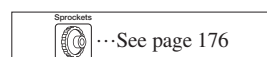
	Material	Material mark	Link color	Max. allowable load kN {kgf}	Max. allowable speed m/min		Operating temperature range °C	RSP- PO8PFL	RSP- PO8PFR
					With lube	No lube			
Standard chain	Standard	-	Gray	0.49{50}	60	60	-20 to 80	▲	▲
	Low Friction/Anti-Wear	LFW	White						
		LFG	Green						
		LFB	Brown						
	Ultra Low Friction	ULF	Blue						
Low Friction	WR	Green							
High-function chain	Heat Resistant/ High Speed	KV150 KV180 KV250	Black	-	-	-	-	-	-
	High Temperature High Speed	HTW	White	-	-	-	-	-	-
		HS	Cream	-	-	-	-	-	-
	Chemical Resistant	Y	Matte white	-	-	-	-	-	-
	Electroconductive	E	Black	0.39{40}	60	60	-20 to 80	▲	▲
	Impact Resistant	DIA	Cream	-	-	-	-	-	-
		DIY	Green	-	-	-	-	-	-
Antibacterial/Mold Resistant	MWS	Cream	-	-	-	-	-	-	
Metal Detectable	MPD	Black	-	-	-	-	-	-	
	MPW								

Note: 1. ○ : Made-to-order product    - : Not available    ▲ : Special configurations may be available. Contact a Tsubaki representative for further information.  
2. Operating temperature of (65) is for wet conditions.

## Chain (Stainless Steel Pins)

Material	Low Friction		Approx. mass kg/m
Material mark	WR		
Tsubaki model no.	RSP-PO8PFL	RSP-PO8PFR	0.4

Note: 1. Made-to-order product.  
2. Plastic pins are not available.  
3. Standard ANSI #40 sprockets can be used (minimum number of teeth is 13). It may be necessary to machine the hub diameter depending on the sprocket type and the hub diameter.



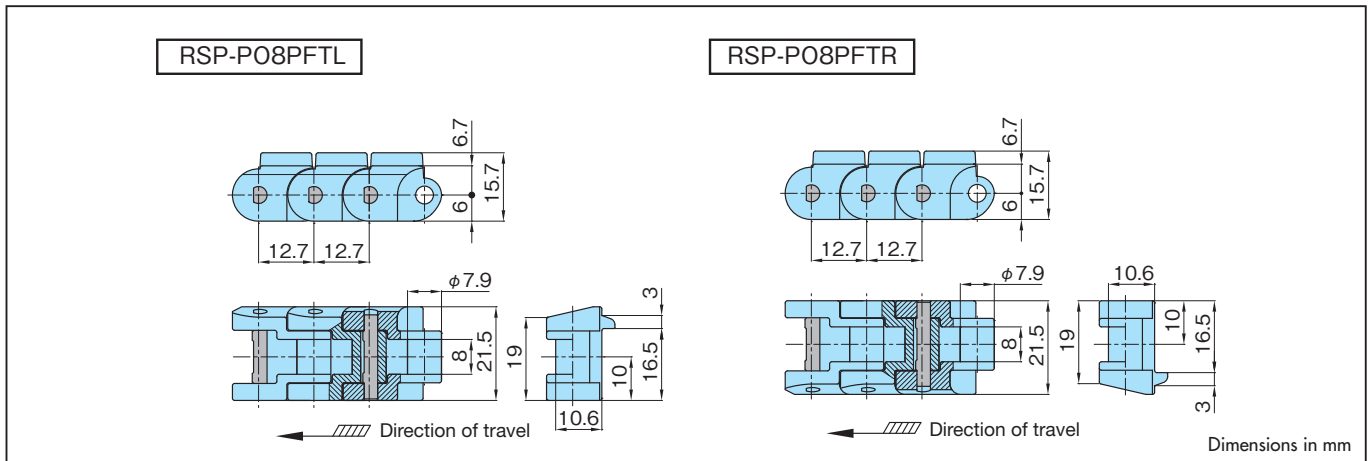


# Plastic Block Chain RSP-PO8PFT

Straight Running

## Features

- Small pitch and small link width ideal for conveying small goods.
- Chain is designed to convey flanged products supported between two strands of chains. Protrusions on the surface enable centering of flanged products.
- Standard ANSI #40 sprockets can be used.



## Model Numbering



Indicates which side the taper will be on with respect to the chain direction of travel (right side: R; left side: L)

Note: Do not leave spaces between letters and symbols.

## Material

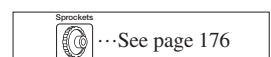
	Material	Material mark	Link color	Max. allowable load kN {kgf}	Max. allowable speed m/min		Operating temperature range °C	RSP- PO8PFTL	RSP- PO8PFTR		
					With lube	No lube					
Standard chain	Standard	-	Gray	0.49{50}	60	60	-20 to 80	▲	▲		
	Low Friction/Anti-Wear	LFW	White							▲	▲
		LFG	Green							▲	▲
		LFB	Brown							▲	▲
	Ultra Low Friction	ULF	Blue							▲	▲
Low Friction	WR	Green	○	○							
High-function chain	Heat Resistant/ High Speed	KV150 KV180 KV250	Black	-	-	-	-	-	-		
	High Temperature	HTW	White	-	-	-	-	-	-		
	High Speed	HS	Cream	-	-	-	-	-	-		
	Chemical Resistant	Y	Matte white	-	-	-	-	-	-		
	Electroconductive	E	Black	0.39{40}	60	60	-20 to 80	▲	▲		
	Impact Resistant	DIA	Cream	-	-	-	-	-	-		
		DIY	Green	-	-	-	-	-	-		
	Antibacterial/Mold Resistant	MWS	Cream	-	-	-	-	-	-		
Metal Detectable	MPD	Black	-	-	-	-	-	-			
	MPW		-	-	-	-	-	-			

Note: 1. ○ : Made-to-order product - : Not available ▲ : Special configurations may be available. Contact a Tsubaki representative for further information.  
2. Operating temperature of (65) is for wet conditions.

## Chain (Stainless Steel Pins)

Material	Low Friction		Approx. mass kg/m
Material mark	WR		
Tsubaki model no.	RSP-PO8PFTL	RSP-PO8PFTR	0.4

Note: 1. Made-to-order product.  
2. Plastic pins are not available.  
3. Standard ANSI #40 sprockets can be used (minimum number of teeth is 13). It may be necessary to machine the hub diameter depending on the sprocket type and the hub diameter.

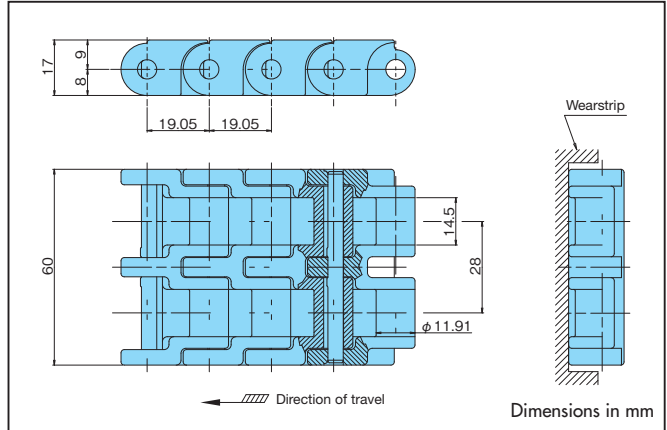


# Plastic Block Chain RSP60-2

Straight Running

## Features

- Link width is double that of RSP60 chain. Suitable for conveying wider goods.
- Approx. 40% higher maximum allowable load than RSP60 plastic chain. Ideal for higher applied load conditions.



## Model Numbering

Chain type Chain size Chain material Chain type

**RSP 60 — LFB — 2**

Note: Do not leave spaces between letters and symbols.

## Connecting Pin

- 304 stainless steel D-pin  
Model no. RSP60-2-SUS-JPD

## Material

	Material	Material mark	Link color	Max. allowable load kN {kgf}	Max. allowable speed m/min		Operating temperature range °C	RSP60-2			
					With lube	No lube					
Standard chain	Standard	—	Gray	1.27{130}	60	-	-20 to 80	●			
	Low Friction/Anti-Wear	LFW	White					○			
		LFG	Green					○			
		LFB	Brown					○			
	Ultra Low Friction	ULF	Blue					○			
Low Friction	WR	Green	▲								
High-function chain	Heat Resistant/ High Speed	KV150	Black	-	-	-	-	-			
		KV180		-	-	-	-	-			
		KV250		-	-	-	-	-			
	Chemical Resistant	Y	Matte white	0.64{65}	60	-	-	○			
	Super Chemical Resistant	SY						○			
	Electroconductive	E	Black	0.89{91}	60	-	-	○			
	Impact Resistant	DIA	Cream	0.98{100}				60	-	-	○
		DIY	Green	0.98{100}							○
	Antibacterial/Mold Resistant	MWS	Cream	1.27{130}	-	-	-	-	○		
	Metal Detectable	MPD	Black	0.98{100}	-	-	-	-	○		
MPW		-		-	-	-	-	-			

Note: 1. Shipped chain will consist of a number of standard chain lengths plus (if necessary) one fractional length having the number of links needed to make up the total chain length as ordered by the customer. Standard chain length is 160 links.

2. ● : Standard product ○ : Made-to-order product - : Not available ▲ : Special configurations may be available. Contact a Tsubaki representative for further information.

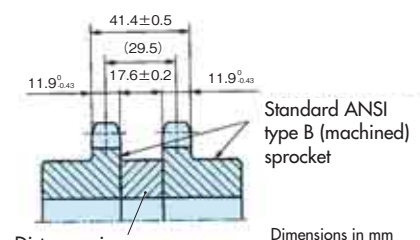
## Chain (Stainless Steel Pins)

Material	Standard	Low Friction/Anti-Wear			Ultra Low Friction	Impact Resistant		Approx. mass kg/m
		Material mark	LFW	LFG		LFB	ULF	
Tsubaki model no.	RSP60-2	RSP60-LFW-2	RSP60-LFG-2	RSP60-LFB-2	RSP60-ULF-2	RSP60-DIA-2	RSP60-DIY-2	1.5 DIA : 1.2 DIY : 1.65

Note: 1. Plastic pins are not available. 2. Only connecting pins for Super Chemical Resistant chain are knurled pins.

## Sprockets for RSP60-2 and RSP60-CU-2

- Standard ANSI double-strand sprockets cannot be used.
- Use two combined standard ANSI #60 single-strand sprockets. Adjust the width between the two sprockets by inserting a distance piece. Teeth on the two sprockets must be aligned with one another.
- No. of sprocket teeth is at least 12 teeth. It may be necessary to machine the hub diameter depending on the sprocket type and the hub diameter.
- Special made-to-order sprockets are available.
- Outer diameter of the distance piece should be the same as the hub diameter.



Dimensions in mm

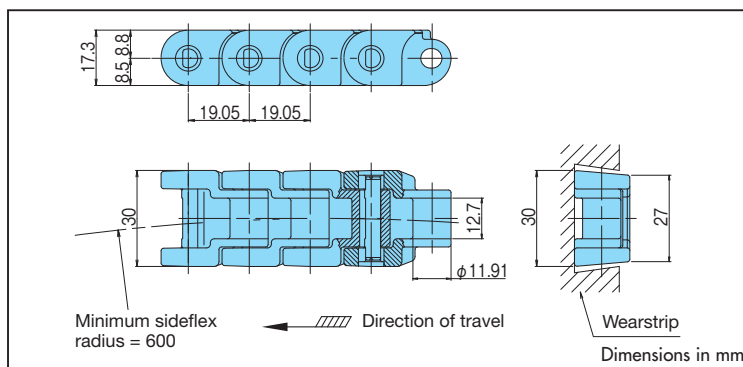
See page 177

# Plastic Block Chain RSP60-CU

Sideflexing

## Features

- RSP60-CU chain designed for use in sideflexing conveyors.



## Model Numbering

Chain type Chain size Plastic pin Chain type Chain material  
**RSP 60 P — CU — LFB**

Note: Do not leave spaces between letters and symbols.

## Connecting Pin

1. 304 stainless steel D-pin  
Model no. RSP60-CU-SUS-JPD
2. Special engineering plastic D-pin, orange  
Model no. RSP60P-CU-PLA-JPD

## Material

	Material	Material mark	Link color	Max. allowable load kN {kgf}		Max. allowable speed m/min		Operating temperature range °C	RSP60-CU	RSP60P-CU
				Stainless steel pin	Plastic pin	With lube	No lube			
Standard chain	Standard	—	White	0.83{85}	0.44{45}	60	-20 to 80 (60)	●	○	
	Low Friction/Anti-Wear	LFW	White					○	○	
		LFG	Green					○	○	
		LFB	Brown					○	○	
	Ultra Low Friction	ULF	Blue	○	○					
Low Friction	WR	Green	—	—	—	—	—	—		
High-function chain	Heat Resistant/High Speed	KV150	Black	—	—	—	—	—	—	
		KV180		—	—	—	—	—	—	
		KV250		—	—	—	—	—	—	
	Chemical Resistant	Y	Matte white	0.42{42}	0.22{22}	60	60	-20 to 80 (60)	○	▲
	Super Chemical Resistant	SY		—	—	—	—	—	—	—
	Electroconductive	E	Black	0.58{59}	0.31{31}	60	60	-20 to 80 (60)	○	○
	Impact Resistant	DIA	Cream	0.64{65}	—	60		○	○	
		DIY	Green		0.33{34}			○	○	
	Antibacterial/Mold Resistant	MWS	Cream	0.83{85}	0.44{45}	60	—	—	○	○
Metal Detectable	MPD	Black	—	—	—	—	—	▲	—	
	MPW		—	—	—	—	—	▲	▲	

- Note: 1. Shipped chain will consist of a number of standard chain lengths plus (if necessary) one fractional length having the number of links needed to make up the total chain length as ordered by the customer. Standard chain length is 160 links.  
 2. ● : Standard product ○ : Made-to-order product — : Not available ▲ : Special configurations may be available. Contact a Tsubaki representative for further information.  
 3. The plastic connecting pin is colored orange so as to distinguish it from base-chain pins (colored white).  
 4. Operating temperature of (60) is for using plastic pin chain in wet conditions.

## Chain (Stainless Steel Pins)

Material	Standard	Low Friction/Anti-Wear			Ultra Low Friction	Impact Resistant		Approx. mass kg/m
		Material mark	LFW	LFG		LFB	DIA	
Tsubaki model no.	RSP60-CU	RSP60-CU-LFW	RSP60-CU-LFG	RSP60-CU-LFB	RSP60-CU-ULF	RSP60-CU-DIA	RSP60-CU-DIY	0.7 DIA : 0.6 DIY : 0.88

## Chain (Plastic Pins)

Material	Low Friction/Anti-Wear			Impact Resistant	Approx. mass kg/m
	Material mark	LFW	LFG		
Tsubaki model no.	RSP60P-CU-LFW	RSP60P-CU-LFG	RSP60P-CU-LFB	RSP60P-CU-DIY	0.5 DIY : 0.59

## Sprockets

Standard ANSI #60 sprockets can be used (minimum no. of teeth is 14).  
 It may be necessary to machine the hub diameter depending on the sprocket type and the hub diameter.



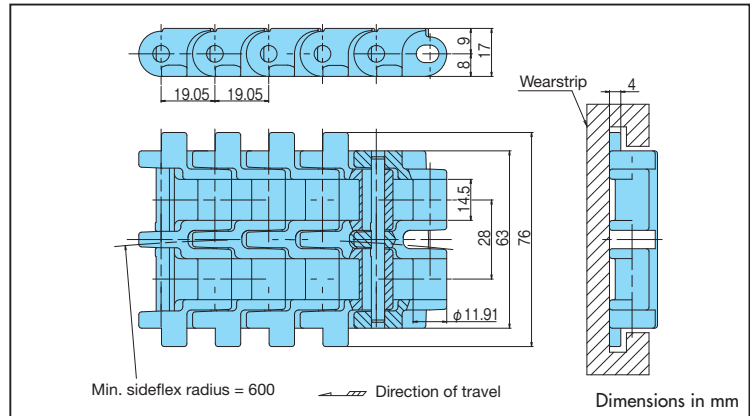

See page 177

# Plastic Block Chain RSP60-CU-2

Sideflexing

## Features

- Chain designed for use in sideflexing conveyors. Suitable for conveying wider goods.
- Approx. 30% higher maximum allowable load than RSP60CU chain. Ideal for higher applied load conditions.
- Equipped with float-preventive tabs. Keeps the chain securely in position.



## Model Numbering

Chain type Chain size Chain type Chain material Chain type  
**RSP 60 — CU — LFB — 2**

Note: Do not leave spaces between letters and symbols.

## Connecting Pin

1. 304 stainless steel D-pin  
 Model no. RSP60-2-SUS-JPD

## Material

	Material	Material mark	Link color	Max. allowable load kN {kgf}	Max. allowable speed m/min		Operating temperature range °C	RSP60-CU-2
					With lube	No lube		
Standard chain	Standard	—	Gray	1.08{110}	60	-	-20 to 80	●
	Low Friction/Anti-Wear	LFW	White					○
		LFG	Green					○
		LFB	Brown					○
	Ultra Low Friction	ULF	Blue					○
Low Friction	WR	Gray	▲					
High-function chain	Heat Resistant/ High Speed	KV150	Black	—	—	—	—	—
		KV180		—	—	—	—	—
		KV250		—	—	—	—	—
	Chemical Resistant	Y	Matte white	0.54{55}	60	60	-20 to 80	○
	Super Chemical Resistant	SY		—	—	—	—	—
	Electroconductive	E	Black	0.76{77}	60	60	-20 to 80	○
	Impact Resistant	DIA	Cream	0.83{85}	—			○
		DIY	Green	—	—			○
	Antibacterial/Mold Resistant	MWS	Cream	1.08{110}	60			○
	Metal Detectable	MPD	Black	0.83{85}	—	—	—	○
MPW		—		—	—	—	—	

Note: 1. Shipped chain will consist of a number of standard chain lengths plus (if necessary) one fractional length having the number of links needed to make up the total chain length as ordered by the customer. Standard chain length is 160 links.

2. ● : Standard product ○ : Made-to-order product — : Not available ▲ : Special configurations may be available. Contact a Tsubaki representative for further information.

## Chain (Stainless Steel Pins)

Material	Standard	Low Friction/Anti-Wear			Antibacterial/ Mold Resistant	Ultra Low Friction	Impact Resistant		Approx. mass kg/m
		Material mark	LFW	LFG	LFB	MWS	ULF	DIA	
Tsubaki model no.	RSP60-CU-2	RSP60-CU-LFW-2	RSP60-CU-LFG-2	RSP60-CU-LFB-2	RSP60-CU-MWS-2	RSP60-CU-ULF-2	RSP60-CU-DIA-2	RSP60-CU-DIY-2	1.5 DIA : 1.28 DIY : 1.88

Note: Plastic pins are not available.

## Sprockets

Sprockets are the same as for RSP60-2 chain (see page 169).

# Plastic Block Chain – Additional Options

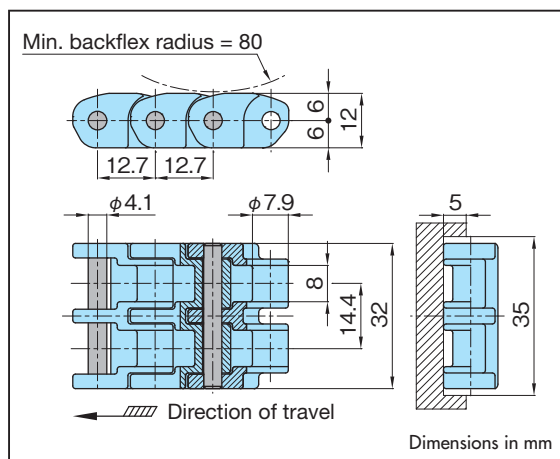
## ■ RSP-PC08-2 (Straight Running)



### Chain (Steel Pins)

Tsubaki model no.	Material	Material mark	Link color	Max. allowable load kN {kgf}	Approx. mass kg/m
RSP-PC08-2	Standard	-	White	0.49{50}	0.6

Note: 1. Made-to-order product.  
 2. Plastic pins are not available.  
 3. This chain requires special sprockets. Contact a Tsubaki representative for further information.



## Features

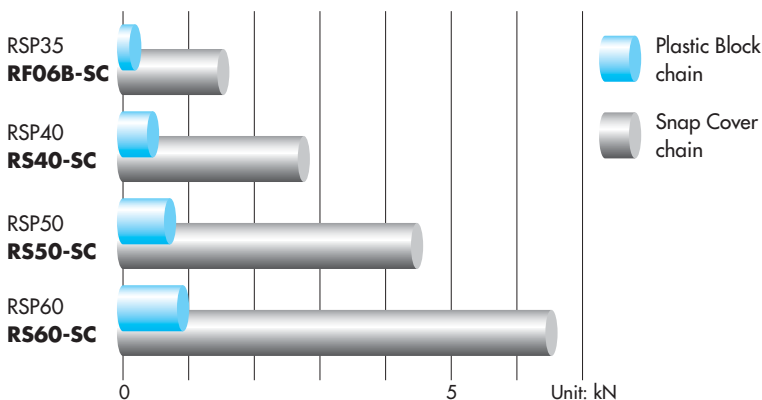
- Higher maximum allowable load than Plastic Block chain (type RS60-SC approx. seven times higher than RSP60 chain). Ideal for long, heavy-load conveyors.
- Plastic covers provide safety for both conveyed goods and people.
- Six different chain pitches available, suitable for a diverse range of applications.

Tsubaki model no.	Base chain type	Plastic cover
RF06B	Standard	<p><b>Standard</b></p> <p>Material: Polyacetal (white) Used for general applications</p>
RS40	NP (nickel-plated)	
RS50	Lambda (lube-free)	<p>Material: Polyacetal (light blue) *</p> <p>Enables easy identification of the connecting section</p>
RS60	SS (304SS)	
RS80		<p><b>Electroconductive</b></p> <p>Material: Electroconductive polyacetal (black) Used in applications where dust build-up from static, electrical noise and sparks must be avoided (volume specific resistance <math>1 \times 10^6 \Omega \cdot \text{cm}</math>)</p>
RS100		

Note: Various surface-treated chains are also available. Contact a Tsubaki representative for further information.

\* Cannot be used with electroconductive plastic covers as it will impede electroconductivity.

## Allowable Load Comparison with Plastic Block Chain\*




\* No comparison of RS80-SC and RS100-SC chains as there are no corresponding Plastic Block chains.

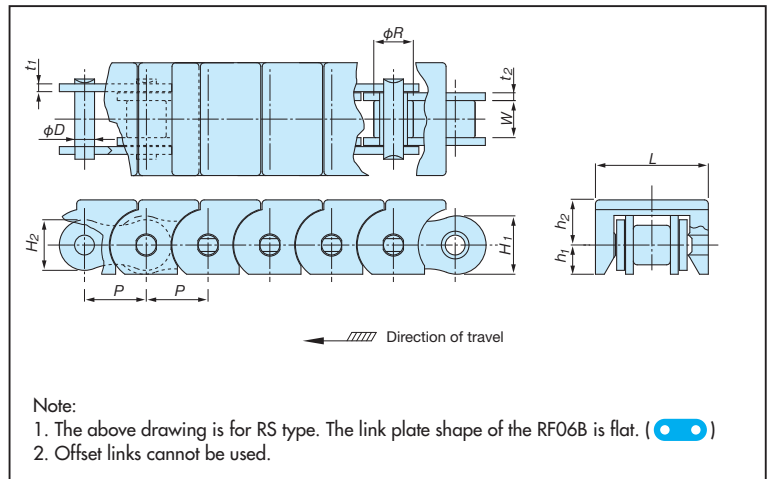
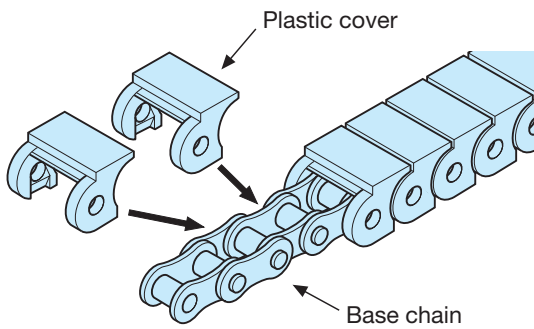
## Location of Motors

### Plastic Block chain



### Snap Cover chain






● Model Numbering

Chain size	Base chain type	Snap Cover	Plastic cover material	※
<b>RS40</b>	<b>SS</b>	<b>SC</b>	<b>A</b>	<b>CL</b>
	[blank] : Standard NP : NP LMC : Lambda LM : Lambda (RF06B only) SS : SS		A : Standard (white) E : Electroconductive (black)	※ Specify CL only when connecting link is required.

Note: Do not leave spaces between letters and symbols.

Special Connecting Links

A special connecting link makes it possible to hold the detachable plate by attaching the plastic snap cover. Standard connecting links with cotters and spring clips for standard roller chains cannot be used.



Chain

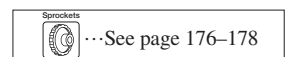
Dimensions in mm

Base chain type				Pitch P	Roller diameter R	Width between inner link plates W	Pin diameter D	Plate			
Standard	NP	Lambda	SS					Thickness t1	Thickness t2	Width H1	Width H2
RF06B-SC	RF06B-NP-SC	RF06B-LM-SC	RF06B-SS-SC	9.525	6.35	5.72	3.28	1.0	1.27	8.2	8.2
RS40-SC	RS40-NP-SC	RS40-LMC-SC	RS40-SS-SC	12.70	7.92	7.95	3.97	1.5	1.5	12.0	10.4
RS50-SC	RS50-NP-SC	RS50-LMC-SC	RS50-SS-SC	15.875	10.16	9.53	5.09	2.0	2.0	15.0	13.0
RS60-SC	RS60-NP-SC	RS60-LMC-SC	RS60-SS-SC	19.05	11.91	12.70	5.96	2.4	2.4	18.1	15.6
RS80-SC	RS80-NP-SC	RS80-LMC-SC	RS80-SS-SC	25.40	15.88	15.88	7.94	3.2	3.2	24.1	20.8
RS100-SC	RS100-NP-SC	RS100-LMC-SC	RS100-SS-SC	31.75	19.05	19.05	9.54	4.0	4.0	30.1	26.0

Base chain type				Plastic cover			Max. allowable load kN (kgf)		Approx. mass kg/m	No. of links per standard length
Standard	NP	Lambda	SS	Height h1	Height h2	Width L	Standard/NP/Lambda	SS		
RF06B-SC	RF06B-NP-SC	RF06B-LM-SC	RF06B-SS-SC	4.2	7.6	17.5	1.47{ 150 }	0.26{ 26.5 }	0.55	320
RS40-SC	RS40-NP-SC	RS40-LMC-SC	RS40-SS-SC	6.2	9.3	23.5	2.65{ 270 }	0.44{ 45 }	0.8	240
RS50-SC	RS50-NP-SC	RS50-LMC-SC	RS50-SS-SC	7.7	11.8	29.0	4.31{ 440 }	0.69{ 70 }	1.3	192
RS60-SC	RS60-NP-SC	RS60-LMC-SC	RS60-SS-SC	8.5	13.7	35.0	6.28{ 640 }	1.03{ 105 }	1.9	160
RS80-SC	RS80-NP-SC	RS80-LMC-SC	RS80-SS-SC	11.5	18.0	42.5	10.7{ 1090 }	1.77{ 180 }	2.9	120
RS100-SC	RS100-NP-SC	RS100-LMC-SC	RS100-SS-SC	14.7	21.3	49.5	17.1{ 1740 }	2.55{ 260 }	4.4	96

Operating temperature range: -10°C to 80°C

Maximum allowable speed: 60 m/min

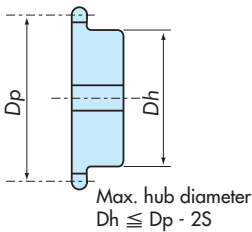


### Sprockets

- Sprockets must have at least 13 teeth.
- When using Tsubaki RS40 or RS60 sprockets, there may be interference between the bottom of the plastic cover and the sprocket hub depending on the number of teeth. When using Tsubaki standard sprockets having the number of teeth shown in the table below, the hub diameter (Dh) should be machined to sizes in the table. (No additional processing is required for sprockets of other sizes or having other numbers of teeth.)
- RF06B chains are BS (ISO B) DIN standard chains, which require O6B sprockets. Tsubaki RF06B sprockets are made-to-order products. Contact a Tsubaki representative for further information.

Dimensions in mm

Teeth	13	14	15	16	17	18	19	20	21	22	23
<b>RS40</b>	-	41	45	49	53	-	61	65	69	73	-
<b>RS60</b>	54										



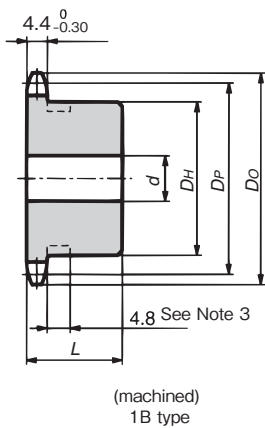
Maximum hub diameter (Dh) for Snap Cover Chain must be  $D_p - 2S$  or less.

Dimensions in mm

	RF06B	RS40	RS50	RS60	RS80	RS100
<b>2S</b>	14	16	19	22	29	37



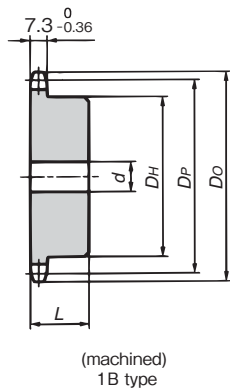
● RS35 Sprockets



Teeth	Pitch diameter $D_P$	Outside diameter $D_O$	1B type				Approx. mass kg	Material
			Bore diameter $d$		Hub			
			Plain bore	Max.	Diameter $D_H$	Length $L$		
13*	39.80	44	9.5	18	32	20	0.12	Machined carbon steel
14	42.80	47	9.5	16.5	30	20	0.12	
15	45.81	51	9.5	19	35	20	0.16	
16	48.82	54	9.5	20	37	20	0.19	
17	51.84	57	9.5	24	41	20	0.22	
18	54.85	60	9.5	24.5	44	20	0.25	
19	57.87	63	9.5	28.5	47	20	0.28	
20	60.89	66	9.5	30	50	20	0.32	
21	63.91	69	9.5	32	53	20	0.36	
22	66.93	72	9.5	32	53	20	0.37	
23	69.95	75	9.5	32	53	20	0.40	
24	72.97	78	9.5	32	53	22	0.43	
25	76.00	81	12.7	32	53	22	0.44	
26	79.02	84	12.7	32	53	22	0.45	
27	82.05	87	12.7	32	53	22	0.46	
28	85.07	90	12.7	32	53	22	0.48	

Note: 1. Maximum bore diameter represents the general case. Bore diameters and key/keyway contact stress should be determined based on general mechanical design.  
 2. Teeth for all sprockets are hardened.  
 3. \* The sprocket with 13 teeth has a groove in the outer circumference of the hub. The outside diameter of the groove is 28mm.

● RS40 Sprockets

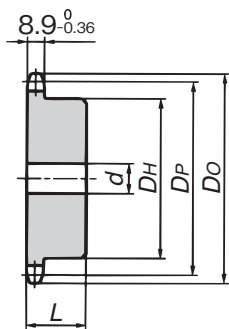


Teeth	Pitch diameter $D_P$	Outside diameter $D_O$	1B type				Approx. mass kg	Material
			Bore diameter $d$		Hub			
			Plain bore	Max.	Diameter $D_H$	Length $L$		
13	53.07	58	9.5	20	37	22	0.23	Machined carbon steel
14	57.07	63	9.5	24	42	22	0.28	
15	61.08	67	9.5	28.5	46	22	0.34	
16	65.10	71	12.7	30	50	22	0.40	
17	69.12	76	12.7	32	54	22	0.46	
18	73.14	80	12.7	35	57	22	0.51	
19	77.16	84	12.7	39.5	62	22	0.59	
20	81.18	88	12.7	45.5	67	25	0.76	
21	85.21	92	12.7	45.5	71	25	0.85	
22	89.24	96	12.7	50	75	25	0.95	
23	93.27	100	12.7	50	77	25	1.0	
24	97.30	104	12.7	42	63	25	0.84	
25	101.33	108	12.7	42	63	25	0.88	
26	105.36	112	12.7	42	63	25	0.92	
27	109.40	116	12.7	42	63	25	0.96	
28	113.43	120	12.7	42	63	25	1.0	

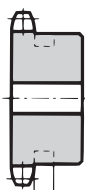
Note: 1. Maximum bore diameter represents the general case. Bore diameters and key/keyway contact stress should be determined based on general mechanical design.  
 2. Teeth for all sprockets are hardened.

# RS Sprockets

## ● RS50 Sprockets



(machined)  
1B type

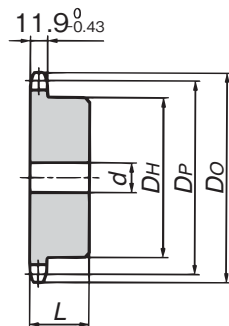


6.4 See Note 3

Teeth	Pitch diameter $D_P$	Outside diameter $D_O$	1B type				Approx. mass kg	Material
			Bore diameter $d$		Hub			
			Plain bore	Max.	Diameter $D_H$	Length $L$		
13*	66.33	74	12.7	32	51	25	0.46	Machined carbon steel
14	71.34	79	12.7	32	52	25	0.52	
15	76.35	84	12.7	35	57	25	0.62	
16	81.37	89	12.7	40	62	25	0.72	
17	86.39	94	12.7	45.5	67	25	0.83	
18	91.42	100	12.7	47.5	72	28	1.0	
19	96.45	105	12.7	47.5	73	28	1.1	
20	101.48	110	12.7	47.5	73	28	1.2	
21	106.51	115	15.9	47.5	73	28	1.2	
22	111.55	120	15.9	47.5	73	28	1.3	
23	116.59	125	15.9	47.5	73	28	1.3	
24	121.62	130	15.9	47.5	73	28	1.4	
25	126.66	135	15.9	47.5	73	28	1.5	
26	131.70	140	18	48	73	28	1.5	
27	136.74	145	18	48	73	28	1.5	
28	141.79	150	18	48	73	28	1.6	

Note: 1. Maximum bore diameter represents the general case. Bore diameters and key/keyway contact stress should be determined based on general mechanical design.  
 2. Teeth for all sprockets are hardened.  
 3. \* The sprocket with 13 teeth has a groove in the outer circumference of the hub. The outside diameter of the groove is 47mm.

## ● RS60 Sprockets

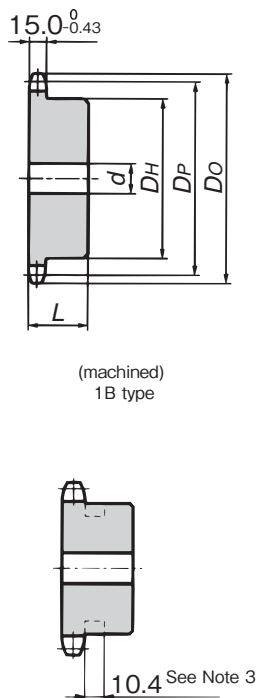


(machined)  
1B type

Teeth	Pitch diameter $D_P$	Outside diameter $D_O$	1B type				Approx. mass kg	Material
			Bore diameter $d$		Hub			
			Plain bore	Max.	Diameter $D_H$	Length $L$		
12	73.60	83	12.7	32	51	32	0.69	Machined carbon steel
13	79.60	89	15.9	35	57	32	0.81	
14	85.61	95	15.9	39.5	62	32	0.96	
15	91.63	101	15.9	45.5	68	32	1.1	
16	97.65	107	15.9	47.5	73	32	1.3	
17	103.67	113	15.9	47.5	73	32	1.4	
18	109.70	119	15.9	55	83	40	2.0	
19	115.74	126	15.9	55	83	40	2.1	
20	121.78	132	15.9	55	83	40	2.2	
21	127.82	138	15.9	55	83	40	2.3	
22	133.86	144	15.9	55	83	40	2.5	
23	139.90	150	18	55	83	40	2.5	
24	145.95	156	18	55	83	40	2.6	
25	151.99	162	18	55	83	40	2.7	
26	158.04	168	18	55	83	40	2.9	
27	164.09	174	18	55	83	40	3.0	
28	170.14	181	18	55	83	40	3.1	

Note: 1. Maximum bore diameter represents the general case. Bore diameters and key/keyway contact stress should be determined based on general mechanical design.  
 2. Teeth for all sprockets are hardened.

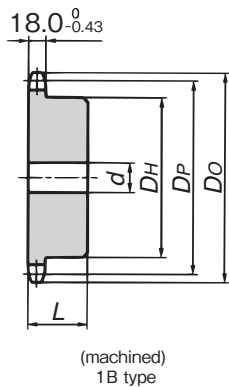
● RS80 Sprockets



Teeth	Pitch diameter $D_P$	Outside diameter $D_O$	1B type				Approx. mass kg	Material
			Bore diameter $d$		Hub			
			Plain bore	Max.	Diameter $D_H$	Length $L$		
9*	74.26	85	15.9	35	58	40	0.87	Machined carbon steel
10	82.20	93	15.9	32	52	40	0.97	
11	90.16	101	15.9	38	60	40	1.2	
12	98.14	108	19	45	67	40	1.5	
13	106.14	118	19	50	77	40	1.9	
14	114.15	127	19	50	77	40	2.0	
15	122.17	135	19	63	93	40	2.6	
16	130.20	143	19	63	93	40	2.8	
17	138.23	151	19	63	93	40	3.0	
18	146.27	159	19	63	93	40	3.2	
19	154.32	167	23	63	93	40	3.4	
20	162.37	176	23	63	93	40	3.6	
21	170.42	184	23	63	93	40	3.8	
22	178.48	192	28	75	107	45	4.8	
23	186.54	200	28	75	107	45	5.1	
24	194.60	208	28	75	107	45	5.4	
25	202.66	216	28	75	107	45	5.6	
26	210.72	224	28	75	107	45	5.9	
27	218.79	233	28	75	107	45	6.1	
28	226.86	241	28	75	107	45	6.5	

Note: 1. Maximum bore diameter represents the general case. Bore diameters and key/keyway contact stress should be determined based on general mechanical design.  
 2. Sprockets in the shaded part have hardened teeth.  
 3. \* The sprocket with 9 teeth has a groove in the outer circumference of the hub. The outside diameter of the groove is 44mm.

● RS100 Sprockets



Teeth	Pitch diameter $D_P$	Outside diameter $D_O$	1B type				Approx. mass kg	Material
			Bore diameter $d$		Hub			
			Plain bore	Max.	Diameter $D_H$	Length $L$		
10	102.75	117	18	43	65	50	1.9	Machined carbon steel
11	112.70	127	23	50	75	50	2.3	
12	122.67	138	23	57	86	50	2.9	
13	132.67	148	23	59	88	50	3.1	
14	142.68	158	23	59	88	50	3.6	
15	152.71	168	28	66	98	50	4.2	
16	162.75	179	28	66	98	50	4.6	
17	172.79	189	28	75	107	50	5.3	
18	182.84	199	28	75	107	50	5.7	
19	192.90	209	28	75	107	50	6.1	
20	202.96	220	28	75	107	50	6.5	
21	213.03	230	28	75	107	50	7.0	
22	223.10	240	33	80	117	56	7.9	
23	233.17	250	33	80	117	56	8.4	
24	243.25	260	33	80	117	56	8.8	
25	253.32	270	33	80	117	56	9.3	
26	263.41	281	33	80	117	56	9.8	
27	273.49	291	33	80	117	56	10.4	
28	283.57	301	33	80	117	56	10.9	

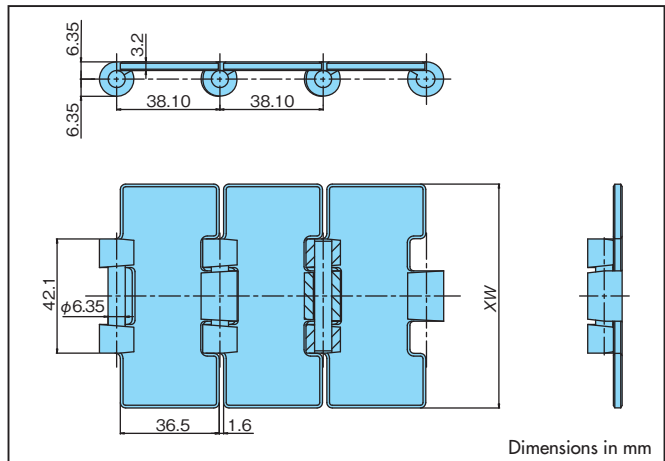

Note: 1. Maximum bore diameter represents the general case. Bore diameters and key/keyway contact stress should be determined based on general mechanical design.  
 2. Sprockets in the shaded part have hardened teeth.

# Stainless Steel Top Chain TT

Straight Running

## Features

- Worldwide standard shape. All parts are made of stainless steel.
- All edges of the top plates are smoothly chamfered, ensuring smooth lateral plate-to-plate transfers between adjacent chain.
- The shape of the top surface, which laps the hinge area and top plates, provides stable transport of conveyed goods.
- Top plates are smoothly polished with a grinder.



## Model Numbering

Chain type	Plate width	Chain type
<b>TT</b>	<b>826</b>	<b>N</b>

826 = 82.6mm

N : N type  
SS : SS type

Note: Do not leave spaces between letters and symbols.

### N Type

General-use type priced lower than SS type. Top plates are made of martensitic stainless steel.

### SS Type

Made of type 304 stainless steel or equivalent. Highly resistant to corrosion and is clean and sanitary.

Note: Contact a Tsubaki representative if the chain will be used in extreme environments.

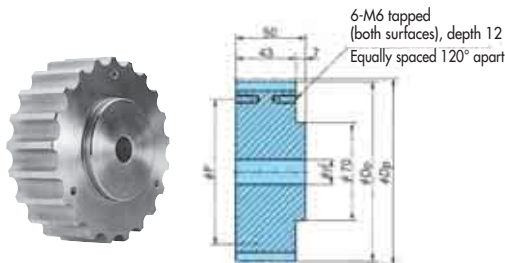
## Chain

Tsubaki model no.	Tsubaki model no.	Top plate width XW mm	Max. allowable load kN {kgf}		Approx. mass kg/m
			N	SS	
TT635-N	TT635-SS	63.5	2.16 {220}		2.3
TT762-N	TT762-SS	76.2		2.5	
TT826-N	TT826-SS	82.6		2.6	
TT1016-N	TT1016-SS	101.6		3.0	
TT1143-N	TT1143-SS	114.3		3.3	
TT1270-N	TT1270-SS	127.0		3.8	
TT1524-N	TT1524-SS	152.4		4.2	
TT1905-N	TT1905-SS	190.5		5.1	

- Note:
1. Standard chain length is 80 links.
  2. No additional machining or processing should be performed on type N top plates. Cracking or fracturing may occur during bending processes.
  3. Operating temperature range: -20°C to 400°C
  4. Max. allowable speed: 100 m/min (with lube)  
60 m/min (no lube)

## Steel Sprockets (with Plain Bore)

Dimensions in mm

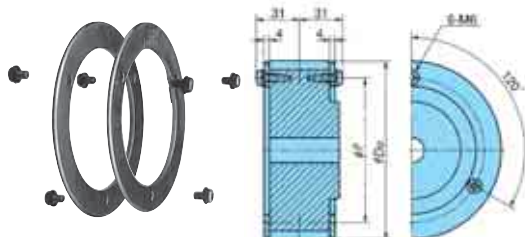


Tsubaki model no.	Actual teeth	Effective teeth	Pitch diameter D <sub>p</sub>	Outside diameter D <sub>o</sub>	P	Bore diameter d		Approx. mass kg	Material
						Plain bore	Max.		
TT912T	19	9½	117.34	117	92	18	40	2.8	Carbon steel
TT1012T	21	10½	129.26	129	104			3.7	
TT1112T	23	11½	141.22	141	116			4.3	
TT1212T	25	12½	153.20	153	128			5.0	

Note: Teeth on all sprockets have not been hardened.

## Steel Guide Rings (for TT Sprockets)

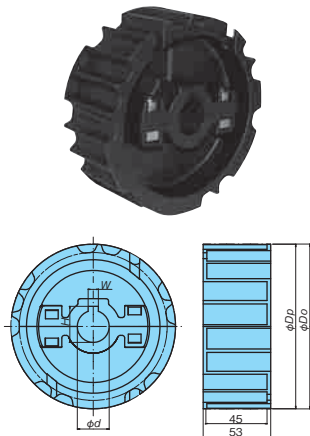
Dimensions in mm



Tsubaki model no.	Applicable sprocket no.	Outside diameter D <sub>o</sub>	Installed pitch diameter P	Approx. mass kg
TT912G	TTP912T TT912T	116	92	0.17
TT1012G	TTP1012T TT1012T	128	104	0.19
TT1112G	TTP1112T TT1112T	140	116	0.21
TT1212G	TTP1212T TT1212T	152	128	0.23

Note: One set consists of two (2) guide rings and six (6) mounting bolts.

● Engineering Plastic Sprockets

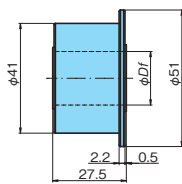



Tsubaki model no.	Actual teeth	Effective teeth	Pitch diameter $D_p$	Outside diameter $D_o$	Bore diameter $d$	Keyway		Approx. mass kg
						W	H	
TP-C12053NT-SPR	21	10½	129.26	129	25	8	28.3	0.50
TP-C12054NT-SPR					30	8	33.3	0.49
TP-C12055NT-SPR					35	10	38.3	0.48
TP-C12056NT-SPR					40	12	43.3	0.46
TP-C12099NT-SPR	23	11½	141.22	142	25	8	28.3	0.53
TP-C12100NT-SPR					30	8	33.3	0.50
TP-C12101NT-SPR					35	10	38.3	0.50
TP-C12102NT-SPR					40	12	43.3	0.53
TP-C12065NT-SPR	25	12½	153.20	154	25	8	28.3	0.66
TP-C12066NT-SPR					30	8	33.3	0.64
TP-C12067NT-SPR					35	10	38.3	0.63
TP-C12068NT-SPR					40	12	43.3	0.62

- Note: 1. Standard product.  
 2. Operating temperature range: -20°C to 80°C  
 3. Bolt tightening torque: 6 N·m (0.61 kgf·m)  
 4. When assembling the halves of the sprocket, do not mix the halves with halves from other sprockets.  
 5. Material: Nut: Brass + nickel plating; Bolt: Stainless steel; Body: Reinforced polyamide (color: black)  
 6. Type: Split  
 7. Keyway specifications: DIN 6885 key seat

Return Rollers for Stainless Steel Top Chain

■ Return Roller (for stainless steel top chain)

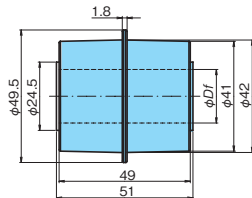


Note: Use return rollers on the return way of the conveyor to support the top surface of the chain.

Tsubaki model no.	Shaft diameter $D_f$
TP-C12822NT-RR	20.5

- Note: 1. Operating temperature range: -20°C to 60°C (except in hot water environments)  
 2. Material: High-density polyethylene; Color: Black

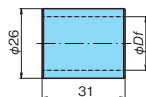

■ Return Roller (for stainless steel top chain)



Tsubaki model no.	Shaft diameter $D_f$
TP-C12862NT-DR	20.5

- Note: 1. Operating temperature range: -20°C to 60°C (except in hot water environments)  
 2. Material: High-density polyethylene; Color: Black

■ Spacer (for 82.6mm plate width)



Tsubaki model no.	Shaft diameter $D_f$
TP-C12824NT-DT	20.5

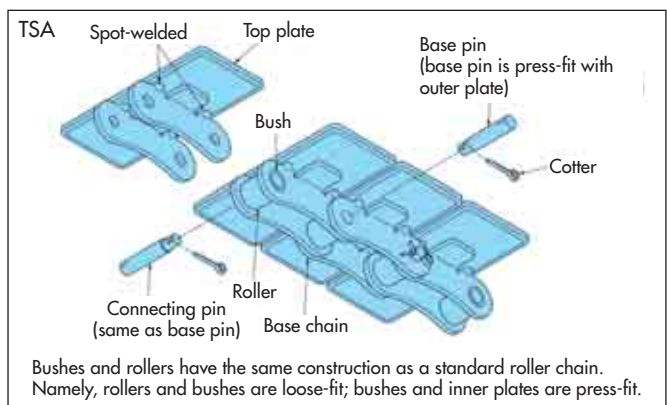
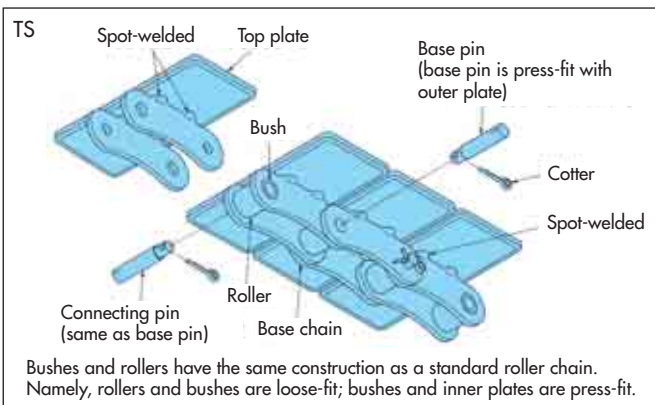
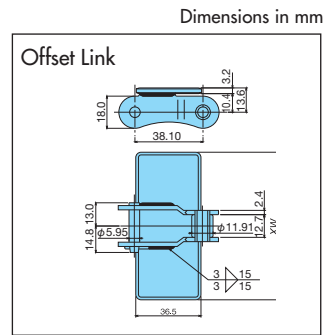
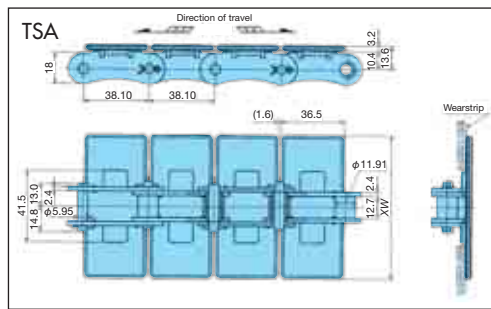
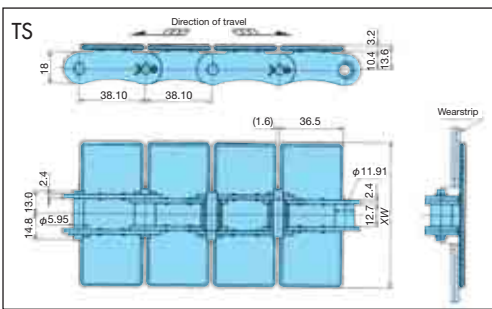

- Note: 1. For plate widths other than 82.6mm, cut PVC pipe or similar material to the required width and assemble with the return roller shown above.  
 2. Operating temperature range: -20°C to 80°C (except in hot water environments)  
 3. Material: Polyamide; Color: Black

# Stainless Steel Top Chain TS/TSA

Straight Running

## Features

- Stainless steel conveyor chain with top plates attached to ANSI double pitch chain. Standard sprockets for ANSI double pitch chains can be used.
- Base chain is available in NP (nickel-plated), Lambda, or SS (all stainless steel) specifications.
- Available in a wide variety of special finishes to suit various applications and work environments. Includes hard chromium plated, buffed top plates, and heat-treated top plates for improved wear resistance.

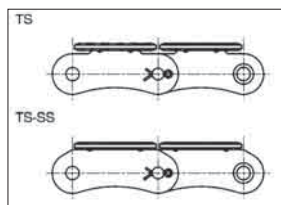


## Model Numbering

Chain type	Plate width	Base chain type
<b>TS</b>	<b>826</b> 826 = 82.6mm	<b>NP</b>
		[blank] : Base chain is steel (top plate is 430 stainless steel)
		NP : Base chain is nickel-plated
		LMC-NP : Lambda (base chain is NP)
		SS : All parts are 304 stainless steel

Note: Do not leave spaces between letters and symbols.

- NP Type** : Base chain is nickel-plated, providing a modest level of corrosion resistance.
- Lambda Type** : Nickel-plated Lambda lube-free base chain uses oil-impregnated sintered bushes.
- SS Type** : All parts are 304 stainless steel for high corrosion resistance.



SS base chain plates differ slightly in shape.

Chain

Type	Standard	NP	Lambda	SS	Approx. mass kg/m	Top plate width XW mm	
Max. allowable load kN {kgf}	2.94{300}			1.03{105}			
TS	Tsubaki model no.	TS550	TS550-NP	TS550-LMC-NP	TS550-SS	2.5	55.0
		TS635	TS635-NP	TS635-LMC-NP	TS635-SS	2.7	63.5
		TS762	TS762-NP	TS762-LMC-NP	TS762-SS	3.0	76.2
		TS826	TS826-NP	TS826-LMC-NP	TS826-SS	3.2	82.6
		TS950	TS950-NP	TS950-LMC-NP	TS950-SS	3.5	95.0
		TS1016	TS1016-NP	TS1016-LMC-NP	TS1016-SS	3.7	101.6
		TS1100	TS1100-NP	TS1100-LMC-NP	TS1100-SS	3.9	110.0
		TS1143	TS1143-NP	TS1143-LMC-NP	TS1143-SS	4.0	114.3
		TS1270	TS1270-NP	TS1270-LMC-NP	TS1270-SS	4.3	127.0
		TS1524	TS1524-NP	TS1524-LMC-NP	TS1524-SS	4.9	152.4
		TS1905	TS1905-NP	TS1905-LMC-NP	TS1905-SS	5.8	190.5
TSA	Tsubaki model no.	TSA550	TSA550-NP	TSA550-LMC-NP	TSA550-SS	2.8	55.0
		TSA635	TSA635-NP	TSA635-LMC-NP	TSA635-SS	3.0	63.5
		TSA762	TSA762-NP	TSA762-LMC-NP	TSA762-SS	3.3	76.2
		TSA826	TSA826-NP	TSA826-LMC-NP	TSA826-SS	3.5	82.6
		TSA950	TSA950-NP	TSA950-LMC-NP	TSA950-SS	3.8	95.0
		TSA1016	TSA1016-NP	TSA1016-LMC-NP	TSA1016-SS	4.0	101.6
		TSA1100	TSA1100-NP	TSA1100-LMC-NP	TSA1100-SS	4.2	110.0
		TSA1143	TSA1143-NP	TSA1143-LMC-NP	TSA1143-SS	4.3	114.3
		TSA1270	TSA1270-NP	TSA1270-LMC-NP	TSA1270-SS	4.6	127.0
		TSA1524	TSA1524-NP	TSA1524-LMC-NP	TSA1524-SS	5.2	152.4
		TSA1905	TSA1905-NP	TSA1905-LMC-NP	TSA1905-SS	6.1	190.5

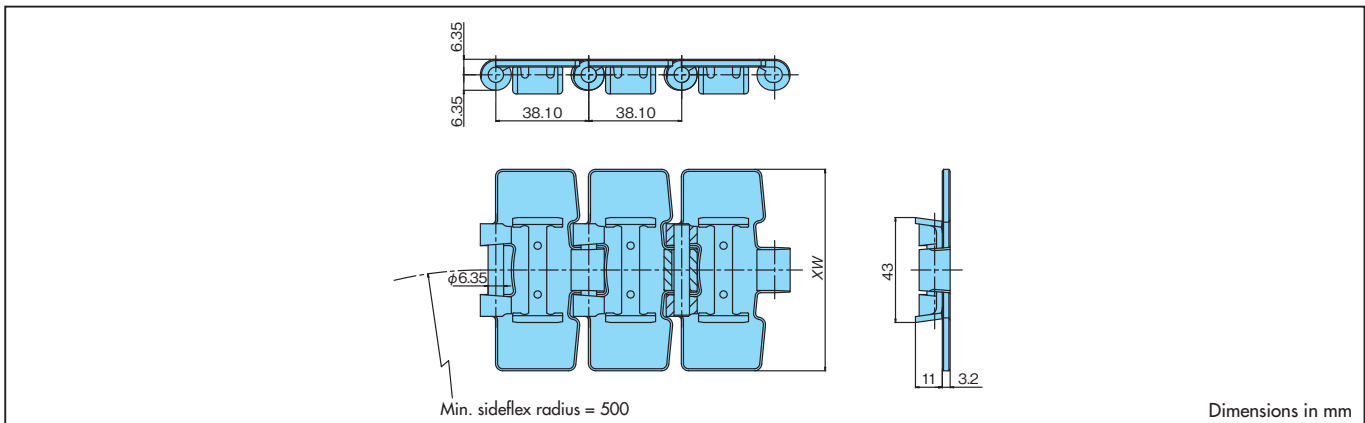
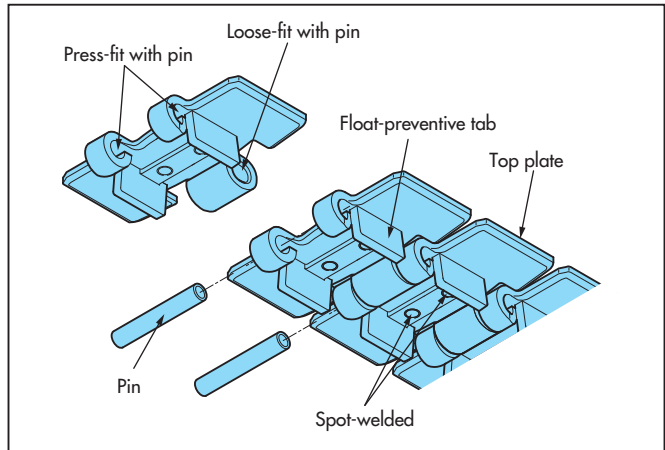

Offset Links (for TS and TSA)

Type	Offset links (for TS and TSA)				Top plate width XW mm
	Standard	NP	Lambda	SS	
Tsubaki model no.	TS550-OL	TS550-NP-OL	TS550-LMC-NP-OL	TS550-SS-OL	55.0
	TS635-OL	TS635-NP-OL	TS635-LMC-NP-OL	TS635-SS-OL	63.5
	TS762-OL	TS762-NP-OL	TS762-LMC-NP-OL	TS762-SS-OL	76.2
	TS826-OL	TS826-NP-OL	TS826-LMC-NP-OL	TS826-SS-OL	82.6
	TS950-OL	TS950-NP-OL	TS950-LMC-NP-OL	TS950-SS-OL	95.0
	TS1016-OL	TS1016-NP-OL	TS1016-LMC-NP-OL	TS1016-SS-OL	101.6
	TS1100-OL	TS1100-NP-OL	TS1100-LMC-NP-OL	TS1100-SS-OL	110.0
	TS1143-OL	TS1143-NP-OL	TS1143-LMC-NP-OL	TS1143-SS-OL	114.3
	TS1270-OL	TS1270-NP-OL	TS1270-LMC-NP-OL	TS1270-SS-OL	127.0
	TS1524-OL	TS1524-NP-OL	TS1524-LMC-NP-OL	TS1524-SS-OL	152.4
	TS1905-OL	TS1905-NP-OL	TS1905-LMC-NP-OL	TS1905-SS-OL	190.5

- Note: 1. Operating temperature range  
 Standard, NP, and Lambda: -10°C to 150°C  
 SS: -20°C to 400°C  
 2. Max. allowable speed  
 Standard, NP: 120 m/min (with lube), 60 m/min (no lube)  
 Lambda: 60 m/min (no lube)  
 SS: 70 m/min (with lube), 45 m/min (no lube)  
 3. Standard ANSI #C2060 sprockets having at least 19 teeth can be used.

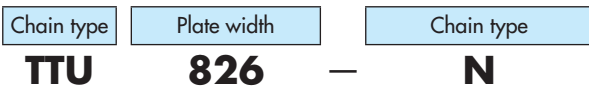
## Features

- Standard stainless steel chain designed for use in sideflexing conveyors. All parts are made of stainless steel.
- All edges of the top plates are smoothly chamfered, ensuring smooth lateral plate-to-plate transfers between adjacent chains.
- The shape of the top surface, which laps the hinge area and top plates, provides stable transport of conveyed goods.
- Top plates are smoothly polished with a grinder.



Dimensions in mm

## Model Numbering



826 = 82.6mm

Note: Do not leave spaces between letters and symbols.

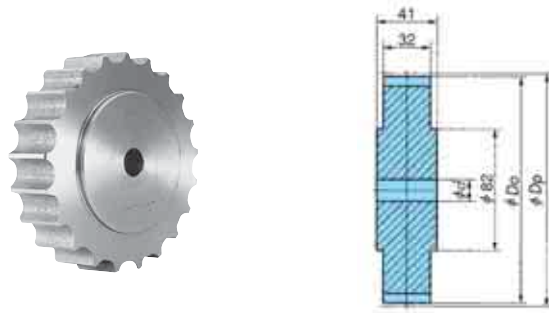
## Chain

Tsubaki model no.	Top plate width XW mm	Max. allowable load kN {kgf}	Approx. mass kg/m
TTU762-N	76.2	2.16 {220}	2.8
TTU826-N	82.6		3.0
TTU1143-N	114.3		3.7
TTU1905-N	190.5		5.5

- Note:
1. Standard chain length is 80 links.
  2. Top plates and pins are made of martensitic stainless steel.
  3. TTU Stainless Steel Top Chain underwent design improvements in October 2003 and July 2009, and cannot be connected to older existing TTU chain. When replacing, the chain must be replaced as a single unit.
  4. As of October 2003, the minimum sideflex radius has changed for type TTU chain. Be sure to check minimum sideflex radius when replacing.
  5. Operating temperature range: -20°C to 400°C
  6. Max. allowable speed: 80 m/min (with lube), 50 m/min (no lube)



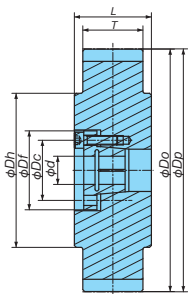
● Steel Sprockets (with Plain Bore)



Dimensions in mm

Tsubaki model no.	Actual teeth	Effective teeth	Pitch diameter $D_p$	Outside diameter $D_o$	Bore diameter $d$		Approx. mass kg	Material
					Plain bore	Max.		
TTU1012T	21	10½	129.26	129	16	55	3.3	Carbon steel
TTU1112T	23	11½	141.22	141			3.9	
TTU1212T	25	12½	153.20	153			4.6	

● Steel Lock Sprockets



■ Lock Sleeve Dimensions

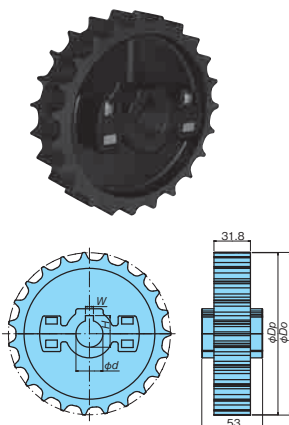
Sleeve no.	Df diameter mm	Dc diameter mm	Bolt size M x L	Bolt tightening torque N·m
S2	42.0	32.0	M5×18	8.3
S3	48.5	38.5	M5×20	8.3
S4	56.0	46.0	M5×20	8.3
S5	66.0	56.0	M5×22	8.3

Tsubaki model no.	Actual teeth	Pitch diameter $D_p$ mm	Outside diameter $D_o$ mm	Facewidth T mm	Hub diameter $D_h$ mm	Length L mm
TTU1012T	21	129.26	129	32.0	82	41
TTU1112T	23	141.22	141			
TTU1212T	25	153.20	153			

■ Sleeve Combinations and Transfer Torque Values

Sleeve no.	S2								S3				S4		S5			
	Bore diameter $d$ mm																	
	15	16	17	18	19	20	22	24	25	28	30	32	35	38	40	42	45	
	Max. allowable transfer torque N·m																	
Tsubaki model no.	TTU1012T	139	149	158	167	177	186	205	167	174	195	279	296	325	442	465	586	628
	TTU1112T	174	186	198	209	221	232	256										
	TTU1212T																	

● Engineering Plastic Sprockets



Dimensions in mm

Tsubaki model no.	Actual teeth	Effective teeth	Pitch diameter $D_p$	Outside diameter $D_o$	Bore diameter $d$	Keyway		Approx. mass kg
						W	H	
TP-C12061NT-SPR	21	10½	129.26	129	25	8	28.3	0.42
TP-C12062NT-SPR					30	8	33.3	0.41
TP-C12063NT-SPR					35	10	38.3	0.39
TP-C12064NT-SPR					40	12	43.3	0.39
TP-C12109NT-SPR	23	11½	141.22	142	25	8	28.3	0.43
TP-C12110NT-SPR					30	8	33.3	0.41
TP-C12111NT-SPR					35	10	38.3	0.44
TP-C12112NT-SPR	25	12½	153.20	154	40	12	43.3	0.39
TP-C12073NT-SPR					25	8	28.3	0.45
TP-C12074NT-SPR					30	8	33.3	0.43
TP-C12075NT-SPR					35	10	38.3	0.42
TP-C12076NT-SPR					40	12	43.3	0.42

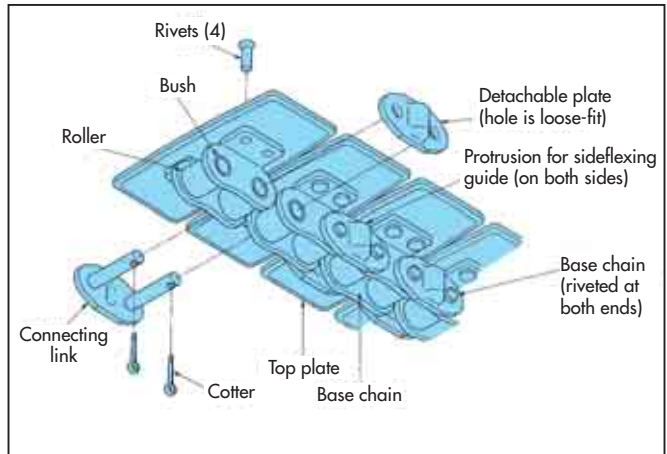

- Note: 1. Standard product.  
 2. Operating temperature range: -20°C to 80°C  
 3. Bolt tightening torque: 6 N·m {0.61 kgf·m}  
 4. When assembling the halves of the sprocket, do not mix the halves with halves from other sprockets.  
 5. Material: Nut: Brass + nickel plating; Bolt: Stainless steel; Body: Reinforced polyamide (color: black)  
 6. Type: Split  
 7. Keyway specifications: DIN 6885 key seat

# Stainless Steel Top Chain TTKU

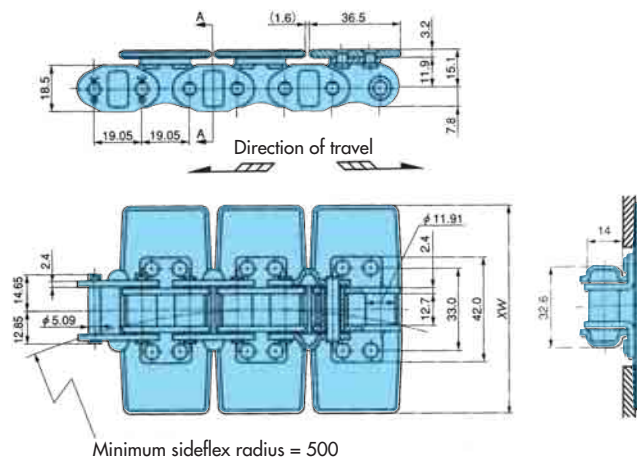
Sideflexing

## Features

- Sideflexing chain with protrusions on the outer plates to guide sideflexing movement. Larger allowable load than TTU stainless steel top chain.
- The chain can be detached from the wearstrip at curved sections to facilitate maintenance.
- Suitable for light loads at slow speeds. (The chain may lift up at corner turns when transporting large loads at high speeds.)



Be sure to specify chain length using the number of links in the base chain. One TTKU top plate is attached to every other link of the base chain, which means that the number of links in the chain is twice the number of top plates.



Dimensions in mm

## Model Numbering

Chain type	Plate width
<b>TTKU</b>	<b>826</b>
	826 = 82.6mm

Note: Do not leave spaces between letters and symbols.

## Chain

Tsubaki model no.	Top plate width XW mm	Max. allowable load kN {kgf}	Approx. mass kg/m
TTKU826	82.6	2.84	3.8
TTKU1100	110.0	{280}	4.5

- Note:
1. Standard chain length is 160 links (the number of links on the base chain).
  2. SS-type chain with max. allowable load of 0.69 kN {70 kgf} can also be manufactured.
  3. Used for low-speed (45 m/min or less) and horizontal curved conveyance.
  4. Operating temperature range: -10°C to 150°C
  5. Max. allowable speed: 45 m/min (with lube), 45 m/min (no lube)

## Material

	Material
Top plates	430 stainless steel
Base chain	Alloy steel
Rivets	13-Cr

## Sprockets

Standard ANSI #60 sprockets having at least 12 teeth can be used.



...See page 177



...See page 191/193




...See page 203-206

# Stainless Steel Top Chain TRU

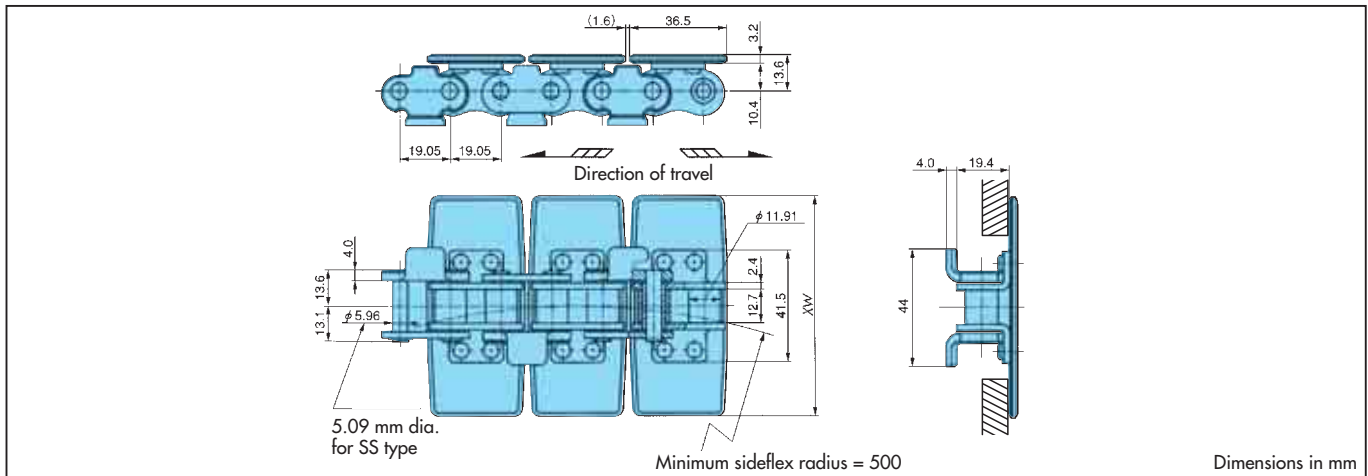
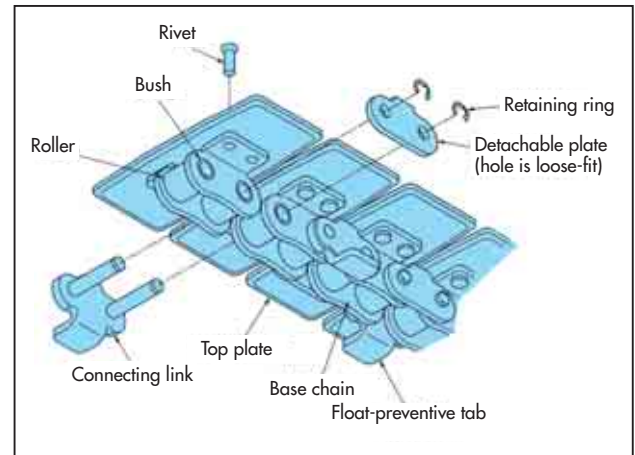
Sideflexing

## Features

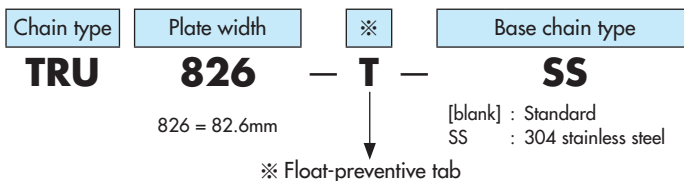
- Sideflexing chain equipped with float-preventive tabs. Larger allowable load than TTU stainless steel top chain.



Be sure to specify chain length using the number of links in the base chain. One TRU top plate is attached to every other link of the base chain, which means that the number of links in the chain is twice the number of top plates.



## Model Numbering



Note: Do not leave spaces between letters and symbols.

## Chain

Standard Tsubaki model no.	SS Tsubaki model no.	Top plate width XW mm	Max. allowable load kN (kgf)		Approx. mass kg/m
			Standard	SS	
TRU762-T	TRU762-T-SS	76.2	4.02 {410}	0.69 {70}	3.9
TRU826-T	TRU826-T-SS	82.6			4.1
TRU1016-T	TRU1016-T-SS	101.6			4.6
TRU1100-T	TRU1100-T-SS	110.0			4.8
TRU1143-T	TRU1143-T-SS	114.3			4.9
TRU1270-T	TRU1270-T-SS	127.0			5.2

- Note:
1. Operating temperature range  
Standard: -10°C to 150°C  
SS: -20°C to 400°C
  2. Max. allowable speed  
Standard: 100 m/min (with lube), 60 m/min (no lube)  
SS: 70 m/min (with lube), 45 m/min (no lube)
  3. Standard chain length is 160 links (the number of links on the base chain).

## Material

	Standard	SS
Top plates	430 stainless steel	304 stainless steel
Base chain	Alloy steel	304 stainless steel
Rivets	13-Cr	304 stainless steel

## Sprockets

Standard ANSI #60 sprockets having at least 19 teeth can be used.



...See page 177



...See page 191/193



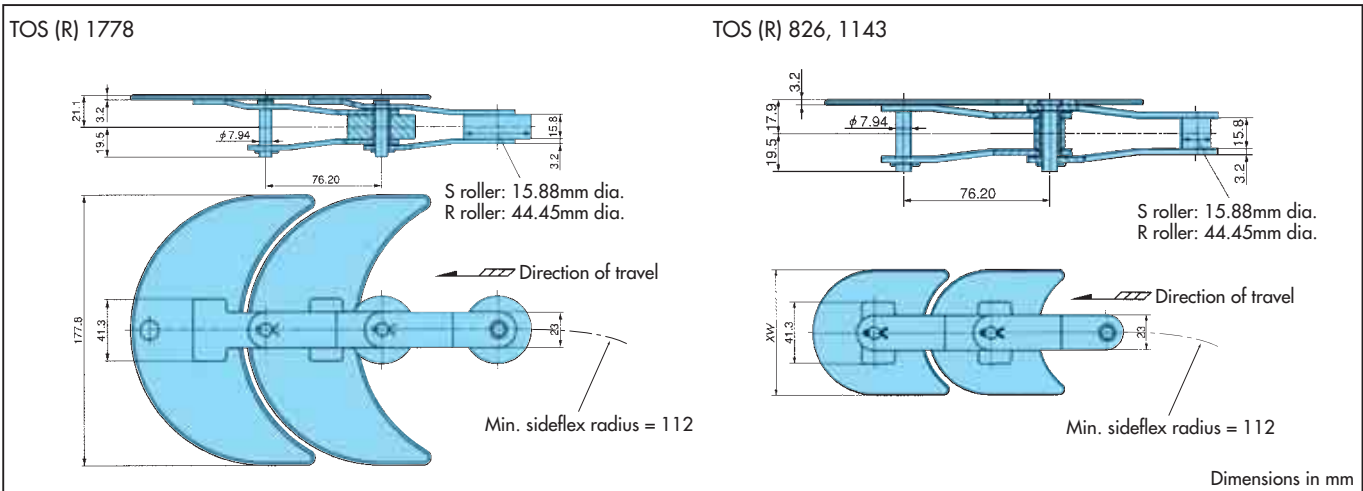

...See page 203-206

# Stainless Steel Top Chain TO

Sideflexing

## Features

- Stainless steel chain designed for use in horizontal conveyors. Ideal for conveyance in tight spaces.



## Model Numbering

Chain type	Plate width	Base chain type
<b>TOS</b>	<b>826</b>	<b>SS</b>

S : Small roller      826 = 82.6mm      [blank] : Standard  
 R : Large roller      SS : 304 stainless steel

Note: Do not leave spaces between letters and symbols.

## Chain (Standard Type)

S roller Tsubaki model no.	R roller Tsubaki model no.	Top plate width XW mm	Max. allowable load kN {kgf}	Approx. mass kg/m		Material	
				S roller	R roller	Top plates	Base chain
TOS826	TOR826	82.6	2.94 {300}	4.1	5.9	430 stainless steel	Alloy steel
TOS1143	TOR1143	114.3		4.8	6.9		
TOS1778	TOR1778	177.8		6.3	8.1		

- Note: 1. Operating temperature range: -10°C to 150°C  
 2. Max. allowable speed: 60 m/min (with lube), 60 m/min (no lube)  
 3. Made-to-order product. Standard chain length is 40 links.

## Chain (SS Type)

S roller Tsubaki model no.	R roller Tsubaki model no.	Top plate width XW mm	Max. allowable load kN {kgf}	Approx. mass kg/m		Material	
				S roller	R roller	Top plates	Base chain
TOS826-SS	TOR826-SS	82.6	1.77 {180}	4.1	5.9	304 stainless steel	304 stainless steel
TOS1143-SS	TOR1143-SS	114.3		4.8	6.9		
TOS1778-SS	TOR1778-SS	177.8		6.3	8.1		

- Note: 1. Operating temperature range: -20°C to 400°C  
 2. Max. allowable speed: 60 m/min (with lube), 60 m/min (no lube)  
 3. Made-to-order product. Standard chain length is 40 links.



...See page 189



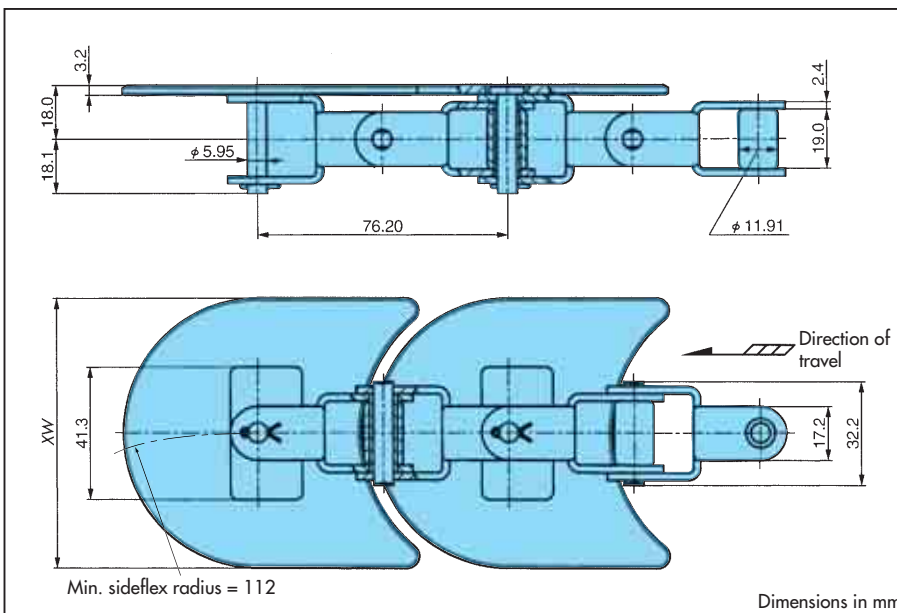

...See page 203-206

# Stainless Steel Top Chain TU

Sideflexing

## Features

- Stainless steel chain designed for use in horizontal conveyors. Can be bent vertically, providing more flexibility in the layout of conveyor lines, including three-dimensional layouts.



## Model Numbering

Chain type	Plate width	Base chain type
<b>TU</b>	<b>826</b>	<b>SS</b>
	826 = 82.6mm	[blank] : Standard SS : 304 stainless steel

Note: Do not leave spaces between letters and symbols.

## Chain

Standard	SS	Top plate width XW mm	Max. allowable load kN (kgf)	Approx. mass kg/m	Material			
					Standard		SS	
Tsubaki model no.	Tsubaki model no.				Top plates	Base chain	Top plates	Base chain
TU826	TU826-SS	82.6	0.98	3.8	430 stainless steel	Alloy steel	304 stainless steel	304 stainless steel
TU1143	TU1143-SS	114.3	{100}	4.5				

- Note:
1. Operating temperature range  
Standard: -10°C to 150°C  
SS: -20°C to 400°C
  2. Max. allowable speed  
Standard and SS: 60 m/min (with lube), 60 m/min (no lube)
  3. Made-to-order product. Standard chain length is 40 links.



...See page 189



...See page 203-206

Plastic Modular Chain

Plastic Top Chain

Plastic Block Chain

Stainless Steel Top Chain

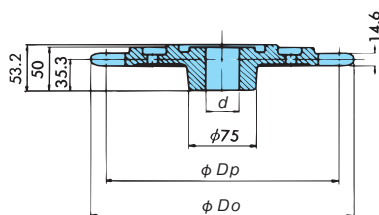
Accessories

# Sprockets for TO/TU Chain

Steel

Applicable chain TO, TU

## ● Sprockets for TO Chain (with Plain Bore)



Dimensions in mm

Applicable chain	Tsubaki model no.	Actual teeth	Effective teeth	Pitch diameter $D_p$	Outside diameter $D_o$	Bore diameter $d$		Approx. mass kg	Material
						Plain bore	Max.		
Type TOS	TOS1013T	31	10 $\frac{1}{3}$	254.59	269	23	45	7.2	FC250
Type TOR	TOR1100T	11	11	270.47	305			7.6	

Note: Made-to-order product.

## ● Model Numbering

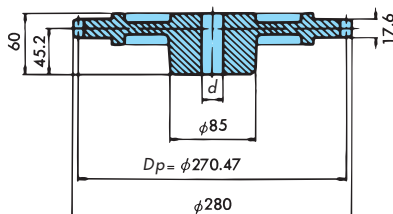
Chain type

Effective teeth

**TOS 1013T**

Note: Do not leave spaces between letters and symbols.

## ● Sprockets for TU Chain (with Plain Bore)



Dimensions in mm

Tsubaki model no.	Actual teeth	Effective teeth	Bore diameter $d$		Approx. mass kg	Material
			Plain bore	Max.		
TU1100T	11	11	23	50	7.4	FC250

Note: Made-to-order product.

## ● Model Numbering

Chain type

Effective teeth

**TU 1100T**

Note: Do not leave spaces between letters and symbols.

# Stainless Steel Top Chain TS-CTP/HTP

Design Stock

Straight Running

## TS-CTP Features

- Narrower gap between slat top surfaces prevents conveyed objects from catching or becoming snagged.

## Chain

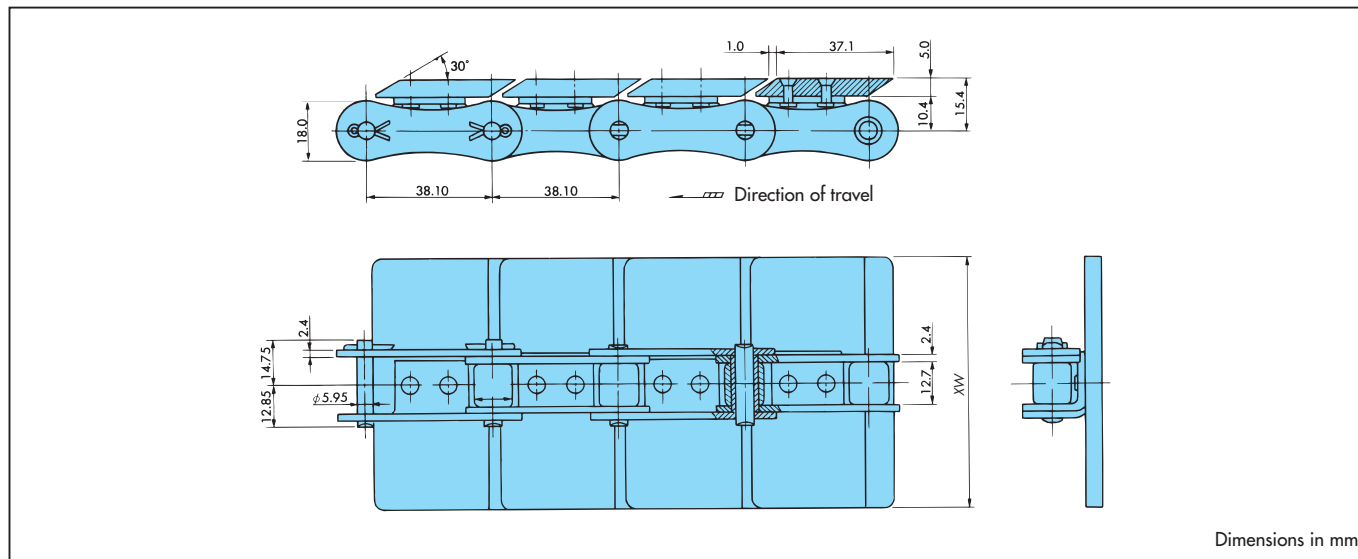
Tsubaki model no.	Top plate width XW mm
TS635-CTP	63.5
TS762-CTP	76.2

Note: Made-to-order product. Backflex radius is larger than standard TS chain.  
Contact a Tsubaki representative when using TS-CTP chain to replace Tsubaki standard TS chain.

## Model Numbering

Chain type	Plate width	Chain type
<b>TS</b>	<b>826</b>	<b>HTP</b>
	826 = 82.6mm	CTP or HTP

Note: Do not leave spaces between letters and symbols.



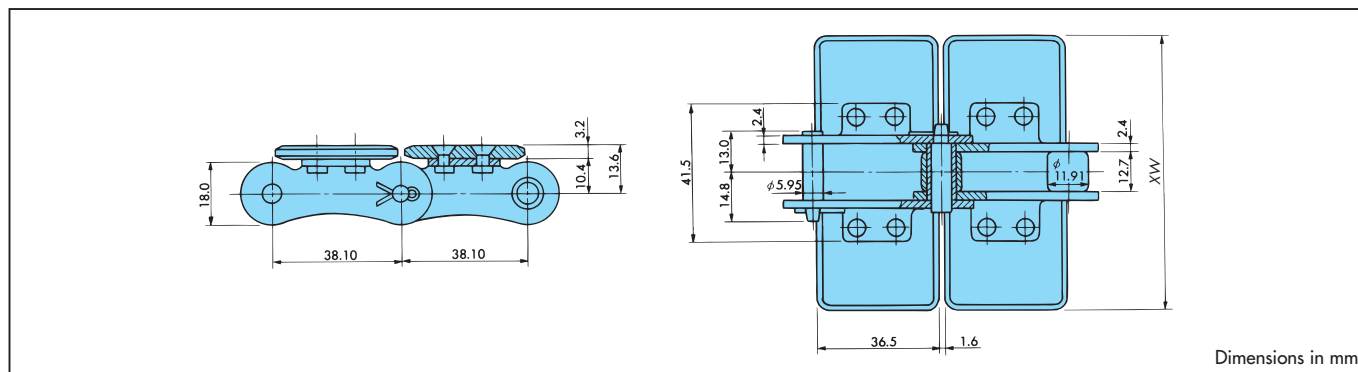
Dimensions in mm

## TS-HTP Features

- The carbon steel top plate is heat treated for improved resistance to damage.

Tsubaki model no.	Top plate width XW mm
TS550-HTP	55.0
TS635-HTP	63.5
TS762-HTP	76.2
TS826-HTP	82.6
TS950-HTP	95.0
TS1016-HTP	101.6

Note: 1. Top plates hardened to HRC 40+ (base chain standard carbon steel).  
2. Made-to-order product.  
3. Top plates are riveted to base chain.



Dimensions in mm

Plastic Modular Chain

Plastic Top Chain

Plastic Block Chain

Stainless Steel Top Chain

Accessories

# Plastic Guide Rails


## Plastic Rail Specifications

### P Plastic Rails Code: P

- Conventionally used for general-purpose applications; manufactured from UHMW-PE (ultra-high molecular weight polyethylene).
- Recommended for use with stainless steel chains.
- When used in combination with plastic chains, it is recommended that they be used under wet (lubricated) conditions.  
(When used under dry “non-lubricated” conditions, there is the potential for the generation of large amounts of wear dust.)
- Operating temperature range: -20°C to 60°C
- Do not use in environments where rail components will be exposed to steam.
- Same as standard grade of Solidur®

### PMW Plastic Rails Code: PMW

- Superior wear resistance and low friction (compared to P Plastic Rails).
- Compared to P Plastic Rails, can reduce amount of wear dust generated to the level of M Plastic Rails.
- Can reduce coefficient of friction of chain to approximately 20% of P Plastic Rail levels.
- Operating temperature range: -20°C to 60°C
- Do not use in environments where rail components will be exposed to steam.



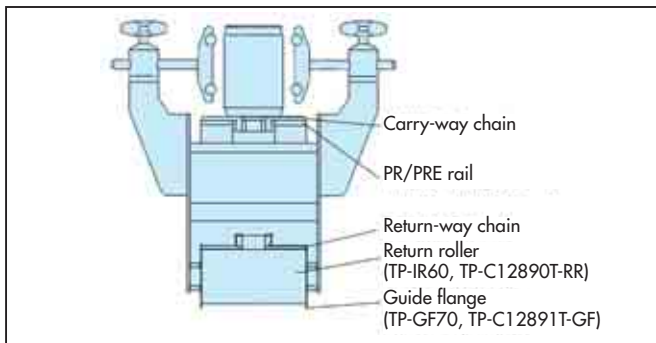
### M Plastic Rails Code: M

- Plastic rail designed specifically for dry conditions (do not use under wet conditions).
- Especially recommended when generation of wear dust may be a source of problems.
- Operating temperature range: -20°C to 80°C



## Type PR/PRE

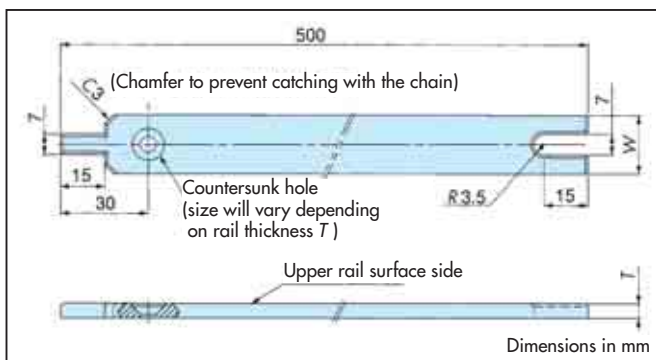
### • Conveyor Cross Section



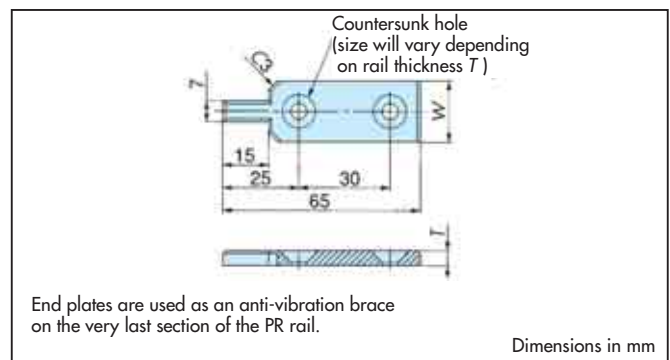
### • Available Materials

- P plastic rail (color: white)
- PMW plastic rail (color: white)
- M plastic rail (for dry use) (color: blue)

### • PR Rail



### • PRE Rail (End Plate)



End plates are used as an anti-vibration brace on the very last section of the PR rail.

Dimensions in mm

Tsubaki model no.	T	W	Material	Operating temperature range °C	Screw for countersunk section
PR520-PMW	5	20	PMW plastic rail	-20 to 60	M5 flathead screw
PR520-M			M plastic rail	-20 to 80	

Tsubaki model no.	T	W	Material	Operating temperature range °C	Screw for countersunk section
PRE520-PMW	5	20	PMW plastic rail	-20 to 60	M5 flathead screw
PRE520-M			M plastic rail	-20 to 80	

- Note: 1. M plastic rail is specifically designed for dry applications.  
 2. See page 193 for PH plastic rail.  
 3. PMW plastic rail has a notch on the convex portion to differentiate it from P plastic rail and PH plastic rail.

## ● Model Numbering

Plastic rail	Thickness	Rail width	Material
<b>PR</b>	<b>5</b>	<b>20</b>	<b>PMW</b>
• PR	5 = 5mm	20 = 20mm	PMW: PMW plastic rail
• PRE			M: M plastic rail

Note: Do not leave spaces between letters and symbols.

Solidur® is a registered trademark of Quadrant Polypenco Japan Ltd.

Solidur® is an ultra-high molecular weight polyethylene (UHMW-PE) and is commonly used in rails and tracks. A rich selection of standard grades is available.

### Material Grades

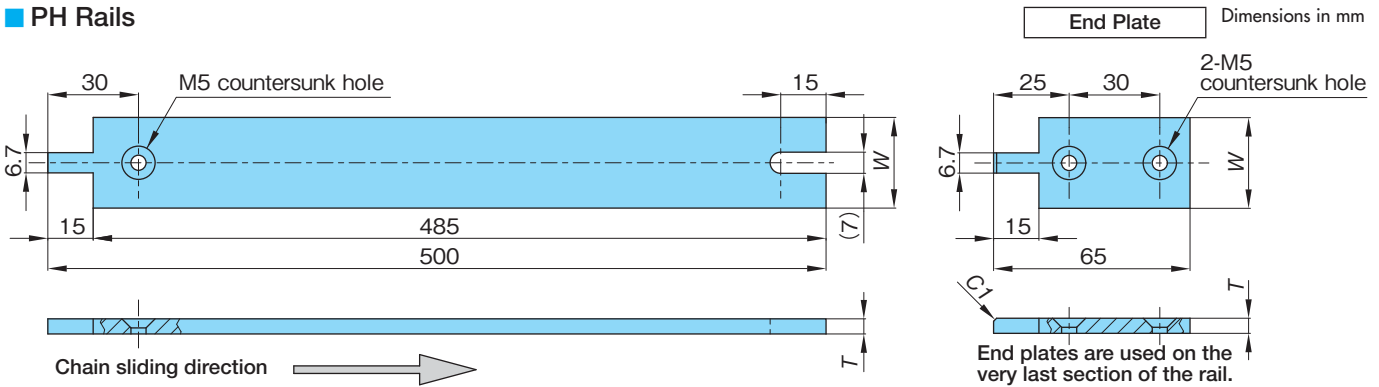
Grade	10-100	10-301	10-801	16-100E	LV-301	LV-801	84-100
Color	White	Green	Black	White	Green	Black	White
Special features	Standard			Anti-thermal degradation	Special compound for guide rails		High-density polyethylene

Grade	10-605SS	10-365CP	10-806	10-826	10-100EX	10-301EX	10-806EX
Color	Yellow	Greenish brown	Black	Black	White	Green	Black
Special features	Anti-wear (high)		Anti-static	UV stabilized	Extrusion grade		Extrusion grade and anti-static

### Standard Guide Rails

#### PH Rails



Rail width W mm	Material grade	Color	Rail thickness T mm					
			3		5		6	
			Rail	End plate	Rail	End plate	Rail	End plate
10	10-100	White			PR-PH510-W※	PR-PH510E-W※		
	10-301	Green			PR-PH510-G※	PR-PH510E-G※		
11	10-100	White					PR-PH611-W	PR-PH611E-W
	10-301	Green					PR-PH611-G	PR-PH611E-G
12	10-100	White			PR-PH512-W	PR-PH512E-W		
	10-301	Green			PR-PH512-G	PR-PH512E-G		
15	10-100	White			PR-PH515-W※	PR-PH515E-W※	PR-PH615-W	PR-PH615E-W
	10-301	Green			PR-PH515-G※	PR-PH515E-G※	PR-PH615-G	PR-PH615E-G
16	10-100	White					PR-PH616-W	PR-PH616E-W
	10-301	Green					PR-PH616-G	PR-PH616E-G
20	10-100	White	PR-PH320-W	PR-PH320E-W	PR-PH520-W	PR-PH520E-W	PR-PH620-W	PR-PH620E-W
	10-301	Green	PR-PH320-G	PR-PH320E-G	PR-PH520-G	PR-PH520E-G	PR-PH620-G	PR-PH620E-G
25	10-100	White			PR-PH525-W	PR-PH525E-W	PR-PH625-W	PR-PH625E-W
	10-301	Green			PR-PH525-G	PR-PH525E-G	PR-PH625-G	PR-PH625E-G
30	10-100	White			PR-PH530-W	PR-PH530E-W	PR-PH630-W	PR-PH630E-W
	10-301	Green			PR-PH530-G	PR-PH530E-G	PR-PH630-G	PR-PH630E-G
35	10-100	White	PR-PH335-W※	PR-PH335E-W※	PR-PH535-W	PR-PH535E-W	PR-PH635-W	PR-PH635E-W
	10-301	Green	PR-PH335-G※	PR-PH335E-G※	PR-PH535-G	PR-PH535E-G	PR-PH635-G	PR-PH635E-G
40	10-100	White	PR-PH340-W※	PR-PH340E-W※	PR-PH540-W	PR-PH540E-W	PR-PH640-W	PR-PH640E-W
	10-301	Green	PR-PH340-G※	PR-PH340E-G※	PR-PH540-G	PR-PH540E-G	PR-PH640-G	PR-PH640E-G
50	10-100	White			PR-PH550-W	PR-PH550E-W	PR-PH650-W※	PR-PH650E-W※
	10-301	Green			PR-PH550-G	PR-PH550E-G	PR-PH650-G※	PR-PH650E-G※
55	10-100	White			PR-PH555-W	PR-PH555E-W		
	10-301	Green			PR-PH555-G	PR-PH555E-G		
75	10-100	White			PR-PH575-W	PR-PH575E-W		
	10-301	Green			PR-PH575-G	PR-PH575E-G		

Note: 1. ※: Made-to-order product

2. Sizes other than those shown above can be fabricated upon request.

■ Flat Rails



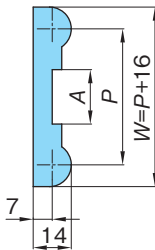
Rail width W mm	Material grade	Color	Rail thickness T mm			
			3	4	5	6
15	10-100	White	PR-FR3-15-W-50M	PR-FR4-15-W-40M※	PR-FR5-15-W-30M	PR-FR6-15-W-25M
	10-301	Green	PR-FR3-15-G-50M	PR-FR4-15-G-40M※	PR-FR5-15-G-30M	PR-FR6-15-G-25M
20	10-100	White	PR-FR3-20-W-50M		PR-FR5-20-W-30M	PR-FR6-20-W-25M
	10-301	Green	PR-FR3-20-G-50M		PR-FR5-20-G-30M	PR-FR6-20-G-25M
25	10-100	White	PR-FR3-25-W-50M	PR-FR4-25-W-40M※	PR-FR5-25-W-30M	PR-FR6-25-W-25M
	10-301	Green	PR-FR3-25-G-50M	PR-FR4-25-G-40M※	PR-FR5-25-G-30M	PR-FR6-25-G-25M
30	10-100	White	PR-FR3-30-W-50M	PR-FR4-30-W-40M※	PR-FR5-30-W-30M	PR-FR6-30-W-25M
	10-301	Green	PR-FR3-30-G-50M	PR-FR4-30-G-40M※	PR-FR5-30-G-30M	PR-FR6-30-G-25M
35	10-100	White	PR-FR3-35-W-50M	PR-FR4-35-W-40M※	PR-FR5-35-W-30M	PR-FR6-35-W-25M
	10-301	Green	PR-FR3-35-G-50M	PR-FR4-35-G-40M※	PR-FR5-35-G-30M	PR-FR6-35-G-25M
40	10-100	White	PR-FR3-40-W-50M	PR-FR4-40-W-40M※	PR-FR5-40-W-30M	PR-FR6-40-W-25M
	10-301	Green	PR-FR3-40-G-50M	PR-FR4-40-G-40M※	PR-FR5-40-G-30M	PR-FR6-40-G-25M
45	10-100	White	PR-FR3-45-W-50M		PR-FR5-45-W-30M	PR-FR6-45-W-25M
	10-301	Green	PR-FR3-45-G-50M		PR-FR5-45-G-30M	PR-FR6-45-G-25M
50	10-100	White	PR-FR3-50-W-50M	PR-FR4-50-W-40M※	PR-FR5-50-W-30M	PR-FR6-50-W-25M
	10-301	Green	PR-FR3-50-G-50M	PR-FR4-50-G-40M※	PR-FR5-50-G-30M	PR-FR6-50-G-25M
55	10-100	White	PR-FR3-55-W-50M		PR-FR5-55-W-30M	
	10-301	Green	PR-FR3-55-G-50M		PR-FR5-55-G-30M	
60	10-100	White	PR-FR3-60-W-50M		PR-FR5-60-W-30M	PR-FR6-60-W-25M※
	10-301	Green	PR-FR3-60-G-50M		PR-FR5-60-G-30M	PR-FR6-60-G-25M※
Coil length			50m	40m	30m	25m

Note: 1. ※: Made-to-order product

2. Sizes other than those shown above can be fabricated upon request.

3. PR-FR3-20-G-50M is equivalent to PRF320-P-G, PR-FR5-20-G-30M to PRF520-P-G, and PR-FR3-40-G-50M to PRF340-P-G.

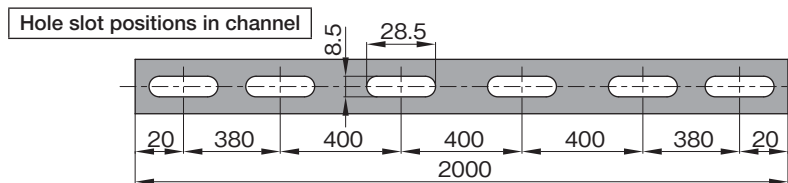
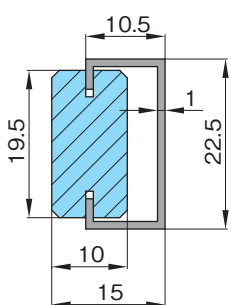
■ B Rails



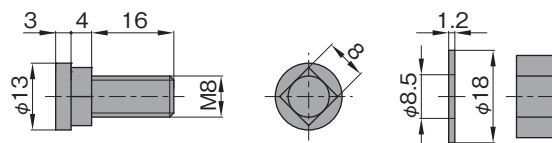
Tsubaki model no.	P mm	W mm	A mm	Length m	Material grade	Color
PR-B40-G-2M	40	56	20	2	10-301	Green
PR-B50-G-2M	50	66	20			
PR-B65-G-2M	65	81	23			

Note: Made-to-order product

■ H Rails



Special bolt (with washer and nut)



H Rails				Special channels				Special bolts		
Tsubaki model no.	Material grade	Color	Length m	Tsubaki model no.	Material	No. of mounting holes	Length m	Tsubaki model no.	Material	Remarks
PR-HR-W-2M	10-100	White	2	PR-HCSS0-2M	304 stainless steel	0	2	PR-HBNP1S	Unichrome plated	With washer and nut
PR-HR-G-2M	10-301	Green		PR-HCSS6-2M		6		PR-HBSS1S	304 stainless steel	

Note: Made-to-order product

## Standard Extruded Guide Rails

Dimensions in metric

### T Rails

T Rails			
Tsubaki model no.	Material grade	Color	Length m
PR-T-W-26M	10-100EX	White	26
PR-T-G-26M	10-301EX	Green	

T-403 Rails			
Tsubaki model no.	Material grade	Color	Length m
PR-T403-W-26M	10-100EX	White	26
PR-T403-G-26M	10-301EX	Green	

Note: Equivalent to PRT340-P-G (green).

### Z Rails

Z Rails			
Tsubaki model no.	Material grade	Color	Length m
PR-Z-W-26M	10-100EX	White	26
PR-Z-G-26M	10-301EX	Green	

Note: Equivalent to PRZ320-P-G (green).

### L Rails

L Rails			
Tsubaki model no.	Material grade	Color	Length m
PR-L-W-26M	10-100EX	White	26
PR-L-G-26M	10-301EX	Green	

L-5 Rails			
Tsubaki model no.	Material grade	Color	Length m
PR-L5-W-20M	10-100EX	White	20
PR-L5-G-20M	10-301EX	Green	

Note: Equivalent to PRL320-P-G.

L-25 Rails			
Tsubaki model no.	Material grade	Color	Length m
PR-L25-W-20M	10-100EX	White	20
PR-L25-G-20M	10-301EX	Green	

### Snap-on Rails

Snap-on Rail			
Tsubaki model no.	Material grade	Color	Length m
PR-SPR-W-30M	10-100EX	White	30

Snap-on L Rail			
Tsubaki model no.	Material grade	Color	Length m
PR-SPRL-W-3M	10-100EX	White	3

### SJQ-5 Rail

SJQ-5			
Tsubaki model no.	Material grade	Color	Length m
PR-SJQ5-W-3M	10-100EX	White	3

■ V Rails

V-3			
Tsubaki model no.	Material grade	Color	Length m
PR-V3-W-100M	10-100EX	White	100

V-3L			
Tsubaki model no.	Material grade	Color	Length m
PR-V3L-W-100M	10-100EX	White	100

V-6S			
Tsubaki model no.	Material grade	Color	Length m
PR-V6S-W-30M	10-100EX	White	30

V-10			
Tsubaki model no.	Material grade	Color	Length m
PR-V10-W-50M	10-100EX	White	50

■ U Rails

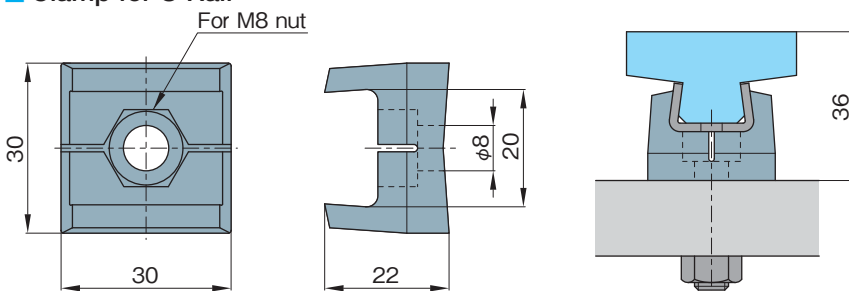
U-20				
Tsubaki model no.	Material grade	Color	Channel material	Length m
PR-U20-W-15M	10-100EX	White	SUS304	1.5
PR-U20-W-20M				2.0
PR-U20-W-24M				2.4

U-40				
Tsubaki model no.	Material grade	Color	Channel material	Length m
PR-U40-W-15M	10-100EX	White	SUS304	1.5
PR-U40-W-20M				2.0
PR-U40-W-24M				2.4

Note: 1. Made-to-order product.  
2. Anti-static (black) and oil-impregnated (green) types are also available.

Note: 1. Made-to-order product.  
2. Anti-static (black) and oil-impregnated (green) types are also available.

■ Clamp for U Rail



Tsubaki model no.	Material	Color
PR-UK	POM	Black

Note: 1. To install, tighten the M8 nut (bolt) to a torque of 9.8 to 14.7 N·m (1.0 to 1.5 kgf·m).  
2. Plastic guide rails and stainless steel channel may slip and change position due to creepage. They should be secured using knock pins (dowel pins) or the like in the vicinity of drive sprockets.

## R Rails

R-10				
Tsubaki model no.	Material grade	Color	Length m	Round bar mm
PR-R10-W-3M	10-100EX	White	3	10

R-12				
Tsubaki model no.	Material grade	Color	Length m	Round bar mm
PR-R12-W-3M	10-100EX	White	3	12

## C Rails

C-8				
Tsubaki model no.	Material grade	Color	Length m	Round bar mm
PR-C8-W-3M	10-100EX	White	3	8
PR-C8-B-3M ※	10-806EX	Black		

Note: ※: Made-to-order product

C-10				
Tsubaki model no.	Material grade	Color	Length m	Round bar mm
PR-C10-W-3M	10-100EX	White	3	10
PR-C10-B-3M※	10-806EX	Black		

Note: ※: Made-to-order product

C-12				
Tsubaki model no.	Material grade	Color	Length m	Round bar mm
PR-C12-W-3M	10-100EX	White	3	12
PR-C12-B-3M ※	10-806EX	Black		

Note: ※: Made-to-order product

C-18				
Tsubaki model no.	Material grade	Color	Length m	Round bar mm
PR-C18-W-3M	10-100EX	White	3	18

## D Rails

D Rail			
With SUS304 stainless steel channel			
Tsubaki model no.	Material grade	Color	Length m
PR-D-W-2M	10-100EX	White	2
PR-D-B-2M	10-806EX	Black	

D101HB Rail			
Tsubaki model no.	Material grade	Color	Length m
PR-D101HB-W-2M ※	10-100EX	White	2

Note: ※: Made-to-order product

■ FA Rails

FA Rail			
<p>For 6x25mm flat bar</p>			
Tsubaki model no.	Material grade	Color	Length m
PR-FA-W-3M	10-100EX	White	3
PR-FA-B-3M ※	10-806EX	Black	

Note: ※: Made-to-order product

FA-2 Rail			
<p>For 9x25mm flat bar</p>			
Tsubaki model no.	Material grade	Color	Length m
PR-FA2-W-3M	10-100EX	White	3

■ A Rails

A Rail			
<p>For 6x25mm flat bar</p>			
Tsubaki model no.	Material grade	Color	Length m
PR-A-W-3M	10-100EX	White	3
PR-A-B-3M ※	10-806EX	Black	

Note: ※: Made-to-order product

■ K Rails

K Rail			
<p>For 3x22mm flat bar</p>			
Tsubaki model no.	Material grade	Color	Length m
PR-K-W-3M	10-100EX	White	3
PR-K-B-3M	10-806EX	Black	

■ C650 Rail

C650			
<p>For 6x50mm flat bar</p>			
Tsubaki model no.	Material grade	Color	Length m
PR-C650-W-2M	10-100EX	White	2*

Note: \* 3-meter and 4-meter lengths are available on custom order.

■ C675 Rail

C675			
<p>For 6x75mm flat bar</p>			
Tsubaki model no.	Material grade	Color	Length m
PR-C675-W-2M	10-100EX	White	2*

Note: \* 4-meter lengths are available on custom order.

■ GR4301 Rail

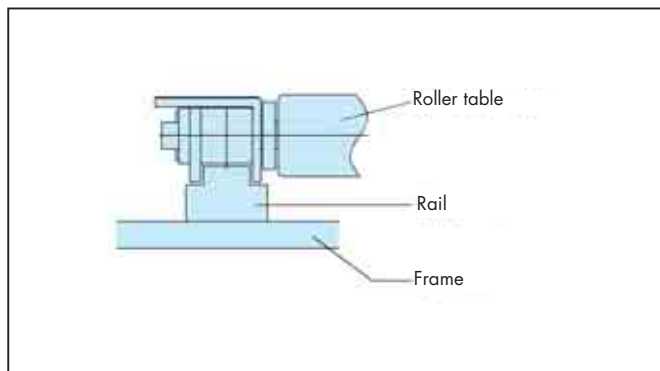
GR4301			
<p>For 4x30mm flat bar</p>			
Tsubaki model no.	Material grade	Color	Length m
PR-C430-W-3M ※	10-100EX	White	3

Note: ※: Made-to-order product

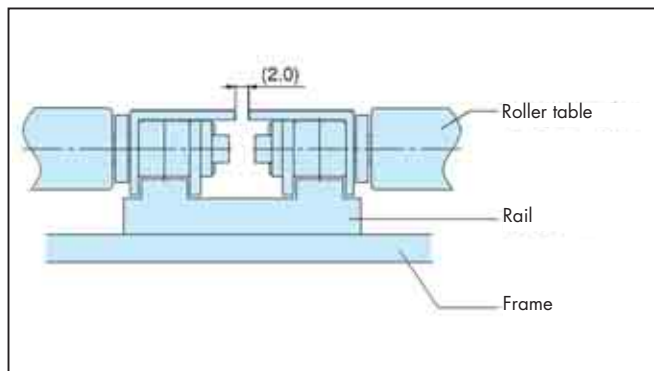
# Plastic Guide Rails

## Roller Table Carry-Way Rails (Types ST and RT)

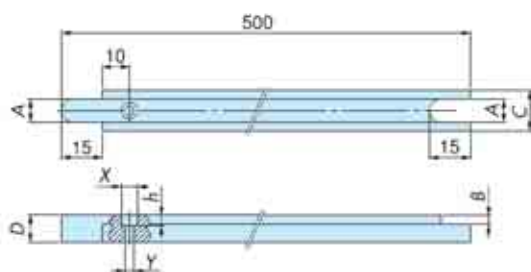
### 1) For single-strand roller table



### 2) For multi-strand roller table

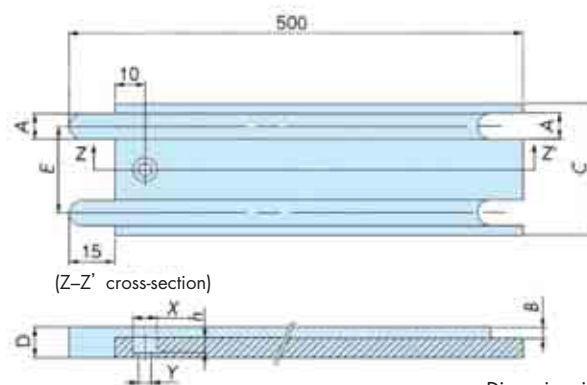


#### PR-ST (RT) rail



Dimensions in mm

#### PR-ST-2 rail



Dimensions in mm

Tsubaki model no.	Chain size used	A	B	C	D	Mounting screws	X:Depth h	Y
PR-ST300-P	ST300	4.0	2.7	9.5	10	M1.6 pan-head screw	φ 3.2×3	φ 1.8
PR-RT300-P	RT300		1.6					
PR-ST400-P	ST400	7.0	3.1	12		M2 pan-head screw	φ 4.0×4	φ 2.2
PR-RT400-P	RT400		1.7					
PR-ST500-P	ST500	8.5	3.5	15		M3 pan-head screw	φ 6.0×4	φ 3.2
PR-RT500-P	RT500		2.0					
PR-RT600-P	RT600	11.7	2.6	19				

Tsubaki model no.	Chain size used	A	B	C	D	E	Mounting screws	X:Depth h	Y
PR-ST300-P-2	ST300	4.0	2.7	26	10	16.5	M4 pan-head screw	φ 8×5	φ 4.2
PR-ST400-P-2	ST400	7.0	3.1	36.5		24.5			
PR-ST500-P-2	ST500	8.5	3.5	43.5	28.5				

Note: 1. For shapes, color (green), and materials other than those described above, contact a Tsubaki representative.  
2. Operating temperature range: -20°C to 60°C

## Model Numbering



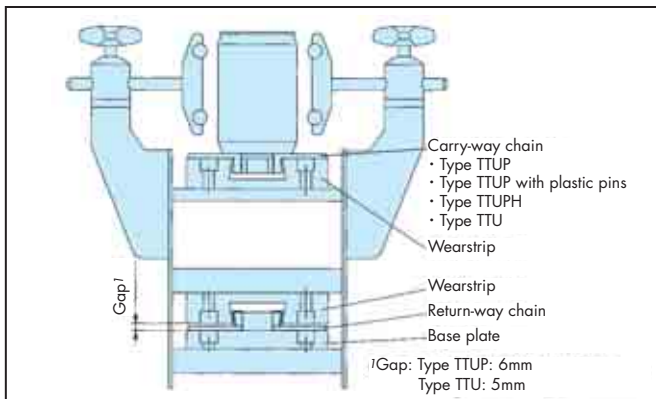
**PR — ST400 — P — 2**

[blank] : Single strand  
2 : Multiple strands  
(Can be used between multiple strands.)

Note: Do not leave spaces between letters and symbols.



### Corner Rail Conveyor Cross Sections For TTUP/TTUP-P/TTUPH/TTU top chain

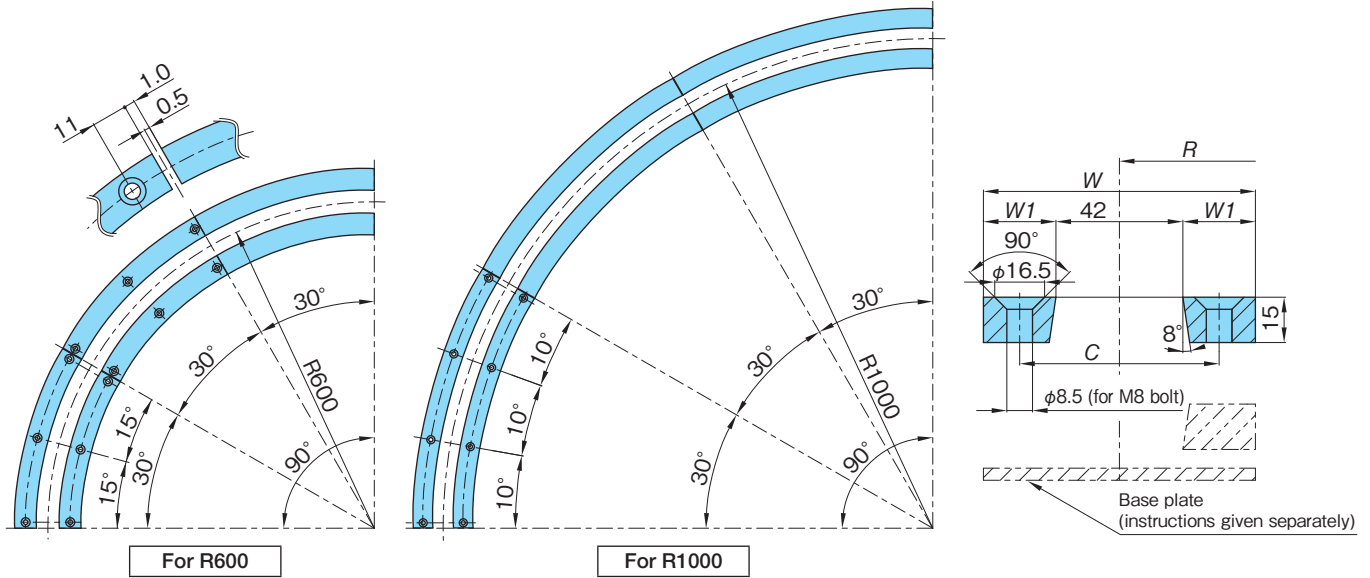


Note: Corner rails can also be manufactured in designs other than those shown above. Contact a Tsubaki representative for details.

## Corner Rails

Dimensions in mm

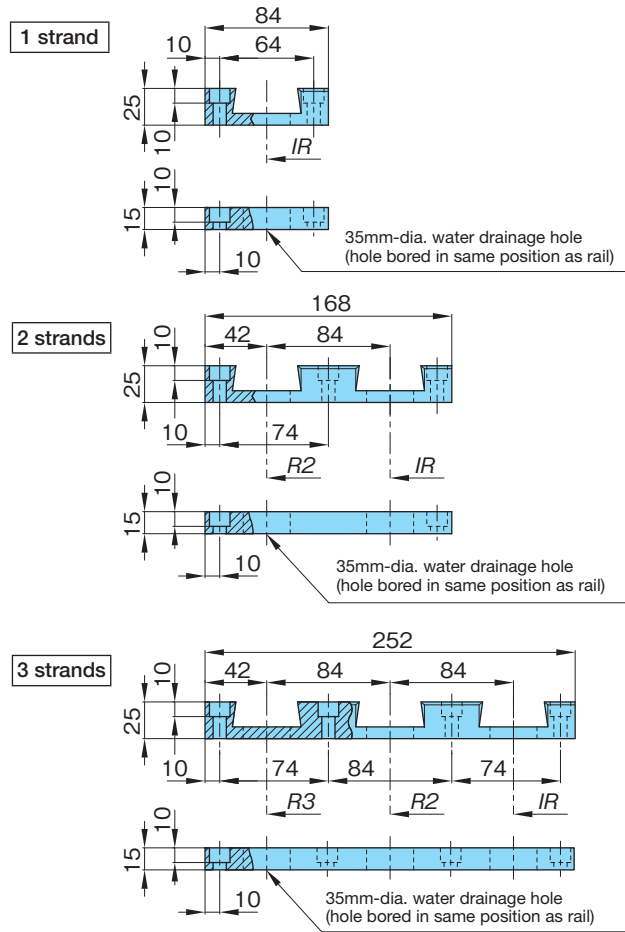
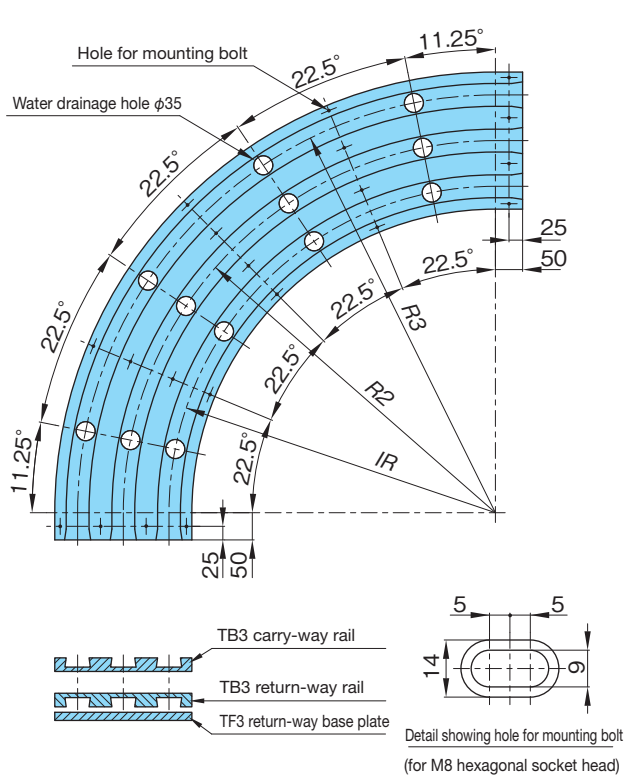
### ■ Corner Rails for TTUP Chain



Chain type	Tsubaki model no.	Center radius R mm	Side	Material grade	Color	Arc angle	Dimensions mm			Number of holes
							Total width W	Rail width W <sub>1</sub>	Hole position C	
TTUP826	PR-32R60030-W-IN	600	Inside	10-100	White	30°	90	24	66 *	3
	PR-32R60030-W-OUT		Outside							
TTUP826P	PR-32R60030-G-IN	600	Inside	10-301	Green	30°	90	24	66 *	3
	PR-32R60030-G-OUT		Outside							
TTUPH826	PR-32R100030-W-IN	1000	Inside	10-100	White	30°	122	40	82 *	4
	PR-32R100030-W-OUT		Outside							
TTU826	PR-32R100030-G-IN	1000	Inside	10-301	Green	30°	122	40	82 *	4
	PR-32R100030-G-OUT		Outside							
TTUP1143	PR-44R60030-W-IN	600	Inside	10-100	White	30°	192	75	117 *	3
	PR-44R60030-W-OUT		Outside							
TTUP1143P	PR-44R60030-G-IN	600	Inside	10-301	Green	30°	192	75	117 *	3
	PR-44R60030-G-OUT		Outside							
TTU1143	PR-44R100030-W-IN	1000	Inside	10-100	White	30°	192	75	117 *	4
	PR-44R100030-W-OUT		Outside							
TTUP1905	PR-44R100030-G-IN	1000	Inside	10-301	Green	30°	192	75	117 *	4
	PR-44R100030-G-OUT		Outside							

Note: Mounting holes are drilled to indicated dimensions.

■ Corner Rails for TTUP Chain



Chain type	No. of strands	IR mm	R2 mm	R3 mm	Material grade	Tsubaki model no.		
						Carry-way/return-way rail	Return-way base plate	Set
TTUP826 TTUP826P TTUPH826	1	600	—	—	10-301	PR-TB3-16-3	PR-TF3-16-3	PR-TB3-16-3SET
	2	600	684	—		PR-TB3-26-3	PR-TF3-26-3	PR-TB3-26-3SET
	3	600	684	768		PR-TB3-36-3	PR-TF3-36-3	PR-TB3-36-3SET
	1	800	—	—		PR-TB3-18-3	PR-TF3-18-3	PR-TB3-18-3SET
	2	800	884	—		PR-TB3-28-3	PR-TF3-28-3	PR-TB3-28-3SET
	3	800	884	968		PR-TB3-38-3	PR-TF3-38-3	PR-TB3-38-3SET
	1	1000	—	—		PR-TB3-10-3	PR-TF3-10-3	PR-TB3-10-3SET
	2	1000	1084	—		PR-TB3-20-3	PR-TF3-20-3	PR-TB3-20-3SET
	3	1000	1084	1168		PR-TB3-30-3	PR-TF3-30-3	PR-TB3-30-3SET

- Note: 1. "Set" indicates a bundle of one carry-way rail, one return-way rail, and one base plate.  
 2. Custom specifications other than those above, including number of rows, dimensions, color, and top plate width of 114.3mm, are available upon request.  
 3. Contact a Tsubaki representative for special specifications such as for super-high-speed operation.

■ Wear Tape

Solidur® Wear Tape is a special UHMW-PE tape with a pressure-sensitive adhesive backing.

Tsubaki model no.	Width mm	Thickness mm	Coil length mm	Material grade	Color
PR-WT15-20M	15	0.25	20	10-100	White
PR-WT20-20M	20				
PR-WT25-20M	25				
PR-WT30-20M	30				
PR-WT40-20M	40				

Tsubaki model no.	Width mm	Thickness mm	Coil length mm	Material grade	Color
PR-WT50-20M	50	0.25	20	10-100	White
PR-WT75-20M	75				
PR-WT100-20M	100				
PR-WT150-20M	150				
PR-WT300-20M	300				

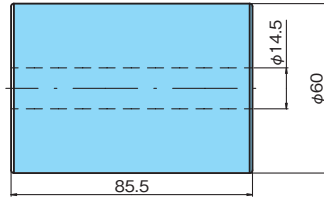

- Note: 1. Depending on the manufacturing lot, sizes other than those shown above, as well as anti-static type (black), can also be manufactured upon request.  
 2. Die-cutting is also available.

# Return Rollers & Guide Flanges

Dimensions in mm

## Return Rollers & Guide Flanges

### • Return Roller



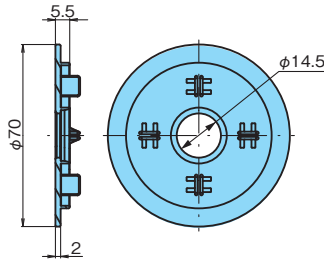
Note: Use return rollers on the return way of the conveyor to support the top surface of the chain.

Material: Polyamide

Tsubaki model no.	Color
TP-C12890T-RR	Black

Note: White color has been discontinued.

### • Guide Flange (for TP-C12890T-RR)

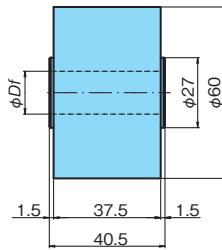



Material: Polyamide

Tsubaki model no.	Color
TP-C12891T-GF	Black

Note: 1. Will mount only on TP-C12980T-RR return roller (shown above).  
2. White color has been discontinued.

### • Split-Hub Return Roller (no flange)



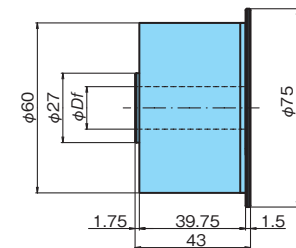
Material: High-density polyethylene

Color: Black

Tsubaki model no.	Shaft diameter $D_f$
TP-C122113NT-RR	15.5
TP-C12535NT-RR	20.5

Note: TP-C12535NT-PR is for use with wide chains.

### • Split-Hub Return Roller (with flange)



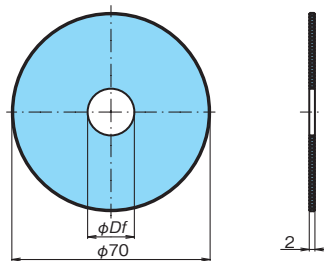
Material: High-density polyethylene

Color: Black

Tsubaki model no.	Shaft diameter $D_f$
TP-C122116NT-RR	15.5
TP-C12536NT-RR	20.5

Note: TP-C12536NT-PR is for use with wide chains.

### • Guide Flange (for split-hub return rollers)



Material: Polypropylene

Color: Green

Tsubaki model no.	Shaft diameter $D_f$
TP-C12842T-GF	15.5
TP-C12534T-GF	20.5

Note: For use with split-hub return rollers.

### High-Rotation Return Rollers & Guide Flanges

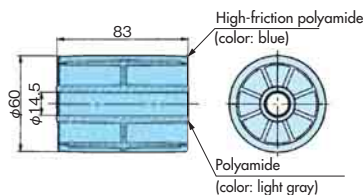
These return rollers use an engineering plastic having low resistance to the shaft on the inner circumference and a soft material having a high resistance to the chain on the outer circumference, thus ensuring exceptionally smooth rotation. These rollers are effective in situations in which damage to the top surface of the chain slats must be avoided, or to deaden noise on the return way of the chain.

In addition, we have expanded the line-up to include types that minimize the generation of wear dust by reducing contact with the slat top surfaces and through the use of internal bearings in the shaft hole.

TP-IR60, TP-IR18, TP-RR50: For dry conditions

TP-C121963, 121966RNT-RR, TP-C121967, 121970RNT-RR: For wet and dry conditions

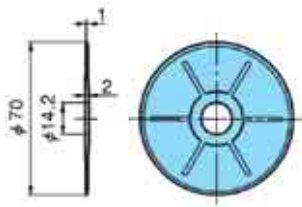
• TP-IR60 Return Roller



Tsubaki model no.	Operating temperature range
TP-IR60	-20°C to 80°C

- Note: 1. **Should not be used under wet conditions.**  
 2. For use at chain speeds of less than 50 meters/minute.  
 3. Use return rollers on the return way of the conveyor to support the top surface of the chain.

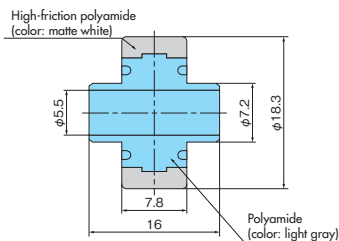
• TP-GF70 Guide Flange



Tsubaki model no.	Material (color)	Operating temperature range
TP-GF70	Antistatic polyacetal (light gray)	-20°C to 80°C

Note: For use with TP-IR60 return roller (shown above).

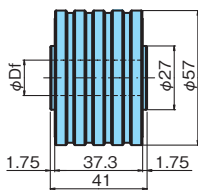

• TP-IR18 Return Roller



Tsubaki model no.	Operating temperature range
TP-IR18	-20°C to 80°C

- Note: 1. **Should not be used under wet conditions.**  
 2. For use with BTC4-500-M.  
 3. Use return rollers on the return way of the conveyor to support the top surface of the chain.

• Split-Hub Return Roller (no guide flange)

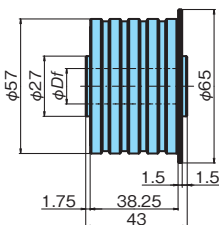



Material: Shaft/sides: High-density polyethylene (green)  
 Outer circumference: Thermoplastic rubber (gray)

Tsubaki model no.	Shaft diameter <i>Df</i>	Operating temperature range
TP-C121963RNT-RR	15.5	-20°C to 60°C
TP-C121966RNT-RR	20.5	

- Note: 1. For use at chain speeds of less than 50 meters/minute.  
 2. TP-C121966RNT-RR is for use with wide chains.  
 3. Use return rollers on the return way of the conveyor to support the top surface of the chain.

• Split-Hub Return Roller (with guide flange)

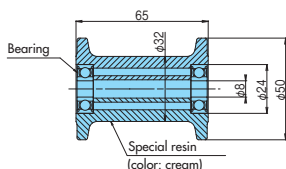


Material: Shaft/sides: High-density polyethylene (green)  
 Outer circumference: Thermoplastic rubber (gray)

Tsubaki model no.	Shaft diameter <i>Df</i>	Operating temperature range
TP-C121967RNT-RR	15.5	-20°C to 60°C
TP-C121970RNT-RR	20.5	

- Note: 1. For use at chain speeds of less than 50 meters/minute.  
 2. TP-C121970RNT-RR is for use with wide chains.  
 3. Use return rollers on the return way of the conveyor to support the top surface of the chain.

• TP-RR50 Return Roller (with internal bearings in shaft hole)



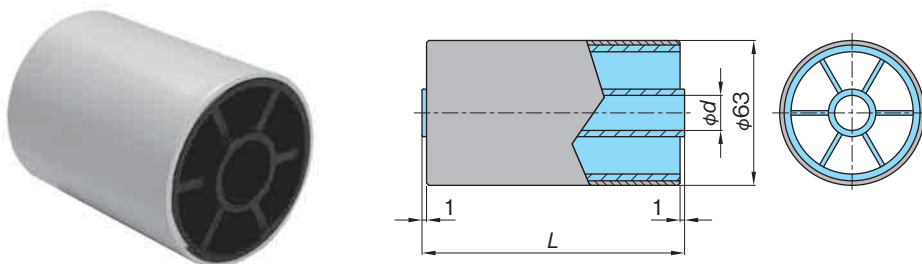
Tsubaki return roller no.	Operating temperature range
TP-RR50	0°C to 40°C

- Note: 1. **Should not be used under wet conditions.**  
 2. For use at chain speeds of less than 50 meters/minute.  
 3. Use return rollers on the return way of the conveyor to support the top surface of the chain.

# Return Rollers & Disc Plates

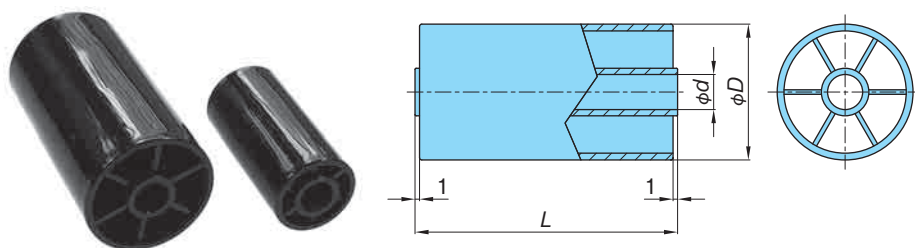
Dimensions in mm

## Rubber Return Rollers



Tsubaki model no.	Dimensions		Material		Applicable disc plate
	d	L	Body	Outer surface rubber	
TP-RR61544-RB	15.5	114	Polyamide	Olefin-based elastomer	TP-DP615
TP-RR62032-RB	20.5	82			TP-DP620
TP-RR62044-RB	20.5	114			TP-DP620

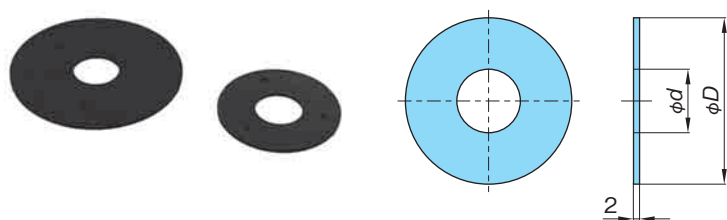
## Return Rollers



Tsubaki model no.	Dimensions			Material	Applicable disc plate
	D	d	L		
TP-RR41532	40	15.5	82	Polyamide	TP-DP415
TP-RR41544	40	15.5	114		TP-DP415
TP-RR42032	40	20.5	82		TP-DP420
TP-RR42044	40	20.5	114		TP-DP420
TP-RR61544	60	15.5	114		TP-DP615
TP-RR62032	60	20.5	82		TP-DP620
TP-RR62044	60	20.5	114		TP-DP620

Note: Use d=15.5 return rollers for plastic chain.

## Disc Plates

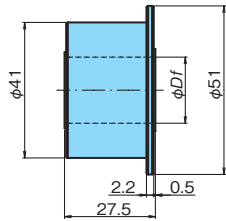



Tsubaki model no.	Dimensions		Material
	D	d	
TP-DP415	55	16	Polyamide
TP-DP420	55	21	
TP-DP615	80	16	
TP-DP620	80	21	

Dimensions in mm

## Return Rollers for Stainless Steel Top Chain

- Return Roller (for stainless steel top chain)



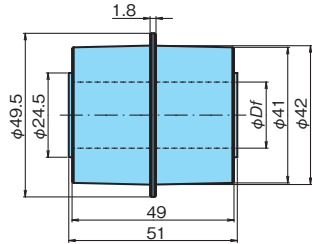
Note: Use return rollers on the return way of the conveyor to support the top surface of the chain.

Material: High-density polyethylene  
Color: Black

Tsubaki model no.	Shaft diameter $Df$
TP-C12822NT-RR	20.5

Note: 1. Operating temperature range:  $-20^{\circ}\text{C}$  to  $60^{\circ}\text{C}$  (except in hot water environments)  
2. For use with stainless steel top chains.

- Return Roller (for stainless steel top chain)

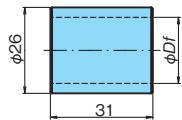



Material: High-density polyethylene  
Color: Black

Tsubaki model no.	Shaft diameter $Df$
TP-C12862NT-DR	20.5

Note: 1. Operating temperature range:  $-20^{\circ}\text{C}$  to  $60^{\circ}\text{C}$  (except in hot water environments)  
2. For use with stainless steel top chains.

- Spacer (for 82.6mm plate width)



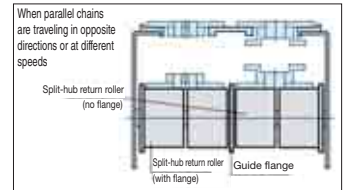
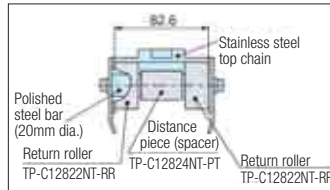
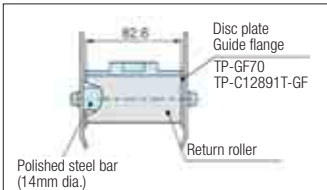
Material: Polyamide  
Color: Black

Tsubaki model no.	Shaft diameter $Df$
TP-C12824NT-DT	20.5

Note: 1. For plate widths other than 82.6mm, cut PVC pipe or similar material to the required width and assemble with the return roller shown above.  
2. Operating temperature range:  $-20^{\circ}\text{C}$  to  $80^{\circ}\text{C}$  (except in hot water environments)

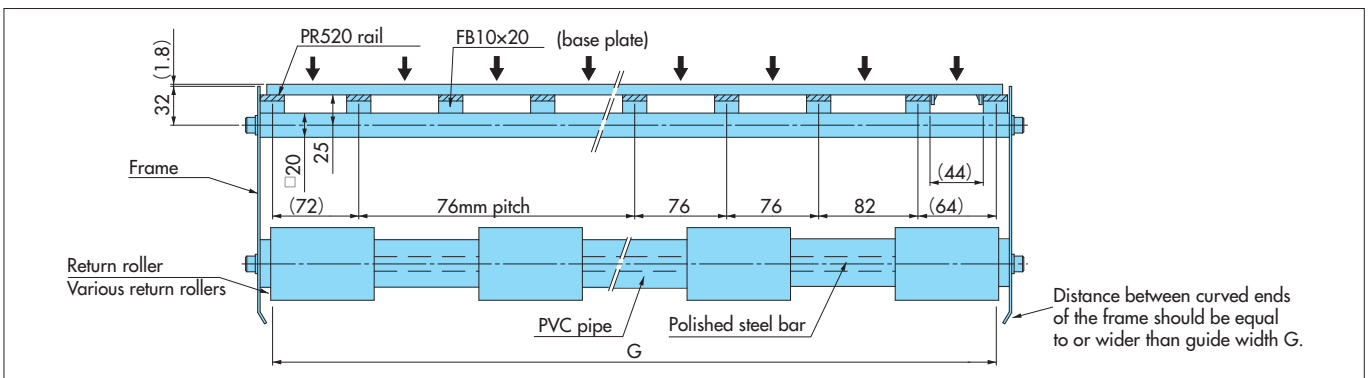
## Return Roller Mounting Examples

### Top Chain



- When the plate width is greater than 83mm, use PVC pipe or similar material instead of the spacer shown above to adjust the distance between return rollers.
- Return rollers for stainless steel top chain will not rotate when combined with plastic chain, and may cause uneven wear of top plate surfaces.

### Modular Chain

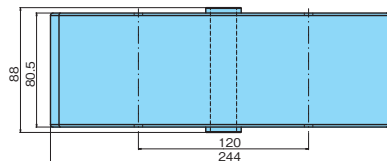
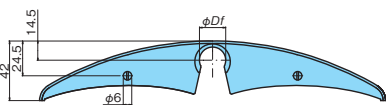


# Sliding Shoes & Spacers

Dimensions in mm

## Sliding Shoes, Spacers, Washer Guide Rails

### • Sliding Shoe (SD)



Application: For use with 82.6mm wide top chain

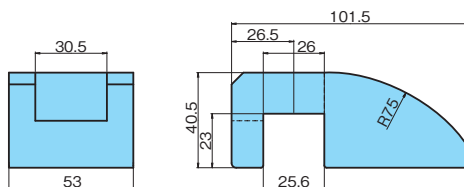
Material: Polyamide

Color: Black

Tsubaki model no.	Bore diameter $Df$
TP-C14833BT-SD	20.5

- Note: 1. For use with accumulation chains and roller tables.  
2. Mount on 20mm-dia. round machined bar.  
3. For use at chain speeds of less than 50 meters/minute.

### • Sliding Shoe (SD)



Max. Chain Speed (m/min)

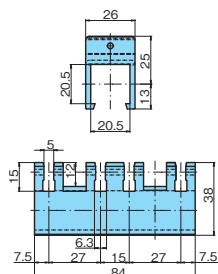

Chain material	Lube	
	None	Yes
Stainless steel	60	100
Polyacetal	40	60

Material: Polyethylene (green)

Tsubaki model no.	Operating temperature range
TP-C14343T-SD	-20°C to 60°C

- Note: 1. For use with TP-C14320T-SP spacer.  
2. For use with 82.6mm wide top chain.

### • Spacer (SP)

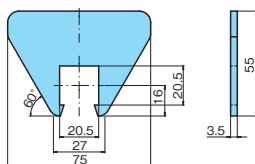


Material: Polyamide (black)

Tsubaki model no.	Operating temperature range
TP-C14320T-SP	-20°C to 80°C

- Note: 1. For use with TP-C19067VT-PR guide rail.  
2. Mount on 20 x 20mm square shaft.

### • Washer (WS)

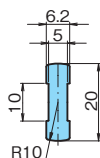



Material: Polyamide (black)

Tsubaki model no.	Operating temperature range
TP-C14322T-WS	-20°C to 80°C

- Note: 1. For use with multiple strands of top chain to prevent interference between the chains.  
2. For use with TP-C14320T-SP spacer.

### • Guide Rail (PR)



Material: UHMW-PE (green)

Tsubaki model no.	Standard length	Operating temperature range
TP-C19067VT-PR	60m	-20°C to 60°C

- Note: 1. Guide rail for use with TP-C14320T-SP spacer.  
Order length: Sold by the piece in one-meter lengths.  
2. When a rail has become worn, its service life can be extended by flipping it over.

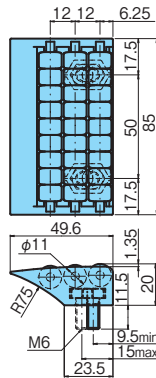



# Modular Transfer Roller Plates

Dimensions in mm

Installing rollers at conveyor-to-conveyor connection points prevents jams and ensures smooth transitions. In addition, the rotation of the rollers reduces resistance, making it possible to also reduce toppling of conveyed items.

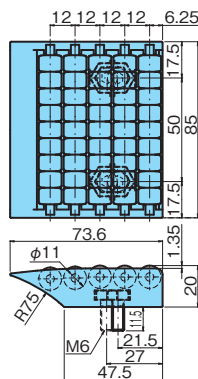

## • 3-row type



Material: Body & roller: Low-friction polyacetal  
Pin & bolt: Stainless steel (nuts not included)

Tsubaki model no.  
TP-C16770ST-MTRP

## • 5-row type

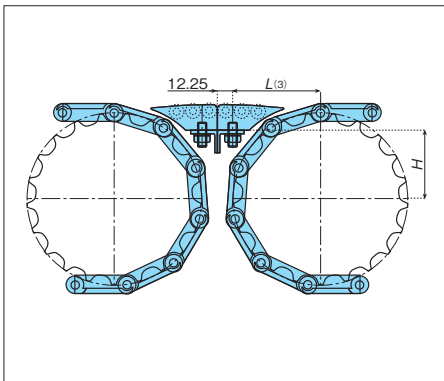


Material: Body & roller: Low-friction polyacetal  
Pin & bolt: Stainless steel (nuts not included)

Tsubaki model no.  
TP-C16772ST-MTRP

## Assemblies for Head-to-Tail Transfers

Head-to-tail transfer with two modules of three rows of rollers



Head-to-tail transfer with two modules of five rows of rollers

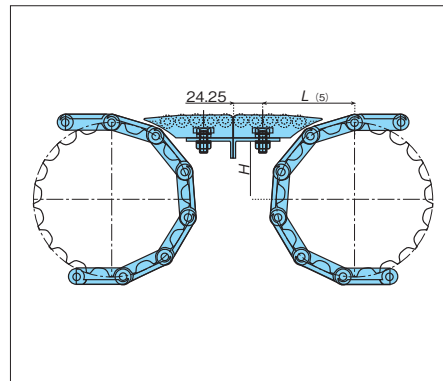
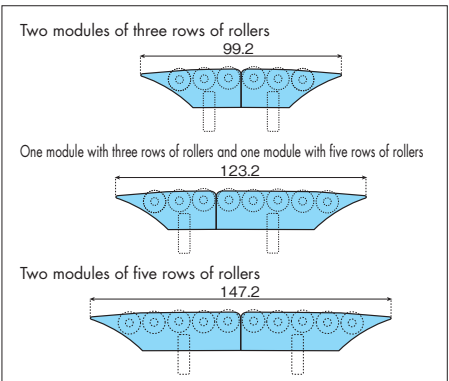


Plate widths when assembled



Dimensions will vary depending on the chain and sprockets used. See the table below.

Installation Dimensions for Plastic Top Chain and Modular Transfer Roller Plates:  $H$ ,  $L$  (3-row), and  $L$  (5-row)

### ■ Straight running

Chain type	Sprocket teeth								
	21			23			25		
	$H$	$L(3)$	$L(5)$	$H$	$L(3)$	$L(5)$	$H$	$L(3)$	$L(5)$
TT	51.5	84.0	106.8	57.5	86.4	108.2	63.5	88.8	109.6
TTP, TTPH, TTPT	52.1	83.7	105.8	58.1	86.1	107.1	64.1	88.5	108.5
TTPDH	—	—	—	—	—	—	64.9	88.7	108.4
TTPDH-LBP	—	—	—	—	—	—	79.4	113.3	113.3

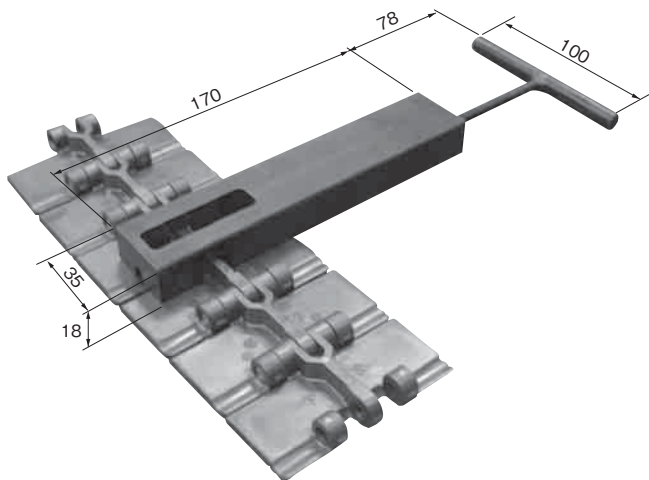
### ■ Sideflexing

Chain type	Sprocket teeth		
	$H$	$L(3)$	$L(5)$
TTUP, TPU, TPU-BO, TTUPH, TTUP-M, TTUPT-M	61.0	86.1	107.7
TPUH-BO	61.4	86.4	108.0
TPUS	63.5	87.6	108.0
TPUS-LBP	78.0	111.0	111.0

# Disconnecting and Connecting Tools

## For TTP Top Chains

Tsubaki model no. : TTP-KV-AST

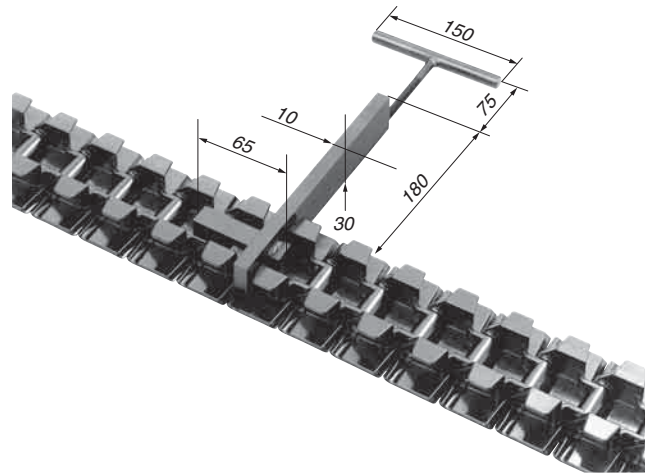


Compatible Top Chain: TTP826, TTP1143

1. Set the tool on the chain as shown and turn the handle until the pin is removed.
2. This tool can be used both for disconnecting and connecting a chain.
3. It can be used with TTP Top Chains having a top plate width of 114.3mm or less.
4. Standard product.

## For TPS-KV and TPU-KV Top Chains

Tsubaki model no. : TPS-TPU-KV-AST

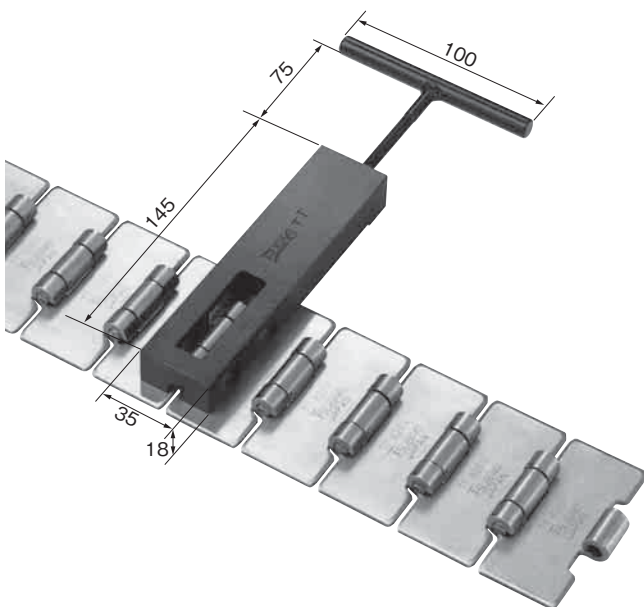


Compatible Top Chain: TPS826, TTUP826, TPU826 KV series

1. Set the tool on the chain as shown and turn the handle until the pin is removed.
2. This tool can be used both for disconnecting and connecting a chain.
3. For TPU826 chain, use only on KV series.
4. Standard product.

## For TT Top Chains

Tsubaki model no. : TT-AST



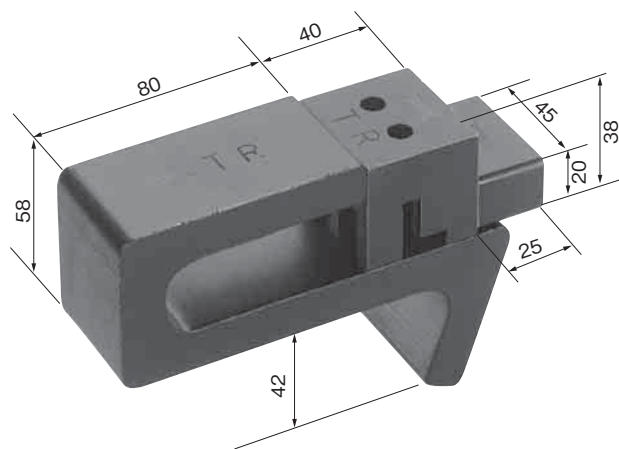
Compatible Top Chain: TT

1. Set the tool on the chain as shown and turn the handle until the pin is removed.
2. This tool can be used only for disconnecting a chain, not for connecting.
3. It can be used with Top Chains having a top plate width of 190.5mm or less.
4. Standard product.

## For TRU and TTKU Top Chains

Tsubaki model no. : TRU-TTKU-AST

1. This tool can be used commonly for TRU and TTKU Top Chains.
2. Grind off the rivets at the end of the two pins of the outer link to be cut, using a hand grinder. Take care not to damage the inner links on both sides. In the case of a TRU chain, grind off the rivet on the side having no float-preventive tabs.
3. Set the link on the tool as shown with the rivet of the pin ground off.

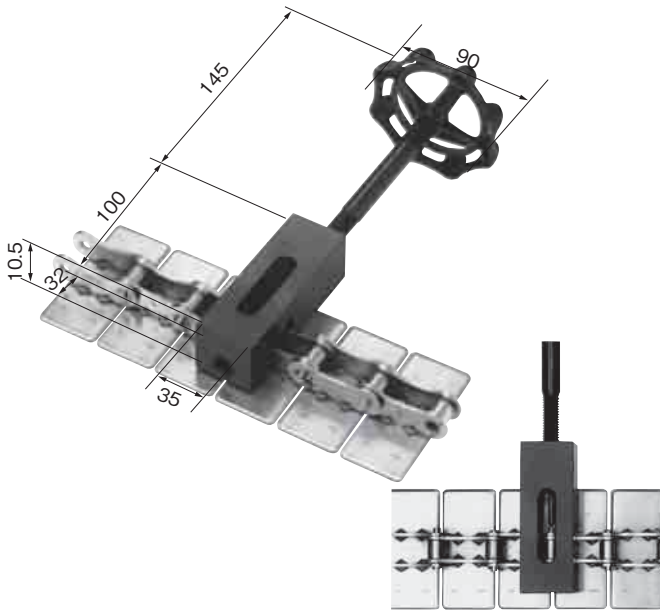


4. Tap the double punch with a hammer, and pull out the two ground-off pins of the chain until they are removed from the outer plate.
5. This tool is specifically to be used for disconnecting.
6. Standard product.

### For TS Top Chains

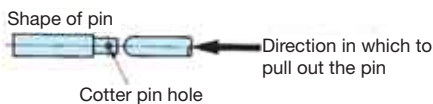
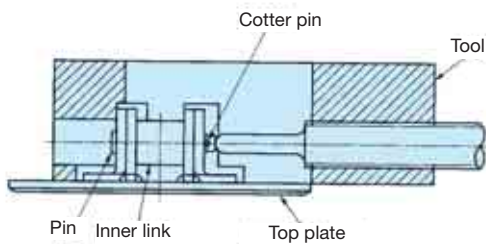
Tsubaki model no. : TS-AST

This tool can be used with a TS Top Chain having a top plate width of 300mm or less.



1. A chain can be disconnected by removing pins on the chain main body one by one.
2. The tool can also be used for connecting chains since the pins on the chain main body can be press-fitted one by one.
3. Standard product.

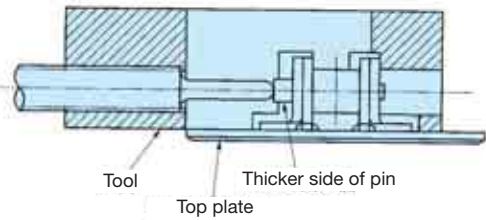
### Procedure for Disconnecting Chain



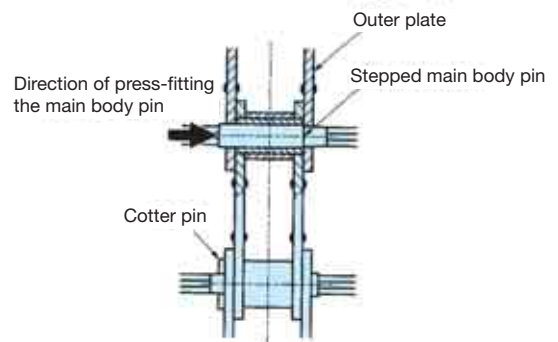
1. Close the legs of the cotter pin and pull it out from the main body pin.
2. Set the tool as shown in the photos or diagrams. Set it so that the tool is in contact with the surface of the top plate.
3. Turn the handle of the tool and push out the pin of the chain from one direction (cotter pin side).

### Procedure for Connecting Chain

1. Pass the chain pin through the outer plate (larger diameter hole side), inner link, and outer plate (smaller diameter hole side), in this order. Turn the pin so that the cotter pin hole is level with the other pin, and stop turning it at the position where it feels a little tight.
2. Set the chain on the tool as shown in the diagram below. (Press-fit the pin from the direction opposite to the removal procedure.)



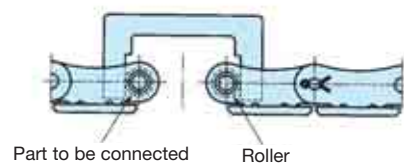
3. Turn the handle of the tool and press-fit the pin of the chain. The position to stop press-fitting of the main body pin is the position where the step of the main body pin comes in contact with the outer plate. You can know the position because the turning force of the handle will feel heavy. You can also know it by looking at the position of the other main body pins that have not been removed.



4. Pass the cotter pin through the hole of the main body pin of the chain, then open the legs of the cotter pin about 60 degrees, to prevent the main body pin from being removed.

### How to use the U-Shaped Tool packaged with the TS-AST tool

The tool holds both ends of the chains to be connected as shown below in order to facilitate the work mentioned above in Step 1.



# Index of Top Chain Components

## Index of Top Chain Components by Part Number

Tsubaki model no.	Page
TP-2SB43	218
TP-2SB48	218
TP-2SB60	218
TP-3SB43	218
TP-A0	235
TP-C12053NT-SPR	180
TP-C12054NT-SPR	180
TP-C12055NT-SPR	180
TP-C12056NT-SPR	180
TP-C12057NT-SPR	84
TP-C12058NT-SPR	84
TP-C12059NT-SPR	84
TP-C12060NT-SPR	84
TP-C12061NT-SPR	184
TP-C12062NT-SPR	184
TP-C12063NT-SPR	184
TP-C12064NT-SPR	184
TP-C12065NT-SPR	180
TP-C12066NT-SPR	180
TP-C12067NT-SPR	180
TP-C12068NT-SPR	180
TP-C12069NT-SPR	84
TP-C12070NT-SPR	84
TP-C12071NT-SPR	84
TP-C12072NT-SPR	84
TP-C12073NT-SPR	184
TP-C12074NT-SPR	184
TP-C12075NT-SPR	184
TP-C12076NT-SPR	184
TP-C12077BT-IW	84
TP-C12078BT-IW	84
TP-C12079BT-IW	84
TP-C12080BT-IW	84
TP-C12081BT-IW	84
TP-C12082BT-IW	84
TP-C12083BT-IW	84
TP-C12084BT-IW	84
TP-C12099NT-SPR	180
TP-C12100NT-SPR	180
TP-C12101NT-SPR	180
TP-C12102NT-SPR	180
TP-C12104NT-SPR	84
TP-C12105NT-SPR	84
TP-C12106NT-SPR	84
TP-C12107NT-SPR	84
TP-C12109NT-SPR	184
TP-C12110NT-SPR	184
TP-C12111NT-SPR	184
TP-C12112NT-SPR	184

Tsubaki model no.	Page
TP-C12115T-SPR	120
TP-C12117T-SPR	120
TP-C12120T-IW	120
TP-C12122T-IW	120
TP-C121646T-IW	89
TP-C121928BT-IW	84
TP-C121929BT-IW	84
TP-C121930BT-IW	84
TP-C121931BT-IW	84
TP-C121963RNT-RR	204
TP-C121966RNT-RR	204
TP-C121967RNT-RR	204
TP-C121970RNT-RR	204
TP-C12200BT-IW	84
TP-C12201BT-IW	84
TP-C12203BT-IW	84
TP-C12204BT-IW	84
TP-C12205BT-IW	84
TP-C12207BT-IW	84
TP-C12212BT-IW	84
TP-C12213BT-IW	84
TP-C12215BT-IW	84
TP-C122113NT-RR	203
TP-C122116NT-RR	203
TP-C12295T-SPR	89
TP-C12326T-SPR	142
TP-C12327T-SPR	142
TP-C12328T-SPR	142
TP-C12400T-SPR	98
TP-C12401T-SPR	98
TP-C12402T-SPR	98
TP-C12404T-IW	98
TP-C12534T-GF	203
TP-C12535NT-RR	203
TP-C12536NT-RR	203
TP-C12711T-SPR	98
TP-C12721T-SPR	133
TP-C12723T-CD	136
TP-C12724T-IW	133
TP-C12725T-CD	136
TP-C12737T-IW	133
TP-C12773T-HB	124
TP-C12777T-CD	124
TP-C12779T-CD	124
TP-C12781LT-SPR	124
TP-C12822NT-RR	206
TP-C12824NT-DT	206
TP-C12842T-GF	203
TP-C12862NT-DR	206

Tsubaki model no.	Page
TP-C12890T-RR	203
TP-C12891T-GF	203
TP-C13006NVT-GRC	228
TP-C13007T-GRC	228
TP-C13008NVT-GRC	228
TP-C13012T-GRC	228
TP-C13014T-GRC	229
TP-C13019T-SP	236
TP-C13028T-SH	237
TP-C13029T-SH	237
TP-C13037T-SH	237
TP-C13038T-SH	237
TP-C13054T-GRB	235
TP-C13055T-GRB	235
TP-C13108T-CC	231
TP-C13115T-TC	234
TP-C13120T-GRC	229
TP-C13152T-TC	234
TP-C13153T-FSC	229
TP-C13250T-TS	239
TP-C13252T-MP	239
TP-C13255T-TS	239
TP-C13355T-HD	237
TP-C13400T-SP	236
TP-C13696T-GRB	235
TP-C13697T-GRB	235
TP-C13718T-GRC	229
TP-C13741T-GRC	230
TP-C13743T-GRC	230
TP-C13744NVT-GRC	230
TP-C13752T-SP	236
TP-C13761XPT-GRC	230
TP-C13500109T-CC	231
TP-C13500114T-CC	231
TP-C13500115T-CC	231
TP-C13500116T-CC	231
TP-C14050T-BH	215
TP-C14320T-SP	207
TP-C14322T-WS	207
TP-C14343T-SD	207
TP-C14733T-CJ	216
TP-C14739T-BH	215
TP-C14741T-BH	215
TP-C14746T-CJ	216
TP-C14748NT-STB	216
TP-C14767T-SRB	219
TP-C14791T-SRB	219
TP-C14833BT-SD	207
TP-C15060T-SB	217

Tsubaki model no.	Page
TP-C15060TSS-SB	217
TP-C15064T-SB	217
TP-C15064TSS-SB	217
TP-C15068T-SB	217
TP-C15068TSS-SB	217
TP-C15072T-SB	217
TP-C15072TSS-SB	217
TP-C15084T-SB	217
TP-C15084TSS-SB	217
TP-C15088T-SB	217
TP-C15088TSS-SB	217
TP-C15206T-RB	219
TP-C16683LSST-ARG	227
TP-C16686LSST-ARG	227
TP-C16689LT-ARG	227
TP-C16770ST-MTRP	208
TP-C16772ST-MTRP	208
TP-C16801KT-ARG	227
TP-C171054T-UF	220
TP-C171056T-UF	220
TP-C171060T-UF	220
TP-C17107T-UF	219
TP-C17237T-UF	221
TP-C17456T-UF	221
TP-C17532T-UF	220
TP-C17570CT-UF	220
TP-C176450T-UF	221
TP-C176453T-UF	221
TP-C17715T-UF	220
TP-C19050LT-GR	226
TP-C19067VT-PR	207
TP-C19500130-3MT-GR	226
TP-C19500165-3MT-GR	226
TP-C213959T-SPR	133
TP-C213961T-SPR	133
TP-C50205ART-UCF	242
TP-C50206RT-UCF	242
TP-C50207NT-UCF	242
TP-C50208FRT-UCF	242
TP-C54204NR-ECT-UCFL	241
TP-C54205NR-ECT-UCFL	241
TP-C55205ART-UCF	242
TP-C55206RT-UCF	242
TP-C55207NT-UCF	242
TP-C55208FRT-UCF	242
TP-C59204NR-ECT-UCFL	241
TP-C59205NR-ECT-UCFL	241
TP-CL	232
TP-CPSH48	215

Tsubaki model no.	Page
TP-CPSH60	215
TP-CRB	232
TP-DP415	205
TP-DP420	205
TP-DP615	205
TP-DP620	205
TP-GF70	204
TP-GHA	233
TP-GHB	232
TP-IR18	204
TP-IR60	204
TP-IW50UNS10-30	138
TP-IW50UNS10-40	138
TP-LC	234
TP-RR41532	205
TP-RR41544	205
TP-RR42032	205
TP-RR42044	205
TP-RR50	204
TP-RR61544	205
TP-RR61544-RB	205
TP-RR62032	205
TP-RR62032-RB	205
TP-RR62044	205
TP-RR62044-RB	205
TP-TA16SUS	222
TP-TB12SUS	222
TP-TC	234

### Guide Pins, Clamp Pins, Bracket Pins

Tsubaki model no.	Page
TP-C14-100T-GP	238
TP-C14-200T-GP	238
TP-C12-100T-CP	238
TP-C12-200T-CP	238
TP-C14-100T-CP	238
TP-C14-200T-CP	238
TP-C16-100T-CP	238
TP-C16-200T-CP	238
TP-C12-100T-BP	238
TP-C12-200T-BP	238
TP-C14-100T-BP	238
TP-C14-200T-BP	238
TP-C16-100T-BP	238
TP-C16-200T-BP	238

### List of Abbreviation Symbols

Frame support parts	Abbreviation symbol
Bearing head	BH
Side top bracket	STB
Connecting joint	CJ
Support base	SB
Reduction bush	RB
Threaded tube end	SRB
Universal foot	UF

Product guide parts	Abbreviation symbol
Guide rail	GR
Accumulation roller side guide	ARG
Roller module side guide	ARG
Guide rail clamp	GRC
Cross block	CC

Product guide parts	Abbreviation symbol
T-shaped clamp	TC
Photosensor clamp	FSC
Adjustable bracket	GRB
Spacer	SP
Adjustable head	SH
Knob	HD
Tray supporter	TS
Fixing washer	MP
Guide pin	GP
Clamp pin	CP
Bracket pin	BP

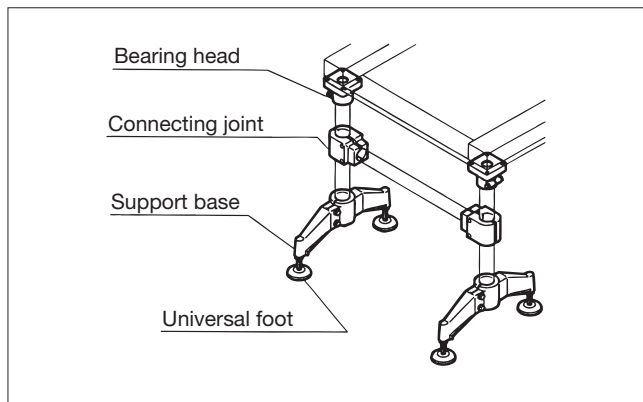
Bearing units	Abbreviation symbol
Diamond flange unit	UCFL
Square flange unit	UCF

Chain guide parts	Abbreviation symbol
Sliding shoe	SD
Spacer	SP
Washer	WS
Plastic rail	PR
Return roller	RR
Guide flange	GF
Double roller	DR
Spacer	DT
Module transfer roller plate	MTRP

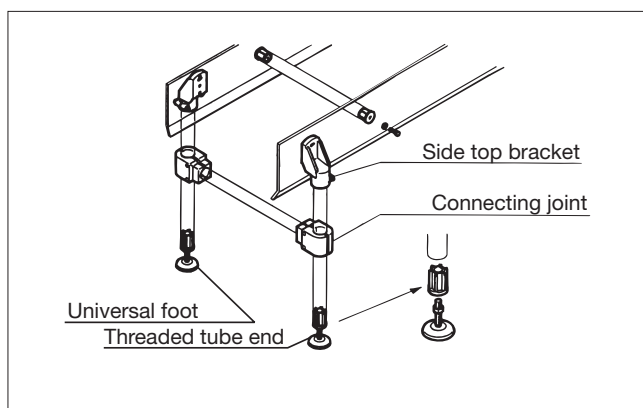
Sprockets & idler wheels	Abbreviation symbol
Sprocket	SPR
Idler wheel	IW
Corner disk	CD
Hub	HB

# Frame Support Parts

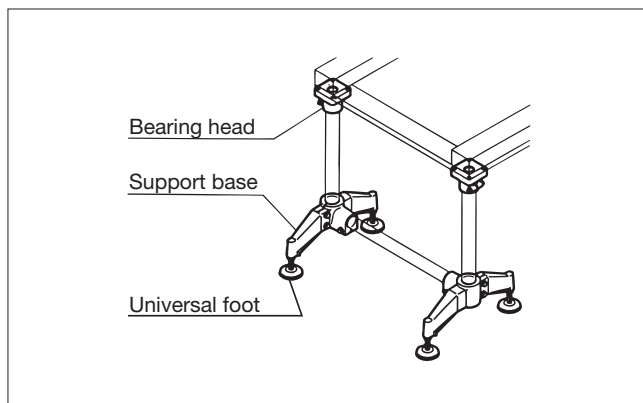
## Installation Examples



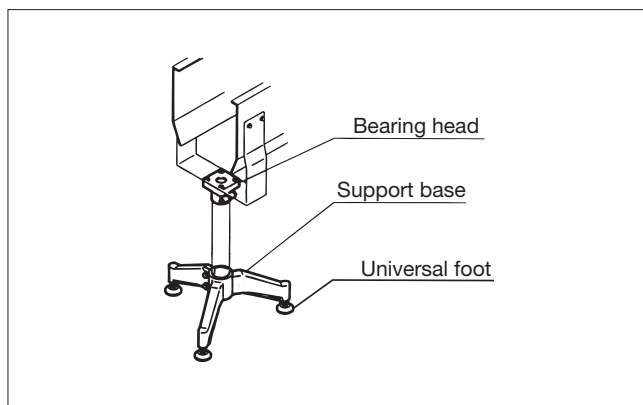
- (1) The bearing head supports a conveyor frame from underneath.
- (2) The connecting joint stabilizes a conveyor by connecting two legs.



- (1) The side top bracket supports a frame from the side. It is suitable for installing a tray under a conveyor or for use with a simple conveyor.
- (2) A slim layout around the leg can be achieved by press-fitting the threaded tube end into the pipe. The side top bracket is suitable for a conveyor supported by a number of legs—such as a multiple-strand conveyor—and for supporting a lightweight conveyor.



- (1) The support base supports a conveyor at the foot. There are three types of support bases—a two-legged type, a three-legged type, and a two-legged + joint type—each capable of matching various usage conditions.
- (2) The universal foot is fitted to the support base and threaded tube end. The universal foot is suitable for use when installing a conveyor in a wet environment or on an inclined floor.



- (1) The three-legged support base allows stable support while using a small number of parts.

# Frame Support Parts

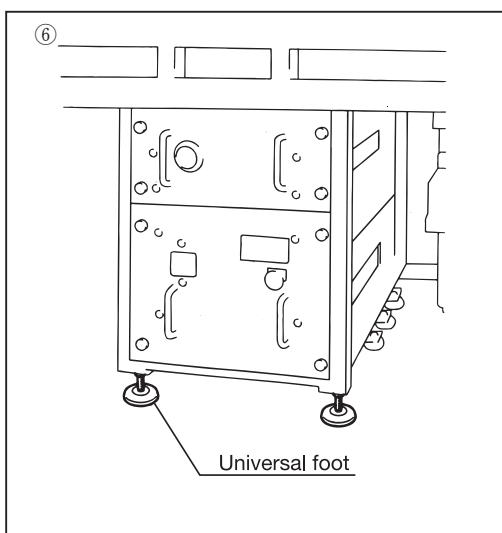
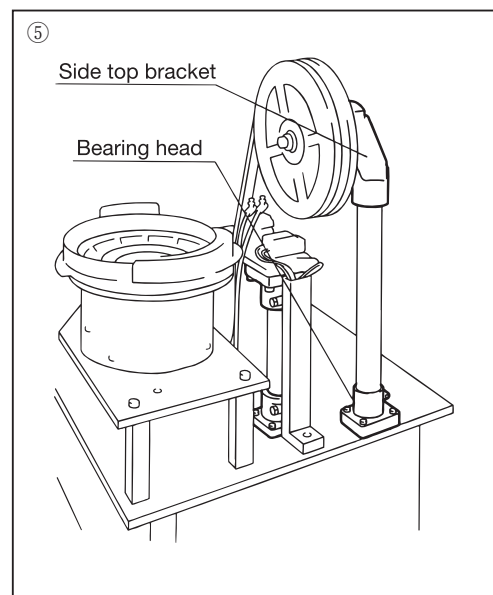
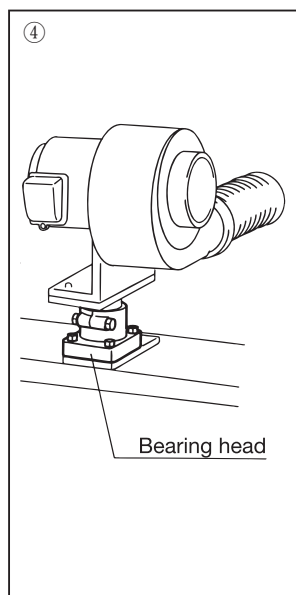
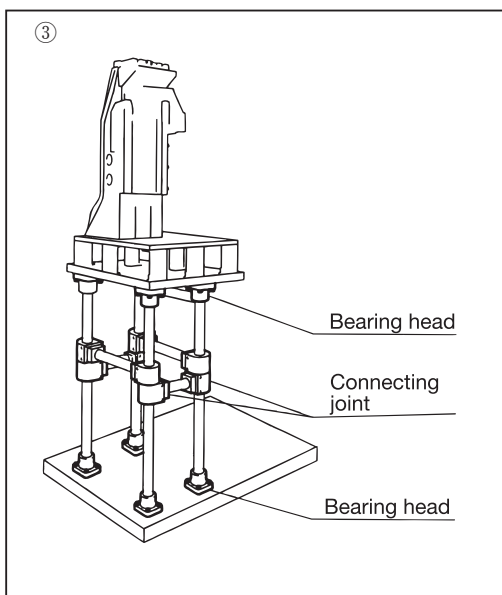
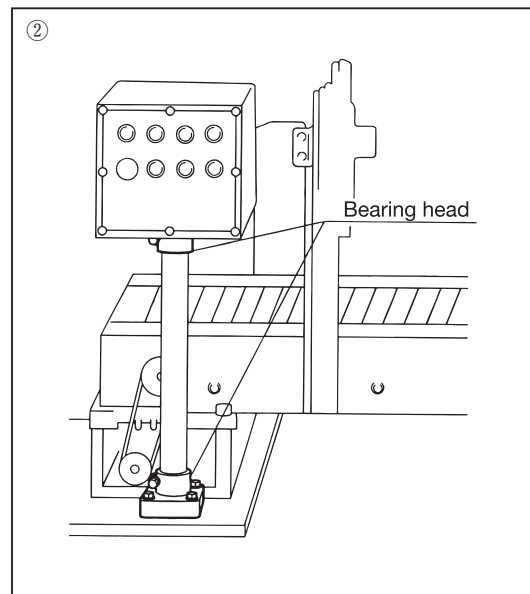
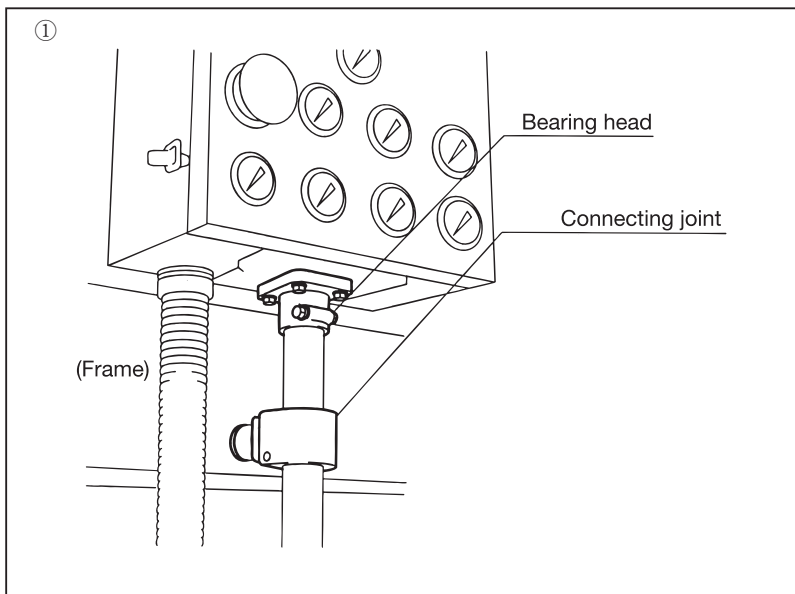
Plastic Modular Chain

Plastic Top Chain

Plastic Block Chain

Stainless Steel Top Chain

Accessories



①②...Installation on control panels.

(The wiring can be installed through the inside of the bearing head.)

③④...Use as attachments.

These conveyor support parts are used as attachments, and serve as a substitute for metal attachments or installation by welding.

(Easy installation and removal)

⑤.....Use on dedicated machines.

The support parts can be used as attachments for installing parts on various automatic dedicated machines.

⑥.....Use on leg parts of food machines.

The use of the universal foot allows a structure suitable for installation in a wet environment or on an inclined floor for improved drainage. The rust-preventive feature of the foot enhances hygiene.

## Combination of Compatible Parts According to Pipe Size

Compatible part		Pipe used 	Nominal diameter	2	1 ½	1 ¼
			Outside diameter	φ 60.5	φ 48.6	φ 42.7
Bearing head 		Tsubaki model no.	TP-C14739T-BH TP-CPSH60	TP-C14741T-BH TP-C14050T-BH TP-CPSH48	Insert reduction bush TP-C15206T-RB into parts having a nominal diameter of 2.	
Side top bracket 		Tsubaki model no.	—	TP-C14748NT-STB	—	
Connecting joint 		Tsubaki model no.	TP-C14746T-CJ Reinforcing pipe φ 42.7	TP-C14733T-CJ Reinforcing pipe φ 42.7	—	
Support base	Two-legged 	Tsubaki model no.	TP-C15064T-SB TP-C15064TSS-SB TP-2SB60	TP-C15060T-SB TP-C15060TSS-SB TP-2SB48	TP-2SB43 or insert reduction bush TP-C15206T-RB into TP-C15064T-SB or TP-C15064TSS-SB	
	Three-legged 	Tsubaki model no.	TP-C15088T-SB TP-C15088TSS-SB	TP-C15084T-SB TP-C15084TSS-SB	TP-3SB43	
	Two legged + joint 	Tsubaki model no.	TP-C15072T-SB TP-C15072TSS-SB Reinforcing pipe φ 42.7	TP-C15068T-SB TP-C15068TSS-SB Reinforcing pipe φ 42.7	Insert reduction bush TP-C15206T-RB into TP-C15064T-SB or TP-C15064TSS-SB	
Threaded tube end 		Tsubaki model no.	TP-C14791T-SRB Pipe thickness : 1.65	TP-C14767T-SRB Pipe thickness : 1.65	—	
Universal foot 		Tsubaki model no.	TP-C17107T-UF, TP-C171054T-UF, TP-C171056T-UF, TP-C171060T-UF, TP-C17715T-UF, TP-C17532T-UF, TP-TA16SUS, TP-TB12SUS Types that can be fixed to the floor : TP-C17570CT-UF, TP-C176450T-UF, TP-C176453T-UF, TP-C17456T-UF, TP-C17237T-UF			

# Frame Support Parts

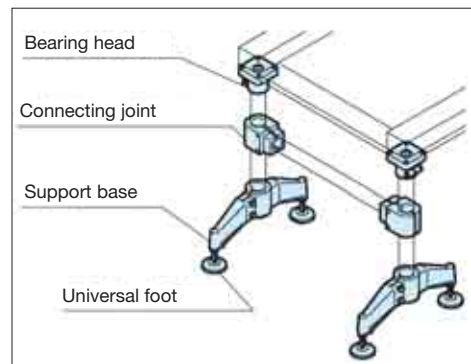
## Bearing Head (BH)



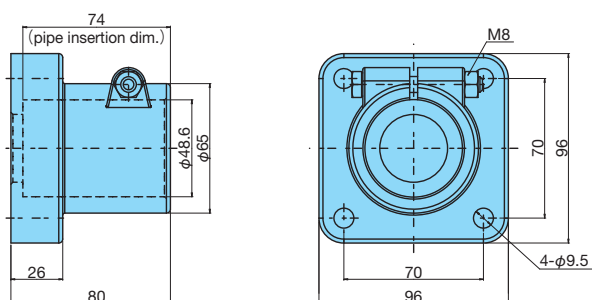
Use this part for securing a pipe onto a frame.  
Wiring can be installed inside the bearing head.

Material: Body = Reinforced polyamide  
Bolt }  
Nut } = Stainless steel (SUS304)  
Washer }  
Color: Black

### Bearing Head Installation Example



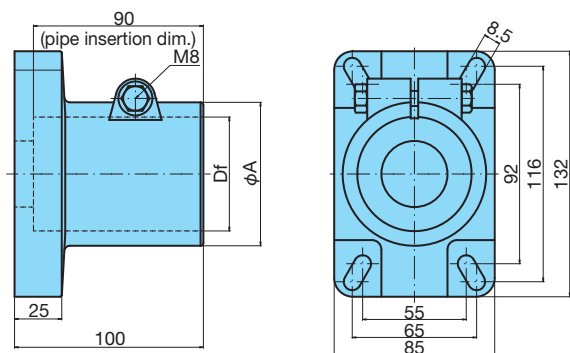
### Mounting hole fixed type



Tsubaki model no.	Pipe outside dia. mm (nominal dia.)
TP-C14050T-BH	48.6 (1½)

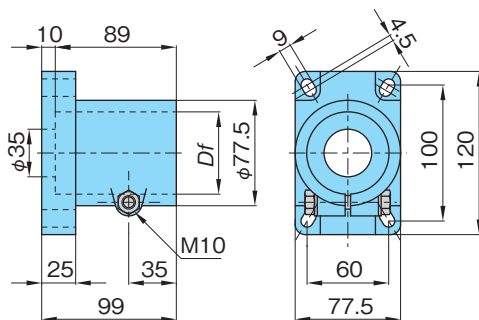
Note: Standard product

### Mounting hole variable type



Tsubaki model no.	Pipe outside dia. $Df$ mm (nominal dia.)	Outside dia. A
TP-C14741T-BH	48.6 (1½)	65
TP-C14739T-BH	60.5 (2)	76

Note: Standard product. The dimensions were changed as shown above in June 2011.



Tsubaki model no.	$Df$	Material	
		Body	Bolt & nut
TP-CPSH48	48.6	Reinforced polyamide	Stainless steel
TP-CPSH60	60.5		

Note: Standard product

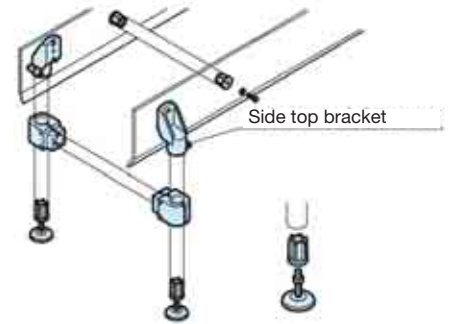
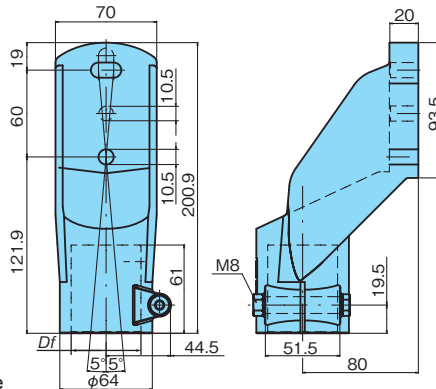
Dimensions in mm



### Side Top Bracket (STB)



The side top bracket supports a conveyor frame from the side. Use this part when installing a tray or other item under the conveyor or on simple conveyors.

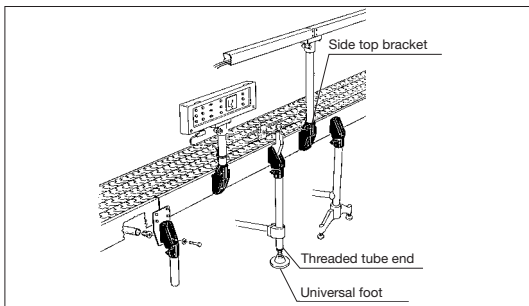


Material: Body = Reinforced polyamide  
 Bolt } = Stainless steel (SUS304)  
 Nut }  
 Washer }  
 Color: Black

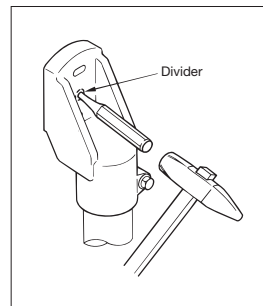
Tsubaki model no.	Pipe outside dia. <i>Df</i> mm (nominal dia.)
TP-C14748NT-STB	48.6 (1½)

Note: 1. Bracket tilt angle: 5°  
 2. Standard product

### Side Top Bracket Installation Example



### Notes for Handling Side Top Brackets



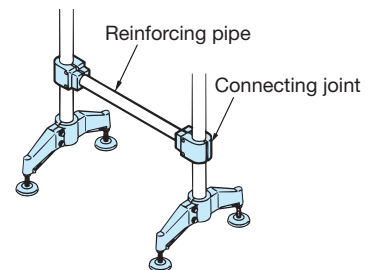
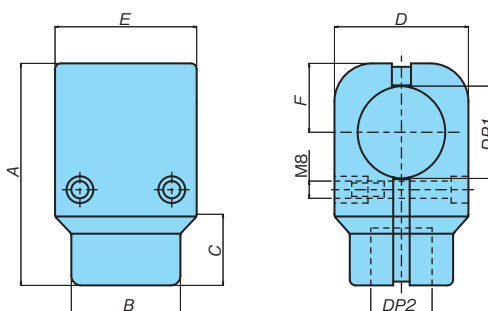
When the side top bracket divider is removed, the hole can be used for mounting a round bar for reinforcement.

Work procedure:  
 Apply a punch to the part indicated in the diagram on the left, and tap it gently with a hammer to remove the divider.

### Connecting Joint (CJ)



The connecting joint connects two conveyor legs to stabilize a conveyor.



Material: Body = Reinforced polyamide  
 Bolt = Stainless steel (SUS304)  
 Bush = Brass

Note: Do not step on the reinforcing pipe.  
 The connecting joint could be displaced.

Tsubaki model no.	Pipe outside dia. mm (nominal dia.)	DP1	DP2	A	B	C	D	E	F
TP-C14733T-CJ	48.6 & 42.7 (1½ & 1¼)	48.6	42.7	122	62	40	78	78	39
TP-C14746T-CJ	60.5 & 42.7 (2 & 1¼)	60.5	42.7	130	65	41	82	82	42.5

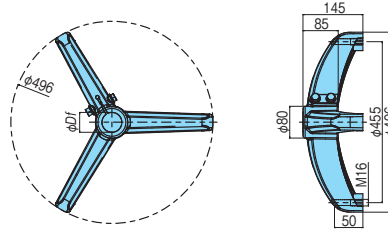
Note: Standard product

Dimensions in mm

# Frame Support Parts

## Support Base (SB)

The support base supports the base of a conveyor.

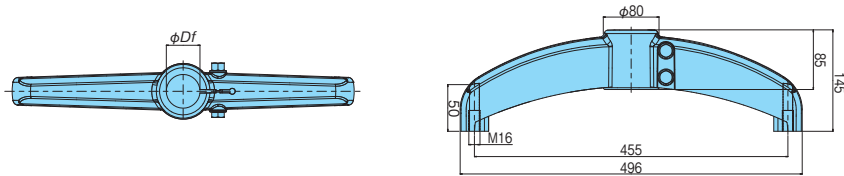


● Brass bush & stainless steel bush

Tsubaki model no.	Pipe outside dia. $Df$ mm (nominal dia.)	Bush material
TP-C15084T-SB	48.6 (1½)	Brass
TP-C15088T-SB	60.5 (2)	
TP-C15084TSS-SB	48.6 (1½)	Stainless steel
TP-C15088TSS-SB	60.5 (2)	

Note: Standard product

Material: Body = Reinforced polyamide  
 Bolt } = Stainless steel  
 Nut }  
 Bush = Brass or stainless steel

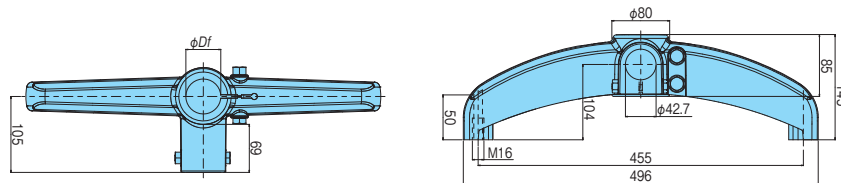


● Brass bush & stainless steel bush

Tsubaki model no.	Pipe outside dia. $Df$ mm (nominal dia.)	Bush material
TP-C15060T-SB	48.6 (1½)	Brass
TP-C15064T-SB	60.5 (2)	
TP-C15060TSS-SB	48.6 (1½)	Stainless steel
TP-C15064TSS-SB	60.5 (2)	

Note: Standard product

Material: Body = Reinforced polyamide  
 Bolt } = Stainless steel  
 Nut }  
 Bush = Brass or stainless steel



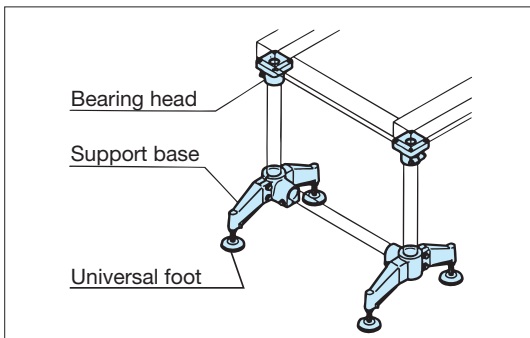
● Brass bush & stainless steel bush

Tsubaki model no.	Pipe outside dia. $Df$ mm (nominal dia.)	Bush material
TP-C15068T-SB	48.6 (1½)	Brass
TP-C15072T-SB	60.5 (2)	
TP-C15068TSS-SB	48.6 (1½)	Stainless steel
TP-C15072TSS-SB	60.5 (2)	

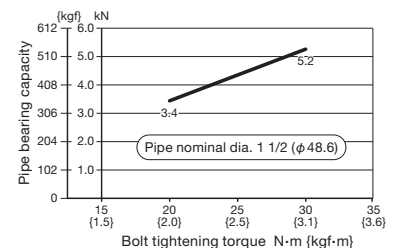
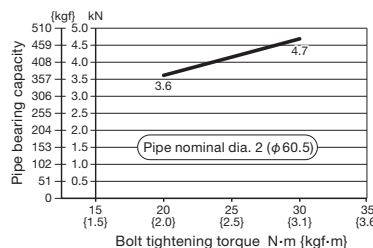
Note: Standard product

Material: Body = Reinforced polyamide  
 Bolt } = Stainless steel  
 Nut }  
 Bush = Brass or stainless steel

## Support Base Installation Example

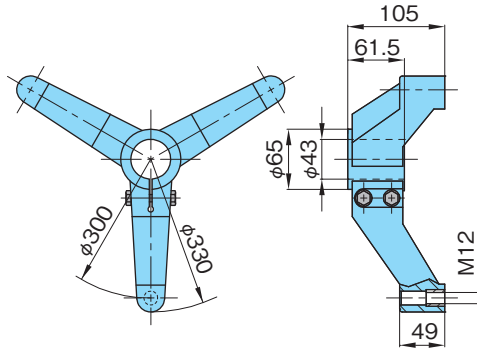


## Bearing Capacity of Support Base Pipe



Note: The pipe bearing capacity shown above is the measured value when a polished pipe is used. This is not a guaranteed value.

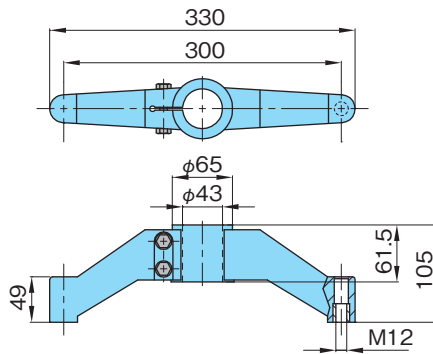
Dimensions in mm



Material: Body = Reinforced polyamide  
 Bolt & nut = Stainless steel  
 Bush = Nickel-plated brass

Tsubaki model no.	Load capacity kN {kgf}
TP-3SB43	2.45 {250}

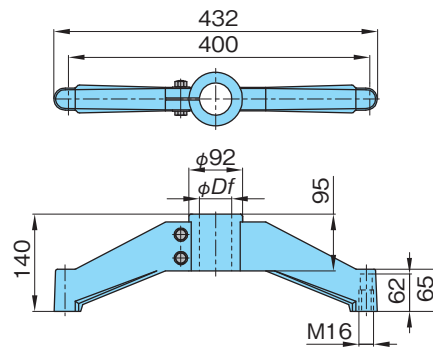
Note: 1. Standard product  
 2. The tightening torque of bolts and nuts is 9.8 N·m {1.0 kgf·m}.



Material: Body = Reinforced polyamide  
 Bolt & nut = Stainless steel  
 Bush = Nickel-plated brass

Tsubaki model no.	Load capacity kN {kgf}
TP-2SB43	2.45 {250}

Note: 1. Standard product  
 2. The tightening torque of bolts and nuts is 9.8 N·m {1.0 kgf·m}.



Material: Body = Reinforced polyamide  
 Bolt & nut = Stainless steel  
 Bush = Nickel-plated brass

Tsubaki model no.	Df	Load capacity kN {kgf}
TP-2SB48	48.6	3.43 {350}
TP-2SB60	60.5	

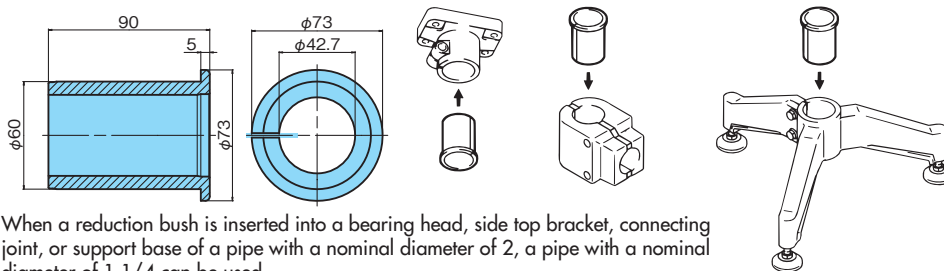
Note: 1. Standard product  
 2. The tightening torque of bolts and nuts is 14.7 N·m {1.5 kgf·m}.

# Frame Support Parts

## Reduction Bush (RB)



The reduction bush can reduce the size of a pipe.




When a reduction bush is inserted into a bearing head, side top bracket, connecting joint, or support base of a pipe with a nominal diameter of 2, a pipe with a nominal diameter of 1 1/4 can be used.

Material: Body = Polyamide

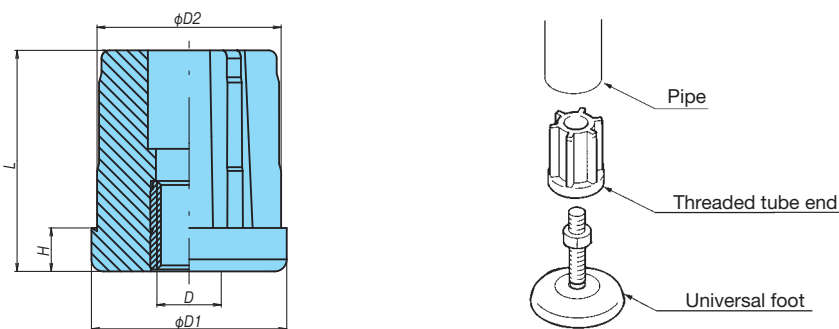
Tsubaki model no.	Pipe outside dia. mm (nominal dia.)
TP-C15206T-RB	42.7 (1 1/4)

Note: Standard product

## Threaded Tube End (SRB)



When this part is inserted into a pipe and used in combination with a universal foot, it can be used as a leg for a conveyor frame.



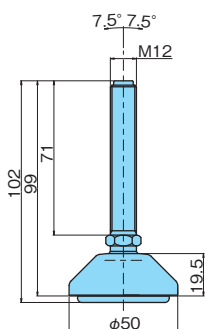
Material: Body = Polyamide  
Bush = Nickel-plated brass

Tsubaki model no.	Pipe outside dia. mm (nominal dia.)	D	D1	D2	H	L
TP-C14767T-SRB	48.6 (1 1/2)	M16	48	45.8	10	55
TP-C14791T-SRB	60.5 (2)	M16	60	58	12	50

Note: 1. Standard product  
2. Use a pipe with a thickness of 1.65mm.

## Universal Foot (UF)

The universal foot can be used as a foot for a conveyor or other equipment. Use it on an inclined floor or in a place where the level needs adjustment. The hole-drillable type can be fixed to the floor.

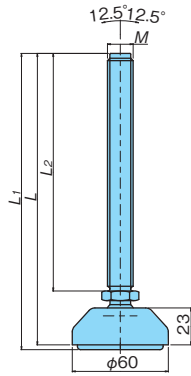


Material: Bolt = Stainless steel (SUS304)  
Main body plate = Reinforced polyamide  
Antiskid rubber pad = Oil-resistant rubber: Shore hardness 70

Tsubaki model no.	Allowable load kN {kgf}
TP-C17107T-UF	12.0 {1220}

Note: 1. The allowable load is the maximum allowable load in a static state.  
2. Standard product

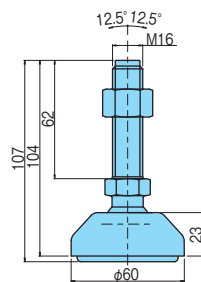
Dimensions in mm



Material: Bolt = Stainless steel (SUS304)  
 Main body plate = Reinforced polyamide  
 Antiskid rubber pad = Oil-resistant rubber: Shore hardness 70

Tsubaki model no.	L	L1	L2	Allowable load kN {kgf}	M
TP-C171054T-UF	94	97	60	15.0 {1530}	M16
TP-C171056T-UF	179	182	145	15.0 {1530}	M16
TP-C171060T-UF	179	182	145	15.0 {1530}	M20

Note: 1. The allowable load is the maximum allowable load in a static state.  
 2. Standard product

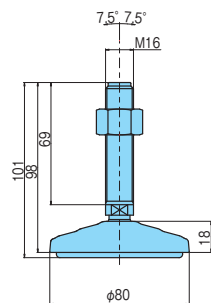


Material: Bolt = Polyamide with steel insert  
 Nut = Stainless steel (SUS304)  
 Main body plate = Reinforced polyamide  
 Antiskid rubber pad = Oil-resistant rubber: Shore hardness 70

Tsubaki model no.	Allowable load kN {kgf}
TP-C17715T-UF	0.78 {80}

Note: 1. The allowable load is the maximum allowable load in a static state.  
 2. Standard product

Standard type

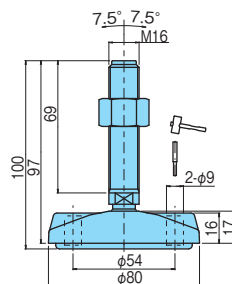


Material: Bolt } = Stainless steel (SUS304)  
 Nut }  
 Main body plate = Reinforced polyamide  
 Antiskid rubber pad = Oil-resistant rubber: Shore hardness 70

Tsubaki model no.	Allowable load kN {kgf}
TP-C17532T-UF	15.0 {1530}

Note: 1. The allowable load is the maximum allowable load in a static state.  
 2. Standard product

Fixing hole drillable type



Material: Bolt } = Stainless steel (SUS304)  
 Nut }  
 Main body plate = Reinforced polyamide  
 Antiskid rubber pad = Oil-resistant rubber: Shore hardness 70

The fixing hole is not completely drilled through so as to prevent the accumulation of foreign matter. If a fixing hole is needed, punch a hole with a punch and hammer as shown.

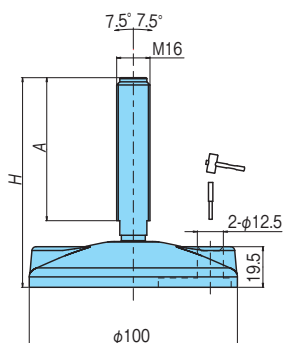
Tsubaki model no.	Allowable load kN {kgf}
TP-C17570CT-UF	15.0 {1530}

Note: 1. This is of the same specifications as TP-C17532T-UF, except that it can be fixed to the floor.  
 2. The allowable load is the maximum allowable load in a static state.  
 3. Standard product

Dimensions in mm

# Frame Support Parts

## Fixing hole drillable type



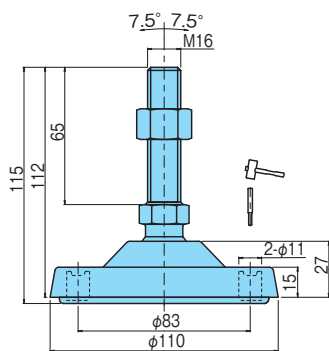
Material: Bolt = Stainless steel (SUS304)  
 Main body plate = Reinforced polyamide  
 Antiskid rubber pad = Oil-resistant rubber: Shore hardness 70

The fixing hole is not completely drilled through so as to prevent the accumulation of foreign matter. If a fixing hole is needed, punch a hole with a punch and hammer as shown.

Tsubaki model no.	Allowable load kN {kgf}	H	A
TP-C176450T-UF	18.0 {1830}	100	70
TP-C176453T-UF	18.0 {1830}	210	180

Note: 1. The allowable load is the maximum allowable load in a static state.  
 2. Standard product

## Fixing hole drillable type



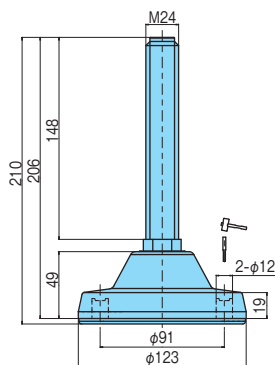
Material: Bolt } = Stainless steel (SUS304)  
 Nut }  
 Main body plate = Reinforced polyamide  
 Antiskid rubber pad = Oil-resistant rubber: Shore hardness 70

The fixing hole is not completely drilled through so as to prevent the accumulation of foreign matter. If a fixing hole is needed, punch a hole with a punch and hammer as shown.

Tsubaki model no.	Allowable load kN {kgf}
TP-C17456T-UF	1.96 {200}

Note: 1. The allowable load is the maximum allowable load in a static state.  
 2. Standard product

## Fixing hole drillable type

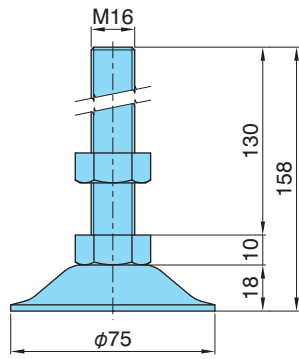


Material: Bolt = Stainless steel (SUS304)  
 Main body plate = Reinforced polyamide  
 Antiskid rubber pad = Oil-resistant rubber: Shore hardness 70

The fixing hole is not completely drilled through so as to prevent the accumulation of foreign matter. If a fixing hole is needed, punch a hole with a punch and hammer as shown.

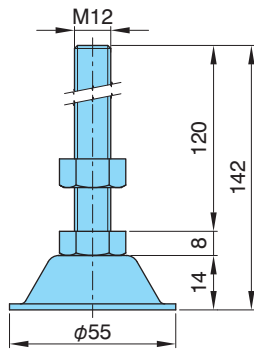
Tsubaki model no.	Allowable load kN {kgf}
TP-C17237T-UF	30.0 {3060}

Note: 1. The allowable load is the maximum allowable load in a static state.  
 2. Standard product



Tsubaki model no.	Material		Load capacity kN {kgf}
	Foot	Bolt & nut	
TP-TA16SUS	Stainless steel	Stainless steel	11 {1122}

Note: Made-to-order product

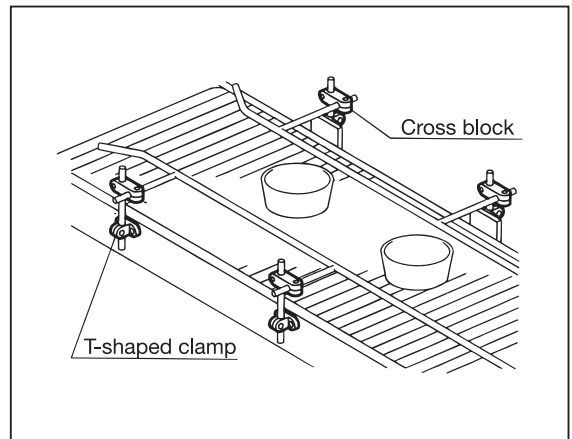
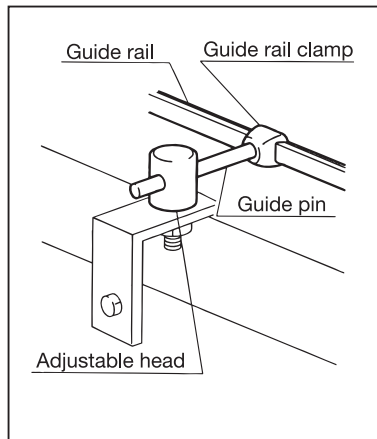
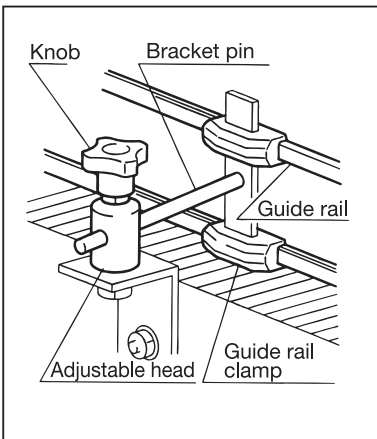
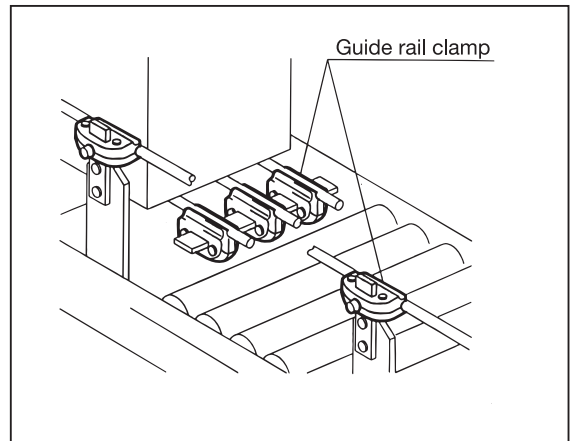
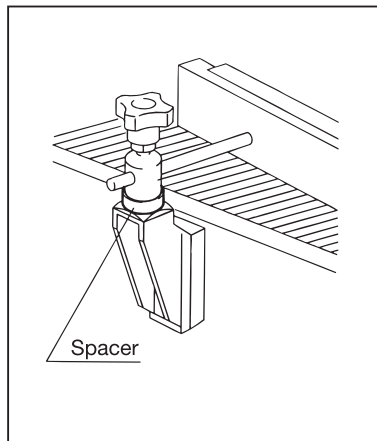
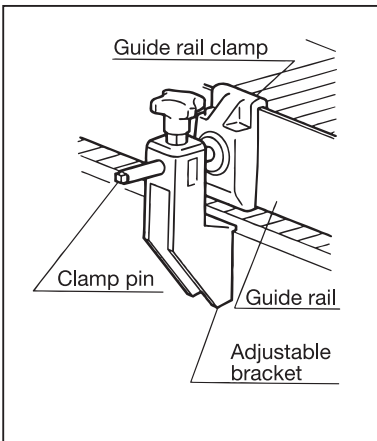
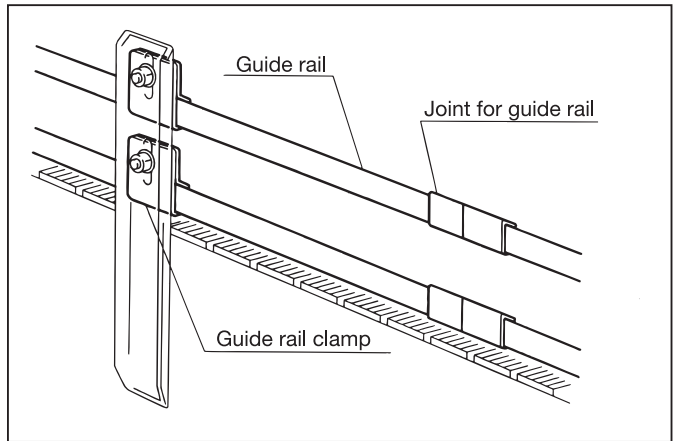
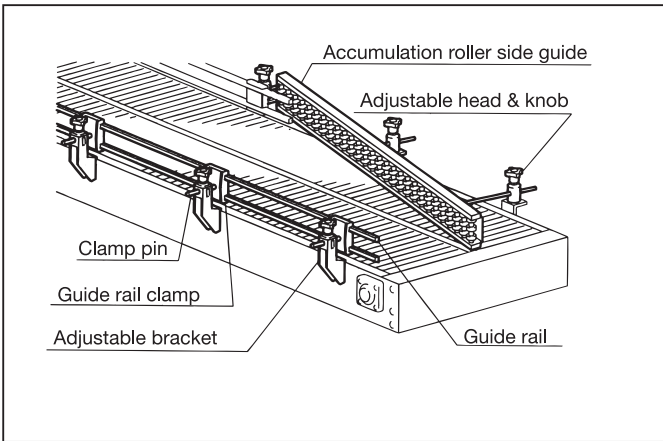
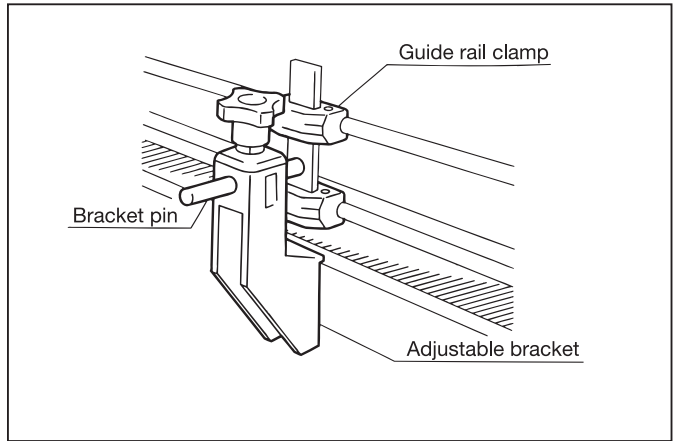
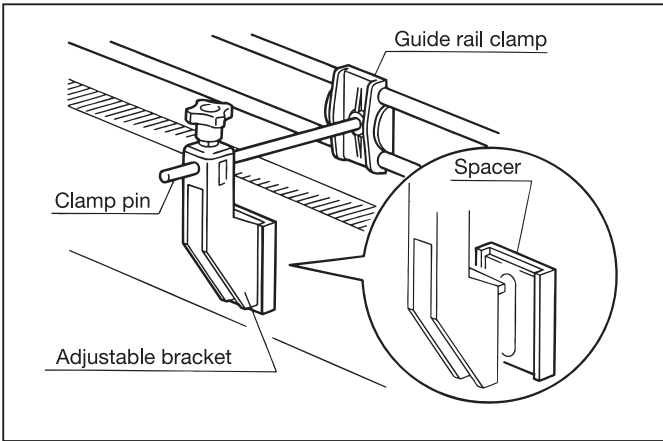


Tsubaki model no.	Material		Load capacity kN {kgf}
	Foot	Bolt & nut	
TP-TB12SUS	Stainless steel	Stainless steel	10 {1020}

Note: Made-to-order product

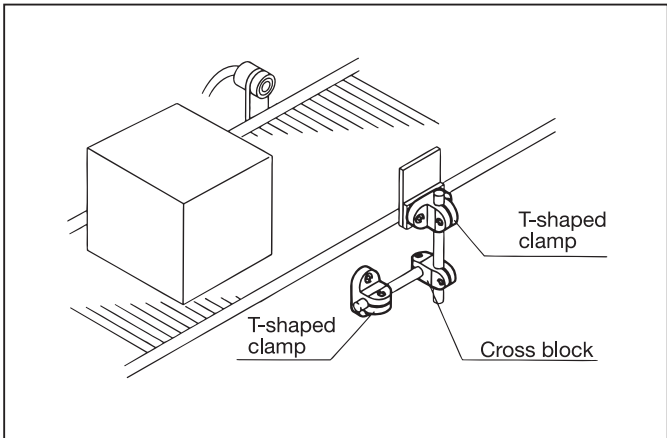
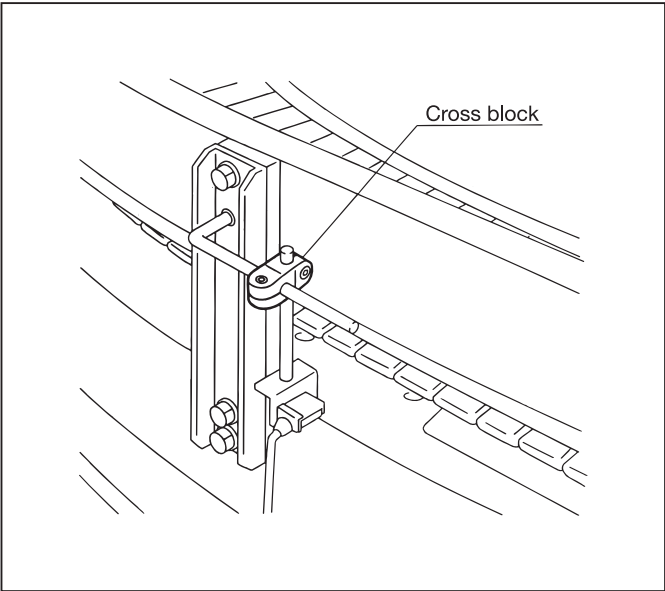
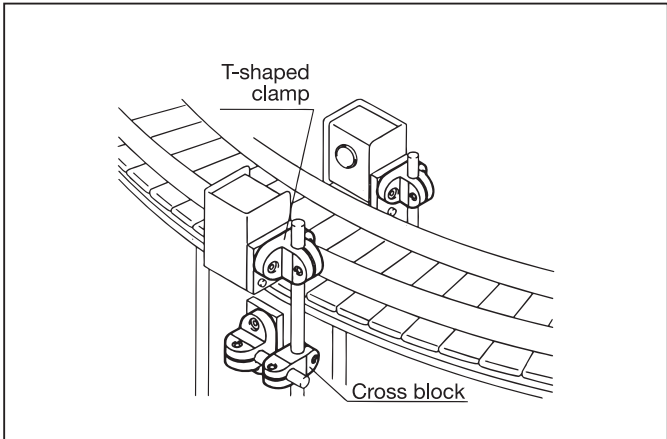
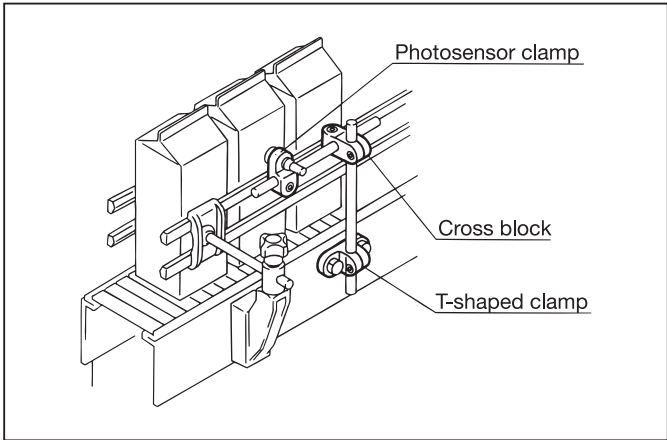
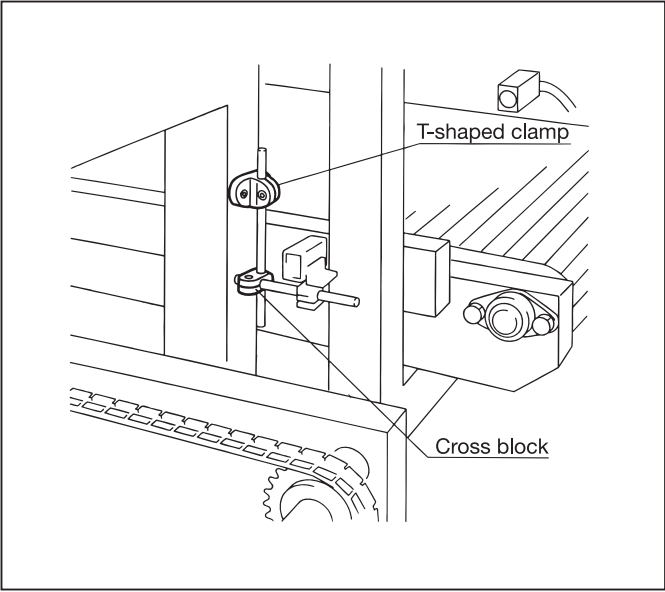
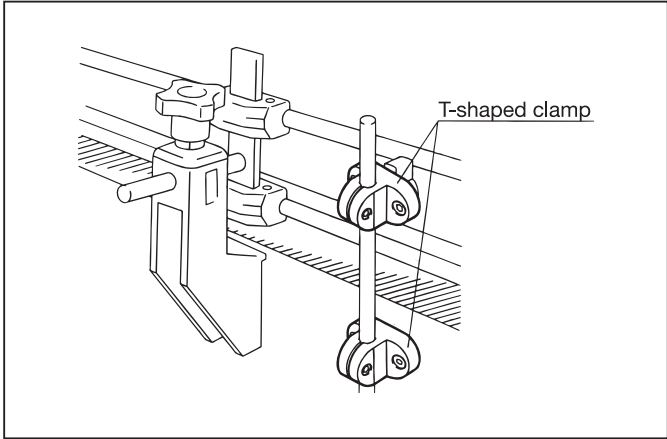
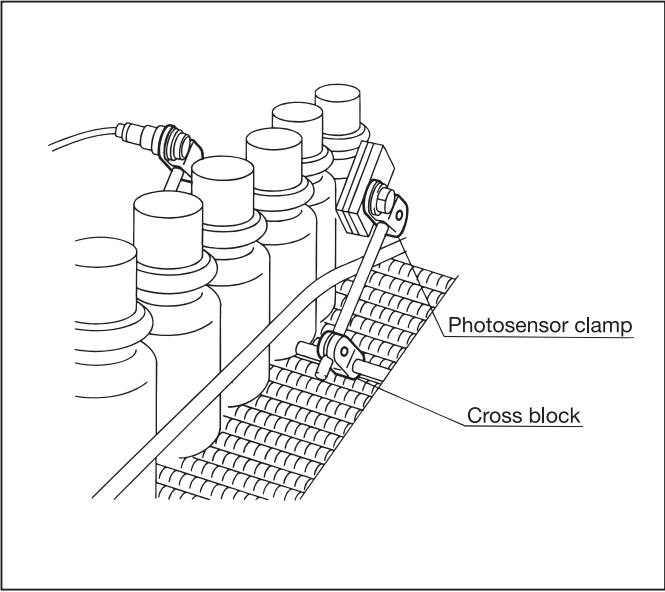
# Product Guide Parts

## Guide Rail Installation Examples





# Sensor Installation Examples



Plastic Modular Chain

Plastic Top Chain

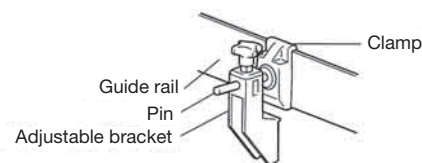
Plastic Block Chain






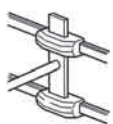





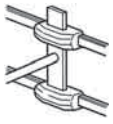






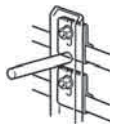




Stainless Steel Top Chain

Accessories

# Product Guide Parts

## Combination Table

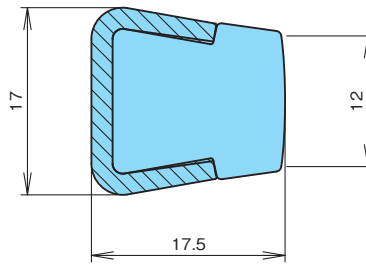


Guide rail	Compatible clamp	Pin			Adjustable bracket	Adjustable head
		Clamp pin  Pin diameter φ 12, φ 14, φ 16	Bracket pin  Pin diameter φ 12, φ 14, φ 16	Guide pin  Pin diameter φ 14		
Round bar 	For 8mm dia. round bar TP-C13743T-GRC For 10mm dia. round bar TP-C13741T-GRC TP-GHB For 12mm dia. round bar TP-C13744NVT-GRC 	Clamp } Can be used. Bracket } with all pin sizes Take care to ensure the screw end of the clamp pin does not protrude from the guide rail. 	—	—	Fixed type 	
	For 12mm dia. round bar TP-C13761XPT-GRC 	Can be used with all pin sizes.	—	—		
TP-C19S00130-3MT-GR 	TP-C13007T-GRC 	Clamp } Can be used. Bracket } with all pin sizes 	—	Pin dia.   Model φ 12   TP-C13696T-GRB φ 14   TP-C13697T-GRB TP-AO	Pin dia.   Model φ 12   TP-C13028T-SH φ 14   TP-C13029T-SH	
	TP-C13008NVT-GRC 	Can be used with all sizes.	—			—
TP-C19S00165-3MT-GR 	TP-C13012T-GRC 	—	Can be used only with a 14mm dia. pin.	—	Revolving type 	Pin dia.   Model φ 12   TP-C13037T-SH φ 14   TP-C13038T-SH Note: Use TP-C13355T-HD knob.
	TP-C13006NVT-GR 	—	—	Can be used with all sizes.		
	TP-C13014T-GRC 	Clamp } Can be used. Bracket } with all pin sizes 	—	—		
	TP-C13120T-GRC (for rail joint) 	—	—	—		
TP-C19050LT-GR 	TP-C13718T-GRC 	Can be used with all sizes.	—	—	Pin dia.   Model φ 12   TP-C13054T-GRB φ 14   TP-C13055T-GRB	
Accumulation roller side guide 	—	—	Can be used with all sizes.	—		

## Guide Rail (GR)

For an example of installation, refer to page 223.

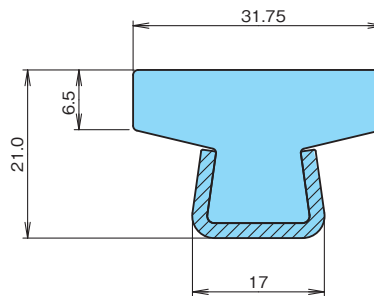

Use the guide rail to prevent conveyed objects from overturning or being scratched.



Material: UHMW-PE  
Stainless steel frame

Tsubaki model no.	Standard length	Color	Mass kg/m
TP-C19S00130-3MT-GR	3m	White	0.6

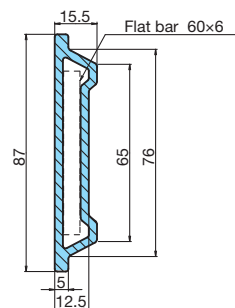

Note: Standard product



Material: UHMW-PE  
Stainless steel frame

Tsubaki model no.	Standard length	Color	Mass kg/m
TP-C19S00165-3MT-GR	3m	White	0.86

Note: Standard product



Material: UHMW-PE


Tsubaki model no.	Standard length	Color	Mass kg/m
TP-C19050LT-GR	3m	Black	0.6

Note: Standard product

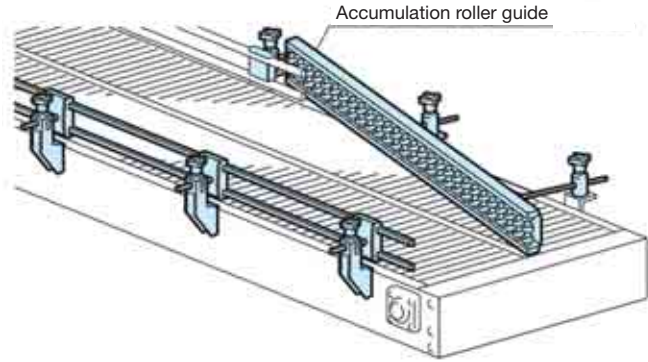
# Product Guide Parts

## Accumulation Roller Side Guide (ARG)

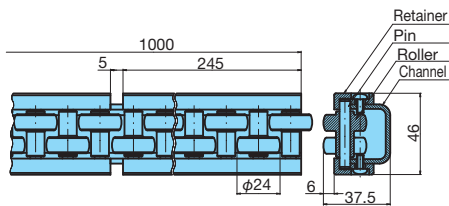
For an example of installation, refer to page 223.



The accumulation roller side guide reduces the chances of conveyed objects being scratched by the rollers. Use this part as a guide in the accumulation areas of the conveyor.

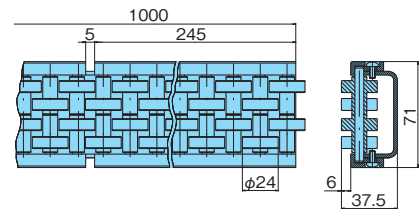


Material: Roller = Polyacetal  
 Retainer = Reinforced polyamide  
 Channel/pin = Stainless steel  
 Standard length = 1,000mm



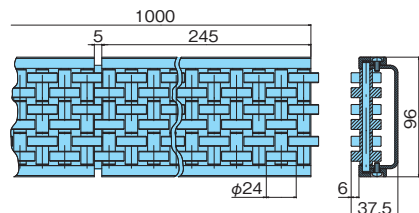
Tsubaki model no.	Mass kg/m
TP-C16686LSST-ARG	2.6

Note: Standard product



Tsubaki model no.	Mass kg/m
TP-C16683LSST-ARG	3.8


Note: Standard product



Tsubaki model no.	Mass kg/m
TP-C16689LT-ARG	5

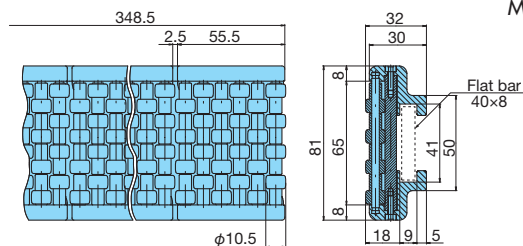
Note: Standard product

## Roller Module Side Guide (Curve Type) (ARG)



The roller module side guide reduces the chances of conveyed objects on the curved section from being scratched.

Material: Frame = Reinforced polyamide (black)  
 Roller = Polyacetal (white)




Tsubaki model no.	Standard length mm
TP-C16801KT-ARG	348.5

Note: 1. Minimum sideflex radius: inner radius R250, outer radius R300  
 2. Use this part in combination with a 40x8 flat bar.  
 3. Standard product

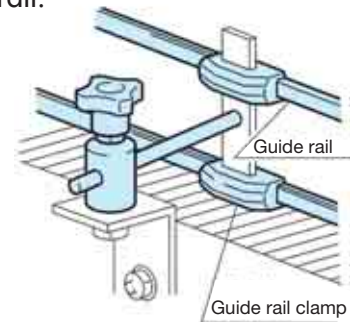
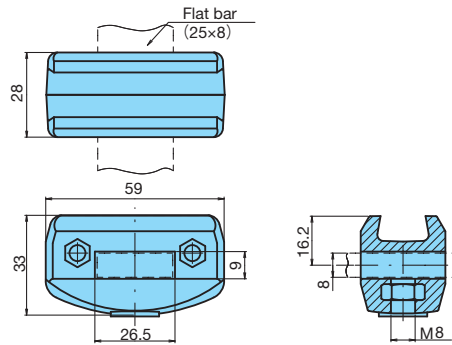
## Guide Rail Clamp (GRC)

For an example of installation, refer to page 223.

Use the guide rail clamp for securing the guide rail.




Material: Body = Reinforced polyamide  
Bolt = Stainless steel  
Nut = Nickel-plated brass

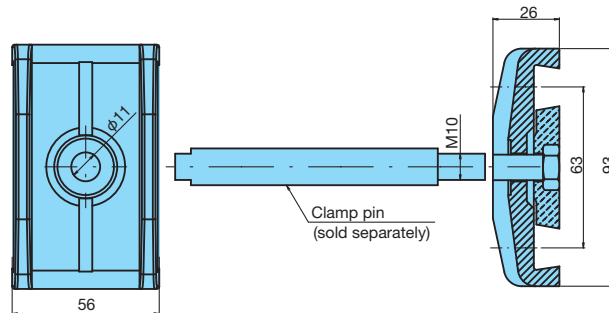


Tsubaki model no.	Compatible guide rail	Part to be clamped with
TP-C13007T-GRC	TP-C19S00130-3MT-GR TP-C19S00165-3MT-GR	Flat bar 25x8

Note: Standard product



Material: Body = Reinforced polyamide

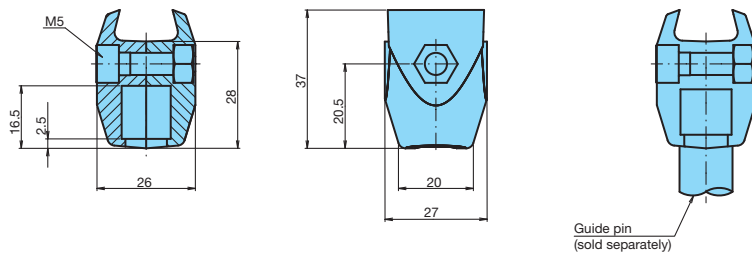


Tsubaki model no.	Compatible guide rail	Part to be clamped with
TP-C13008NVT-GRC	TP-C19S00130-3MT-GR TP-C19S00165-3MT-GR	Clamp pin

Note: Standard product




Material: Body = Reinforced polyamide  
Bolt = Stainless steel  
Nut = Nickel-plated brass

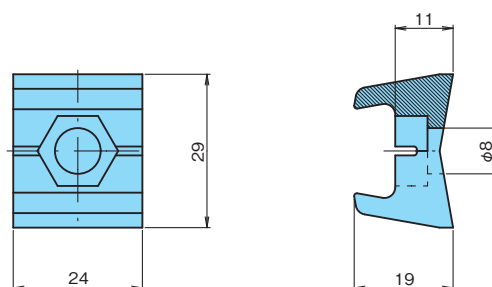


Tsubaki model no.	Compatible guide rail	Part to be clamped with
TP-C13006NVT-GRC	TP-C19S00130-3MT-GR TP-C19S00165-3MT-GR	Guide pin

Note: 1. This guide rail clamp is stronger than the TP-C13012T-GRC clamp. Use this clamp in places where a stronger pressure is applied to rails (such as corner areas and accumulation lines).  
2. Standard product



Material: Body = Reinforced polyamide



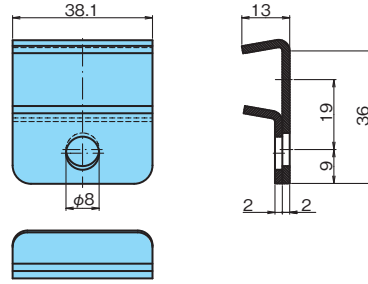
Tsubaki model no.	Compatible guide rail	Part to be clamped with
TP-C13012T-GRC	TP-C19S00130-3MT-GR TP-C19S00165-3MT-GR	Bracket pin $\phi 14$

Note: Standard product

# Product Guide Parts




Material = Stainless steel



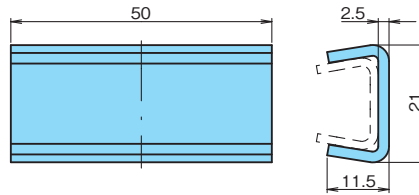
Tsubaki model no.	Compatible guide rail	Part to be clamped with
TP-C13014T-GRC	TP-C19S00130-3MT-GR TP-C19S00165-3MT-GR	Frame

Note: Standard product

## Guide rail joint



Material = Stainless steel




Tsubaki model no.	Compatible guide rail
TP-C13120T-GRC	TP-C19S00130-3MT-GR TP-C19S00165-3MT-GR

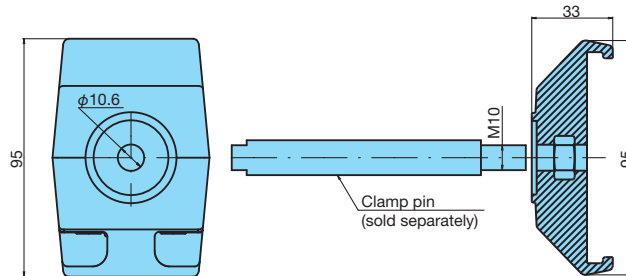
Note: 1. Use this part as a joint between guide rails. It eliminates the difference in level and any gap between guide rails.  
2. Standard product

## Guide Rail Clamp (Exclusively for TP-C19050LT-GR Guide Rail) (GRC)

For an example of installation, refer to page 223.



Material: Body = Reinforced polyamide  
Nut } = Stainless steel  
Washer }



Tsubaki model no.	Compatible guide rail	Part to be clamped with
TP-C13718T-GRC	TP-C19050LT-GR	Clamp pin

Note: Standard product

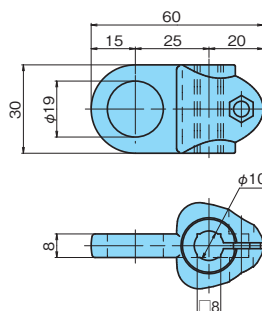
## Photosensor Clamp (FSC)

For an example of installation, refer to page 224.



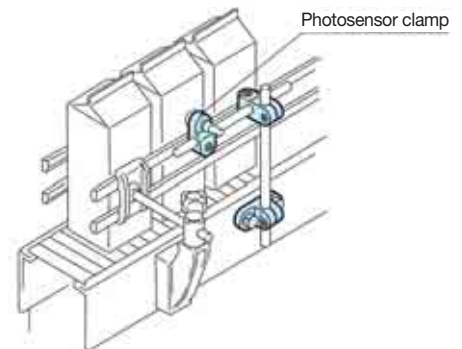
Material: Body = Reinforced polyamide  
Bolt } = Stainless steel  
Nut }

Use this clamp in combination with the cross block or T-shaped clamp when installing a sensor.



Tsubaki model no.
TP-C13153T-FSC

Note: Standard product



- Bolt tightening torque 2.94N·m {0.3kgf·m}
- Allowable load of pin (holding force) 49.0N {5kgf}

Dimensions in mm

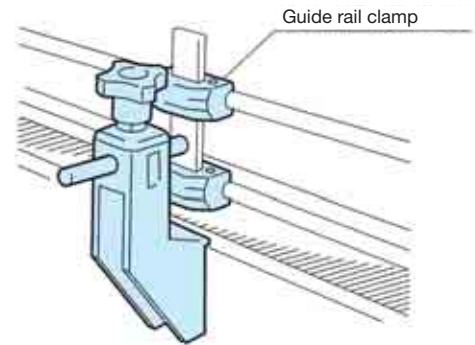
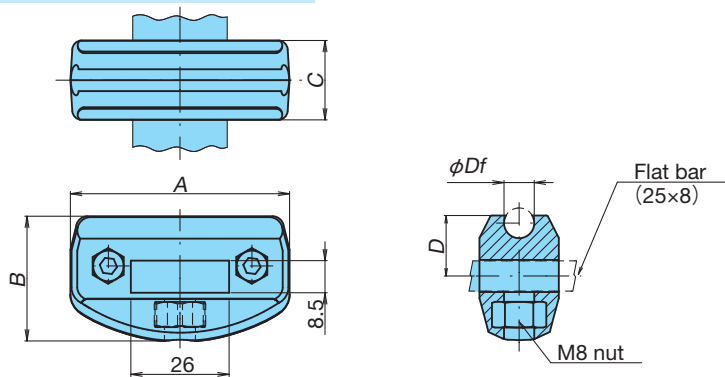
## Guide Rail Clamp (for Round Bar) (GRC)

For an example of installation, refer to page 223.




Use this guide rail clamp for securing the round bar guide.

Material: Body = Reinforced polyamide  
Bolt = Stainless steel  
Nut = Nickel-plated brass

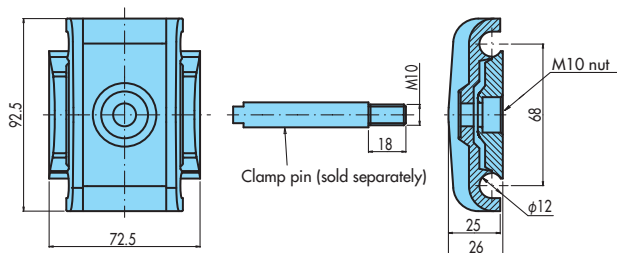


Tsubaki model no.	Df	A	B	C	D	Flat bar
TP-C13743T-GRC	8	58	33	21	16	25x8
TP-C13741T-GRC	10	58	33	21	16	
TP-C13744NVT-GRC	12	59	34.5	24	19	

Note: Standard product



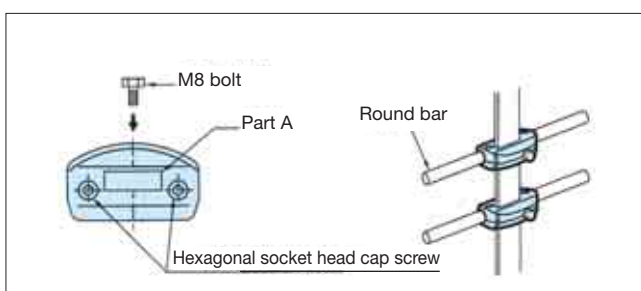
Material: Body = Reinforced polyamide  
Nut } = Stainless steel  
Washer }



Tsubaki model no.	Compatible round bar
TP-C13761XPT-GRC	phi 12

Note: Standard product

### Notes for Handling Guide Rail Clamp



Work procedure:

1. When the hexagonal socket head cap screw fitted on the clamp is removed, the clamp is split into two parts.
2. Hold the round bar with the two clamp parts, and fasten the hexagonal socket head cap screw again.
3. Insert the flat bar (25 x 8) into part A, and secure it with the bolt (M8). (Hold the flat bar at the tip of the bolt.)
4. Adjust the position according to the height of the object to be conveyed.
5. The TP-C13007T-GRC guide rail clamp (page 228) can be installed by following the same procedure.

Dimensions in mm

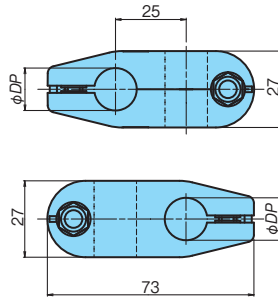
# Product Guide Parts

## Cross Block (CC)

For an example of installation, refer to page 224.

Use the cross block in combination with the T-shaped clamp or photosensor clamp when installing the guide or sensor.

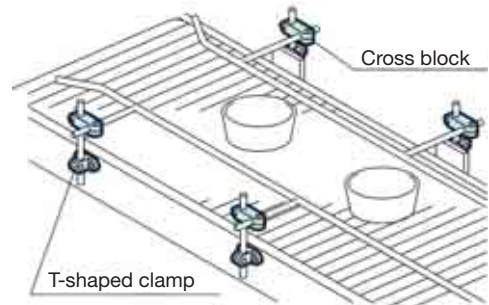
For exclusive use with round bar guide



Material: Body = Polyacetal  
Bolt } = Stainless steel  
Nut }

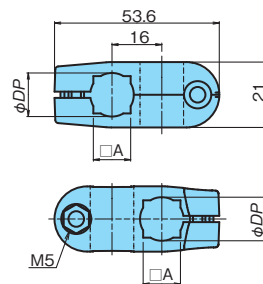
Tsubaki model no.	$\phi DP$
TP-C13S00109T-CC	$\phi 15$

Note: Standard product



- Bolt tightening torque 2.94N·m {0.3kgf·m}
- Allowable load of pin (holding force) 49.0N {5kgf}

For use with round bar and square bar guide



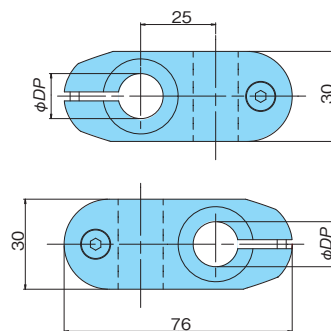
Material: Body = Polyacetal  
Bolt } = Stainless steel  
Nut }

Tsubaki model no.	$\phi DP$	$\square A$
TP-C13S00114T-CC	10	8
TP-C13S00115T-CC	12	10
TP-C13S00116T-CC	14	12

Note: Standard product

- Bolt tightening torque 2.94N·m {0.3kgf·m}
- Allowable load of pin (holding force) 49.0N {5kgf}

High-strength type



Material: Body = Reinforced polyamide  
Bolt } = Stainless steel  
Nut }

Tsubaki model no.	$\phi DP$
TP-C13108T-CC	15

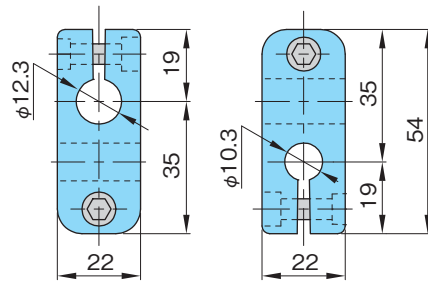
Note: Standard product

- Bolt tightening torque 4.9N·m {0.5kgf·m}
- Allowable load of pin (holding force) 98.1N {10kgf}

Dimensions in mm



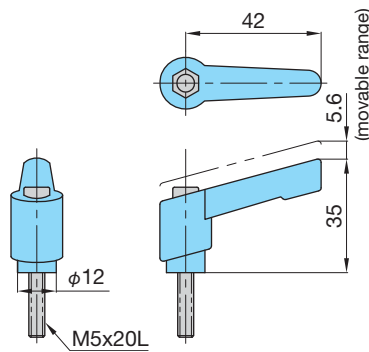
### Cross Block



Tsubaki model no.	Material	
	Body	Bolt & nut
TP-CRB	Reinforced polyamide	Stainless steel

Note: Standard product

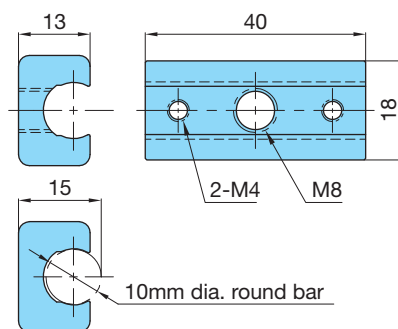
### Clamp Lever



Tsubaki model no.	Material	
	Body	Bolt & nut
TP-CL	Reinforced polyamide	Stainless steel

Note: Made-to-order product

### Guide Bar Holder (for Bracket)

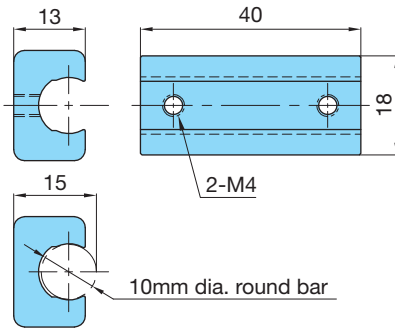


Tsubaki model no.	Material
TP-GHB	Stainless steel (sintered)

Note: Made-to-order product

# Product Guide Parts

## Guide Bar Holder (for Connection)



Tsubaki model no.	Material
TP-GHA	Stainless steel (sintered)

Note: Made-to-order product

Plastic Modular Chain

Plastic Top Chain

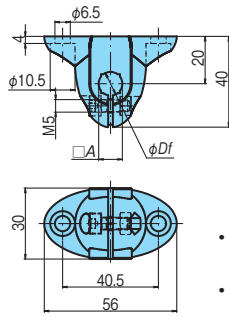
Plastic Block Chain

Stainless Steel Top Chain

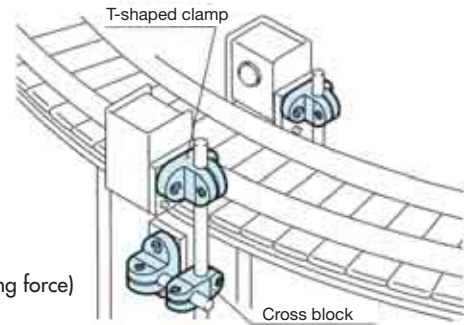
Accessories

## T-Shaped Clamp (TC)

For use with round bar and square bar guide



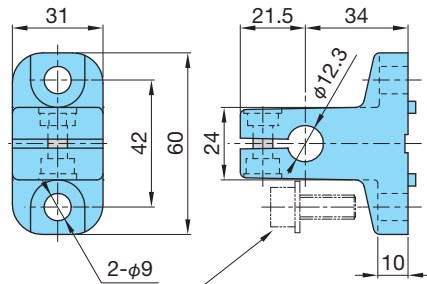
- Bolt tightening torque 2.94N·m {0.3kgf·m}
- Allowable load of pin (holding force) 49.0N {5kgf}



Material: Body = Reinforced polyamide  
 Bolt } = Stainless steel  
 Nut }

Tsubaki model no.	$\phi Df$	$\square A$
TP-C13152T-TC	10	8
TP-C13115T-TC	12	10

Note: Standard product

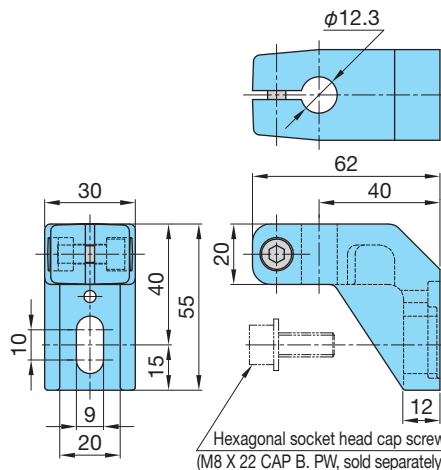


Hexagonal socket head cap screw  
 (M8 x 20 Cap. B. PW, sold separately)

Tsubaki model no.	Material	
	Body	Bolt & nut
TP-TC	Reinforced polyamide	Stainless steel

Note: Standard product

## L-Shaped Clamp



Hexagonal socket head cap screw  
 (M8 X 22 CAP B. PW, sold separately)

Tsubaki model no.	Material	
	Body	Bolt & nut
TP-LC	Reinforced polyamide	Stainless steel

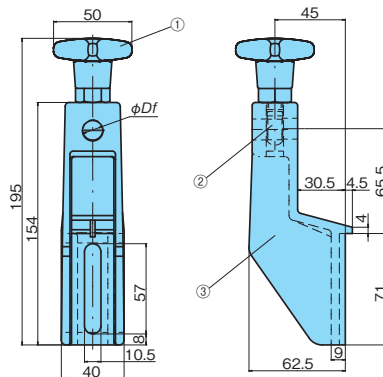
Note: Standard product

Dimensions in mm

# Product Guide Parts

## Adjustable Bracket (GRB)

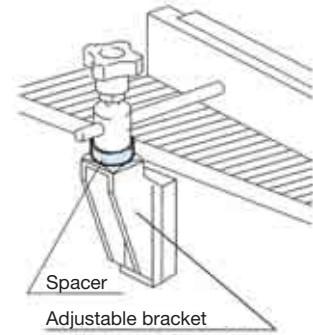
Use the adjustable bracket in combination with the clamp to secure the guide.



Material: Eyebolt = Stainless steel  
 Knob = Nickel-plated brass nut  
 inserted into polyamide  
 Bracket = Reinforced polyamide

① Knob  
 ② Eyebolt  
 ③ Bracket

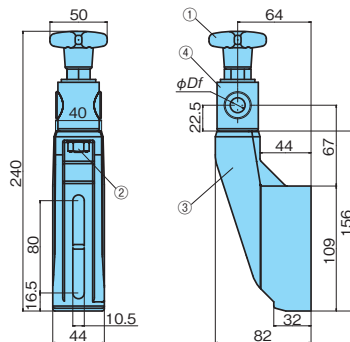
For an example of installation, refer to page 223.



Tsubaki model no.	Df
TP-C13696T-GRB	12
TP-C13697T-GRB	14

Note: 1. Standard product  
 2. For the pin to use, see page 238.  
 3. TP-C13250T-TS or TP-C13255-TS (tray supporter) can be installed in the groove on the back of the main body.

## Revolving type

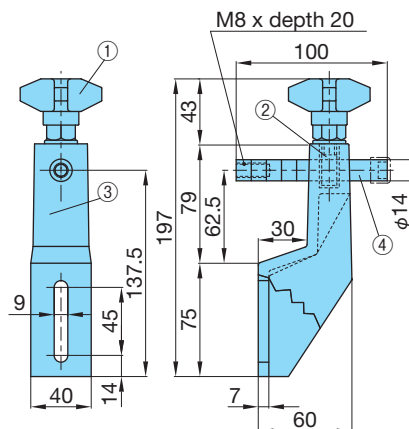


Material: Bracket & adjustable head = Reinforced polyamide  
 Eyebolt & nut = Stainless steel

① Knob  
 ② Nut  
 ③ Bracket  
 ④ Adjustable head (rotatable 360 degrees)

Tsubaki model no.	Df
TP-C13054T-GRB	12
TP-C13055T-GRB	14

Note: 1. Standard product  
 2. For the pin to use, see page 238.  
 3. TP-C13250T-TS or TP-C13255-TS (tray supporter) can be installed in the groove on the back of the main body.



Material: Knob = Nickel-plated brass nut  
 inserted into polyamide  
 Eyebolt = Nickel-plated brass  
 Bracket = Reinforced polyamide  
 Adjustment pin = Stainless steel

① Knob  
 ② Eyebolt  
 ③ Bracket  
 ④ Adjustment pin

Tsubaki model no.
TP-A0


Note: 1. Standard product  
 2. The model number is "A zero."

## Spacer (SP)

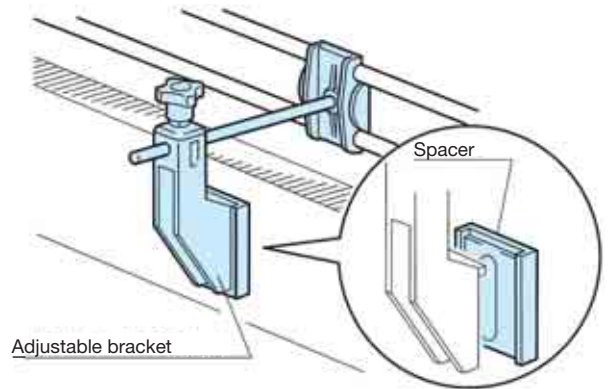
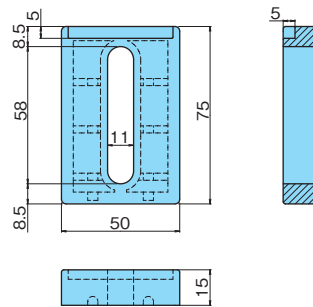
Use the spacer to adjust the height and width of the adjustable bracket.

For an example of installation, refer to page 223.

For width adjustment



Material: Reinforced polyamide

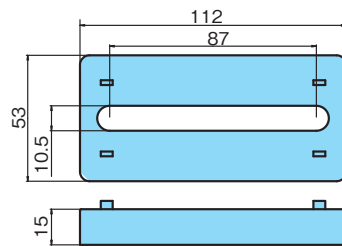


Tsubaki model no.	Compatible adjustable bracket
TP-C13400T-SP	TP-C13696T-GRB TP-C13697T-GRB

Note: 1. Standard product  
2. There is a groove on the back in which TP-C13250T-TS or TP-C13255-TS (tray supporter) can be installed.




Material: Reinforced polyamide



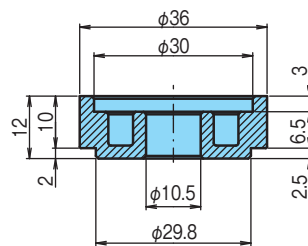
Tsubaki model no.	Compatible adjustable bracket
TP-C13019T-SP	TP-C13054T-GRB TP-C13055T-GRB

Note: 1. Standard product  
2. There is a groove on the back in which TP-C13250T-TS or TP-C13255-TS (tray supporter) can be installed. A number of trays can be installed in a stack.

For height adjustment



Material: Reinforced polyamide

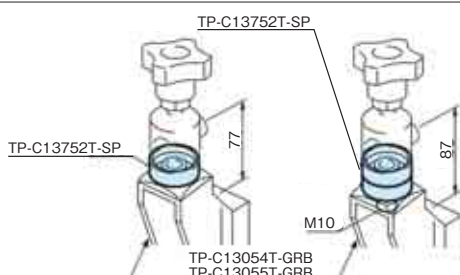


Tsubaki model no.	Compatible adjustable bracket
TP-C13752T-SP	TP-C13054T-GRB TP-C13055T-GRB

Note: Standard product

## Notes for Handling Spacer

Install the spacer under the adjustable head of the rotating adjustable bracket. One spacer increases the height by 10mm.



A long M10 set screw is needed to use the spacer.

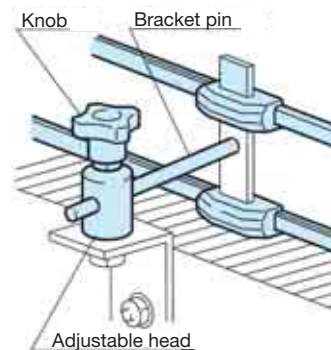
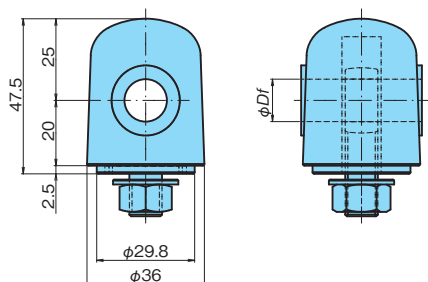
Set screw size  
M10 X 30 L hexagonal head bolt for using one spacer  
M10 X 40 L hexagonal head bolt for using two spacers

# Product Guide Parts

## Adjustable Head (SH)

For an example of installation, refer to page 223.

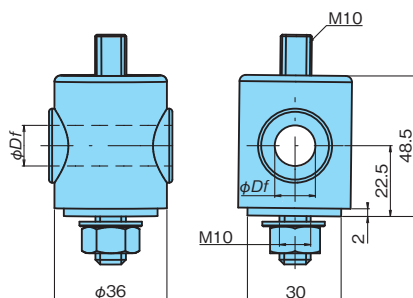
Use the adjustable head in combination with the clamp to secure the guide.



Material: Head = Reinforced polyamide  
Portion other than head =  
Stainless steel

Tsubaki model no.	Df
TP-C13028T-SH	12
TP-C13029T-SH	14

Note: Standard product



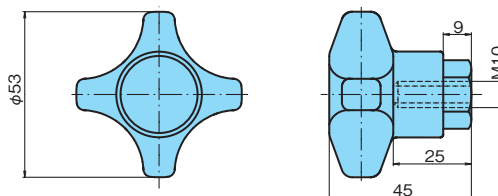
Material: Head = Reinforced polyamide  
Portion other than head =  
Stainless steel

Tsubaki model no.	Df
TP-C13037T-SH	12
TP-C13038T-SH	14

Note: 1. Standard product  
2. For use with TP-C13355T-HD knob

## Knob (HD)

For an example of installation, refer to page 223.



Material: Knob =  
Reinforced polyamide  
Threaded portion =  
Nickel-plated brass


Tsubaki model no.	Compatible adjustable bracket
TP-C13355T-HD	TP-C13037T-SH TP-C13038T-SH

Note: Standard product

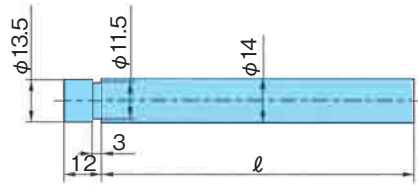
Dimensions in mm

### Guide Pin (GP)

This is a pin for exclusive use with the TP-C13006NVT-GRC guide rail clamp.



Material: Stainless steel




Tsubaki model no.	$l$
TP-C14-100T-GP	100
TP-C14-200T-GP	200

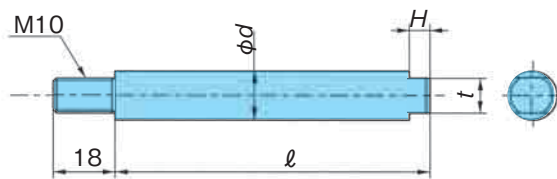
Note: Standard product

### Clamp Pin (CP)

The external thread is on the securing side. Use the clamp pin in combination with the guide rail clamp and adjustable bracket.



Material: Stainless steel




Tsubaki model no.	Dimensions			
	$d$	$l$	$H$	$t$
TP-C12-100T-CP	12	100	5	8
TP-C12-200T-CP	12	200	5	8
TP-C14-100T-CP	14	100	6	10
TP-C14-200T-CP	14	200	6	10
TP-C16-100T-CP	16	100	8	13
TP-C16-200T-CP	16	200	8	13

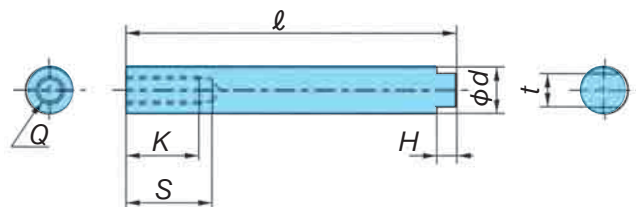
Note: Standard product

### Bracket Pin (BP)

The internal thread is on the securing side. Use the bracket pin in combination with the guide rail clamp and adjustable bracket.



Material: Stainless steel



Tsubaki model no.	Dimensions						
	$d$	$l$	$H$	$t$	$Q$	$S$	$K$
TP-C12-100T-BP	12	100	5	8	M6	24	20
TP-C12-200T-BP	12	200	5	8	M6	24	20
TP-C14-100T-BP	14	100	6	10	M8	26	22
TP-C14-200T-BP	14	200	6	10	M8	26	22
TP-C16-100T-BP	16	100	8	13	M10	30	27
TP-C16-200T-BP	16	200	8	13	M10	30	27

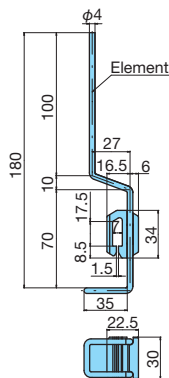
Note: Standard product

Dimensions in mm

# Product Guide Parts

## Tray Supporter (TS)

Curve type



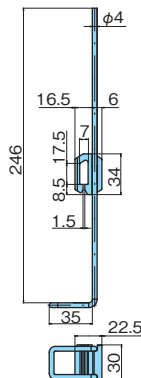

Material: Body = Polyamide  
Element = Stainless steel

Tsubaki model no.

TP-C13250T-TS

Note: 1. Standard product  
2. The tray is to be prepared by the customer.

Straight type



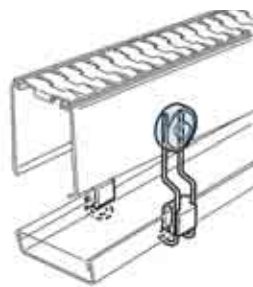
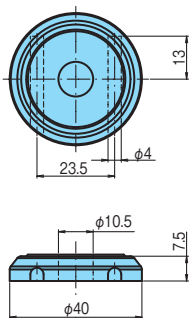
Material: Body = Polyamide  
Element = Stainless steel

Tsubaki model no.

TP-C13255T-TS

Note: 1. Standard product  
2. The tray is to be prepared by the customer.

## Fixing Washer (MP)



Set the tray supporter and M10 bolt and fit the tray supporter washer.

Material: Plate = Polyamide  
Washer = Stainless steel

Tsubaki model no.

TP-C13252T-MP

Note: 1. Standard product  
2. The tray is to be prepared by the customer.

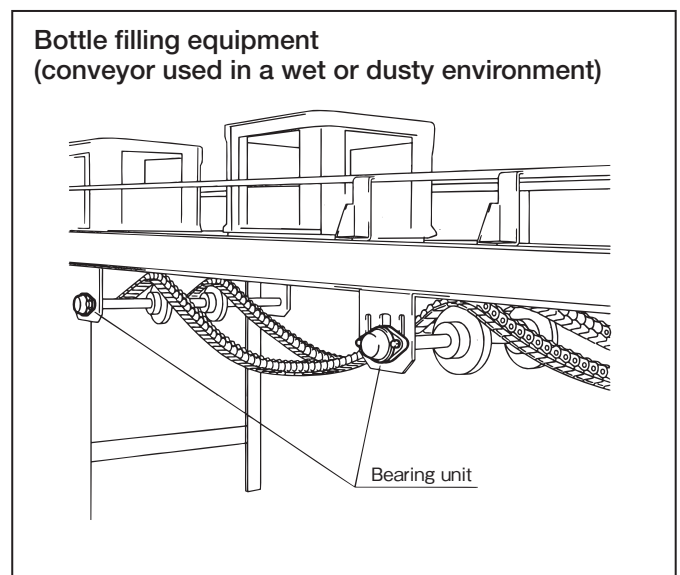
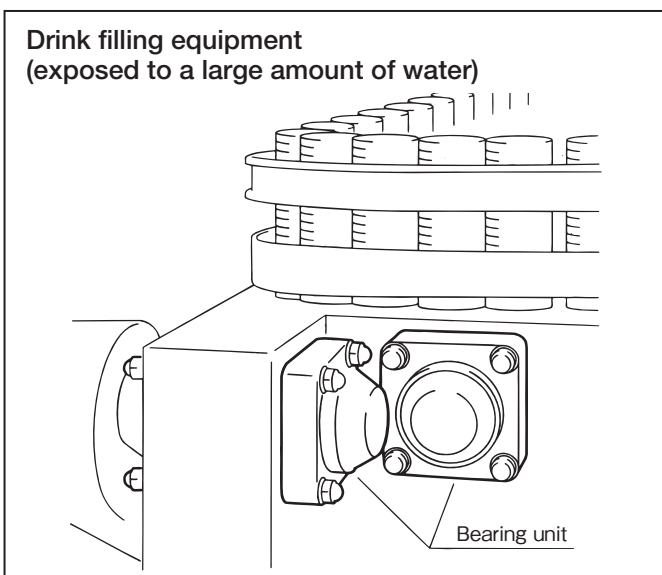
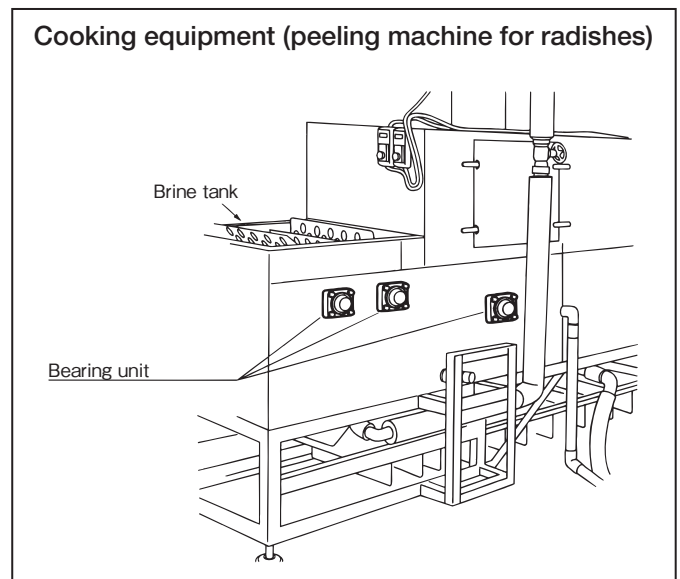
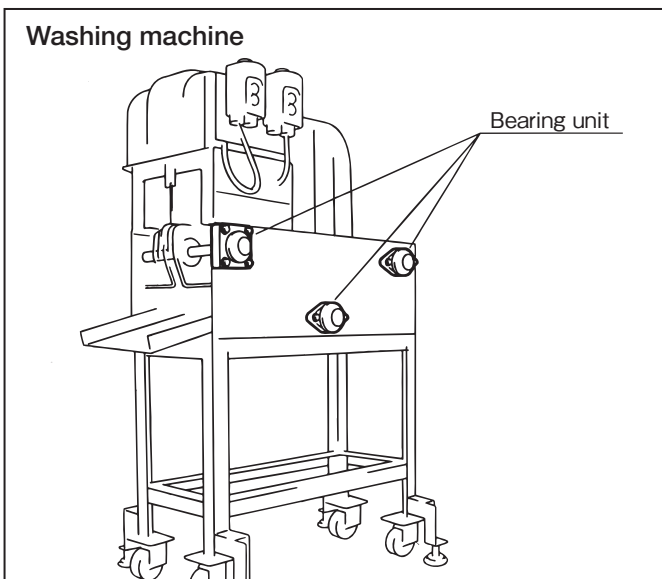
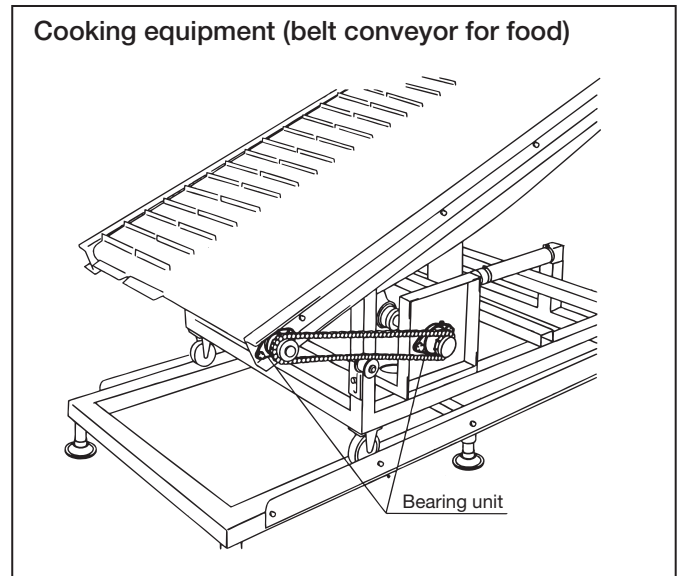
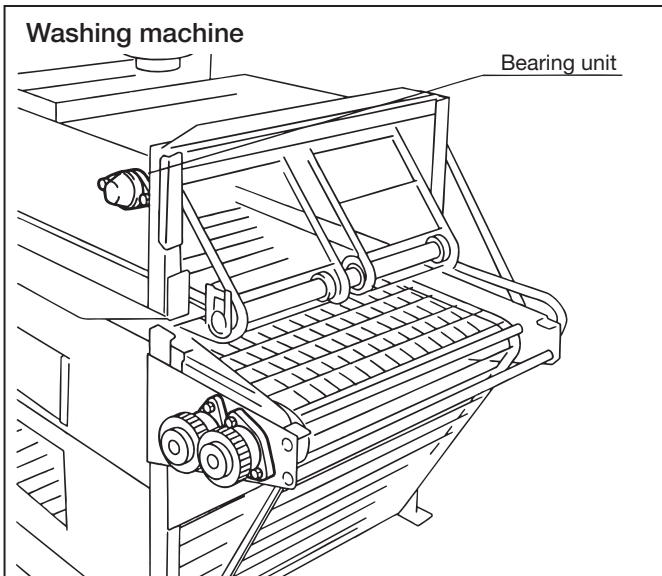
Dimensions in mm



# Bearing Units

## Bearing (Bearing Unit) Installation Examples

Since the bearing unit is sealed both on the top and bottom surfaces, the bearing can have a longer service life when used in a wet or dusty environment.



# Bearing Units

## Bearing Units

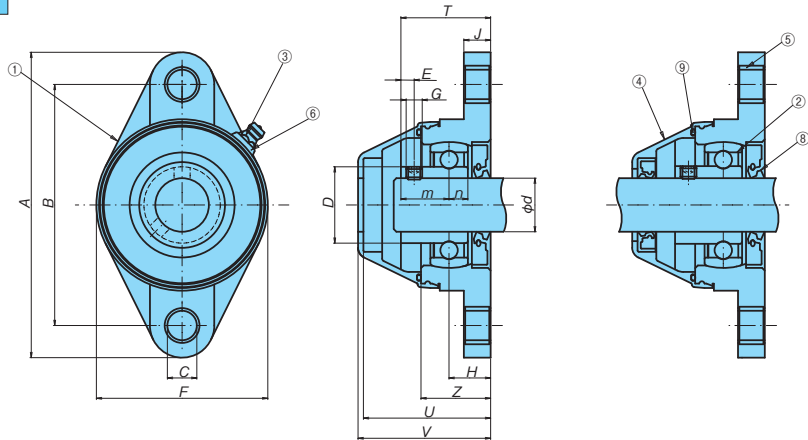
Since the bearing unit is sealed both on the top and bottom surfaces, it can have a longer service life when used in a wet or dusty environment.

### Diamond Flange Unit (UCFL)

Closed type



Open type



### Part Specifications

Part no.	Part name	Material
①	Housing	Reinforced polyamide
②	Ball bearing*1	Steel
③	Grease nipple	Nickel-plated brass
④	Safety cap	Polypropylene
⑤	Spacer bush	Nickel-plated brass

Part no.	Part name	Material
⑥	Grease nipple washer	Polyethylene
⑦	Washer*2	SUS304
⑧	Seal	NBR
⑨	O-ring	NBR

Note: 1. The ball bearing is of the set-screw type.  
2. The washer is not supplied with the diamond flange unit.

Tsubaki model no.	Type	Basic rated load of bearing kN (kgf)		Max. allowable load of housing kN (kgf)	Mass kg
		Dynamic	Static		
TP-C54204NR-ECT-UCFL	Closed	9.9 {1000}	6.6 {670}	7.5 {765}	0.21
TP-C59204NR-ECT-UCFL	Open				
TP-C54205NR-ECT-UCFL	Closed	10.8 {1100}	7.8 {795}	8.0 {815}	0.31
TP-C59205NR-ECT-UCFL	Open				

### Self-Alignment

Maximum angle error between housing and shaft: 2°

### Operating Temperature Range

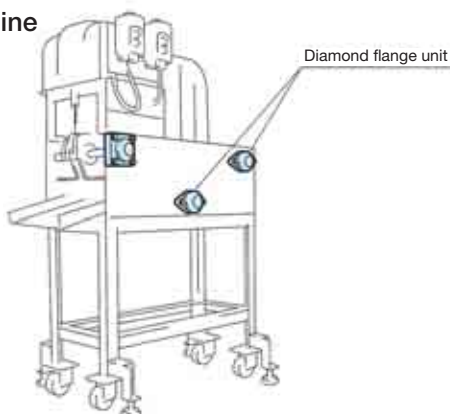
0°C to 80°C

Tsubaki model no.	Dimensions in mm															
	Shaft diameter <i>d</i>	A	B	C	D	E	F	G	H	J	Z	T	m	n	U	V
TP-C54204NR-ECT-UCFL	20	114	90	11	29	5	64	M6x0.75	15.5	10	26	33.5	18	7	47.5	49.5
TP-C59204NR-ECT-UCFL																
TP-C54205NR-ECT-UCFL	25	130	99	11	34	5.5	70	M6x0.75	17	12.5	29	36.5	19.5	7.5	52.2	54.2
TP-C59205NR-ECT-UCFL																

Note: Standard product

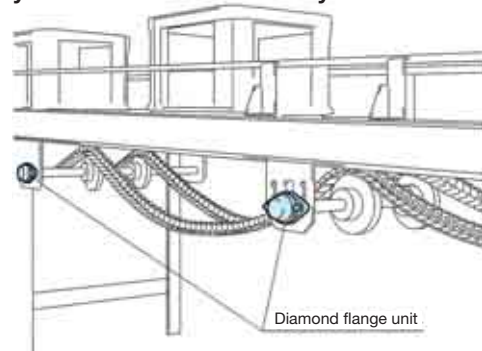
### Diamond Flange Unit Installation Examples

#### Washing machine

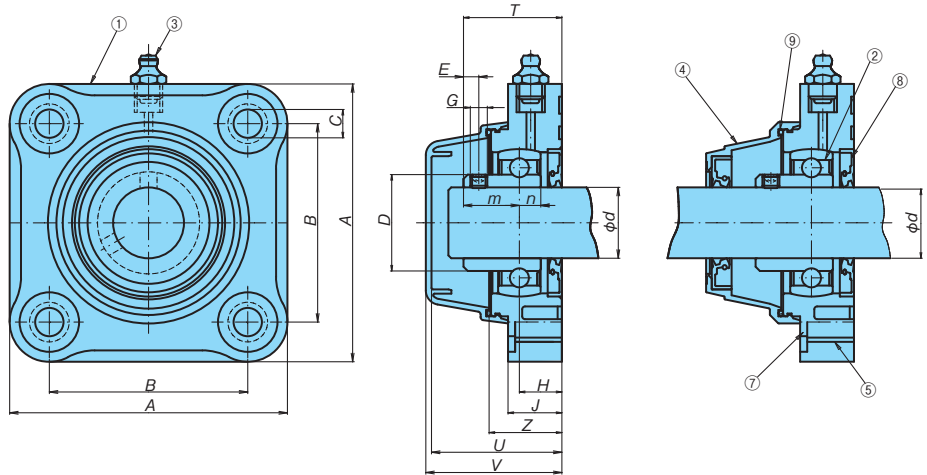



#### Bottle filling equipment

(conveyor used in a wet or dusty environment)



Square Flange Unit (UCF)



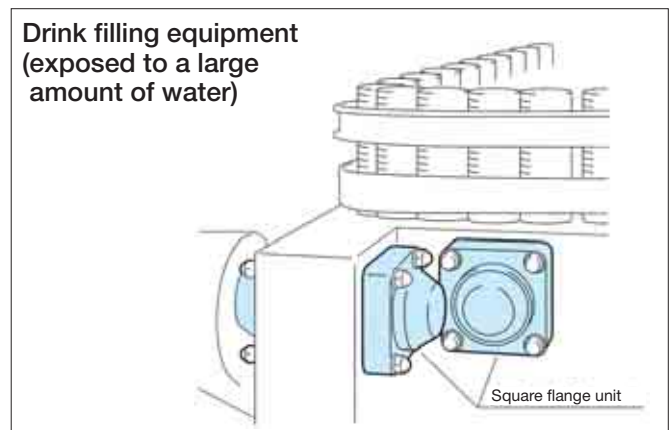
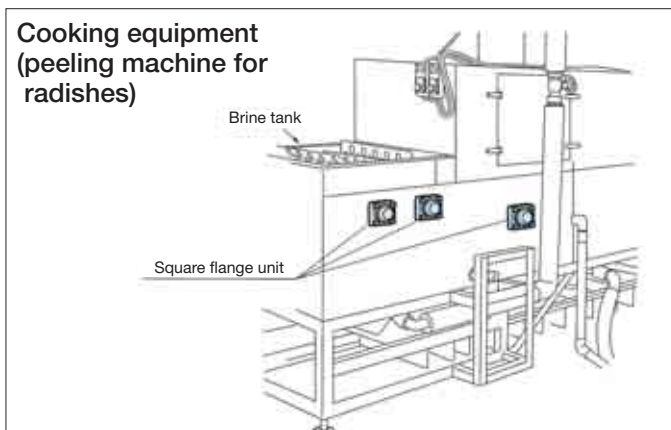
Note: 1. The part specifications are the same as those of the diamond flange unit.  
2. Grease nipple washer ⑥ is not supplied with the square flange unit.

Tsubaki model no.	Type	Basic rated load of bearing kN {kgf}		Max. allowable load of housing kN {kgf}	Mass kg
		Dynamic	Static		
TP-C50205ART-UCF	Closed	10.8 {1100}	7.8 {795}	13.0 {1320}	0.42
TP-C55205ART-UCF	Open				
TP-C50206RT-UCF	Closed	15.0 {1530}	11.3 {1150}	13.0 {1320}	0.59
TP-C55206RT-UCF	Open				
TP-C50207NT-UCF	Closed	19.7 {2000}	15.3 {1560}	13.0 {1320}	0.9
TP-C55207NT-UCF	Open				
TP-C50208FRT-UCF	Closed	22.4 {2280}	17.9 {1830}	12.5 {1270}	0.98
TP-C55208FRT-UCF	Open				

Tsubaki model no.	Dimensions in mm														
	Shaft diameter <i>d</i>	A	B	C	D	E	G	H	J	Z	T	m	n	U	V
TP-C50205ART-UCF	25	98	70	11	34	5.5	M6x0.75	15	19	25	34.5	19.5	7.5	50	52
TP-C55205ART-UCF															
TP-C50206RT-UCF	30	110	83	11	40.3	6.0	M6x0.75	18	25	31	40	22	8	53	55
TP-C55206RT-UCF															
TP-C50207NT-UCF	35	118	92	14	48	6.5	M8x1.00	20	25	35	43.5	23.5	8.5	67	69
TP-C55207NT-UCF															
TP-C50208FRT-UCF	40	130	101.5	14	53	7.0	M8x1.00	20	25	35	45	25	9	67	69
TP-C55208FRT-UCF															

Note: Standard product

Square Flange Unit Installation Examples



# Bearing Units

## Notes for Handling

### 1-1 Shaft Design

Chamfer the corners of the shaft (approx. R1.5) so as not to damage a seal or other parts when the bearing is inserted.

The shaft is loosely fitted in general. Refer to Table 1 for the shaft's dimensional tolerance.

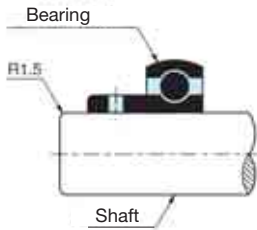
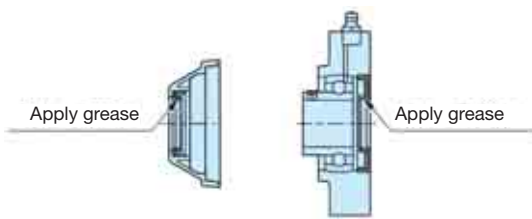


Table 1: Dimensional Tolerance of Shaft

Speed	Tolerance
Low speed	h9
Normal speed	h8
High speed	h7

### 1-2 Installation to Shaft

1) Apply grease to the seal inner surface (surface in contact with the shaft) before installation.



2) The bearing is of the set-screw type. Clamp the two bearings uniformly referring to the tightening force in Table 2.

Table 2: Tightening Torque of Set Screw

Shaft diameter $d$	Nominal size of screw	Recommended tightening torque N·m {kgf·m}
$\phi 20$	M6 $\times$ 0.75	3 {0.3}
$\phi 25$		
$\phi 30$		
$\phi 35$	M8 $\times$ 1.00	7 {0.7}
$\phi 40$		

## Maintenance

### 2-1 Grease Nipple

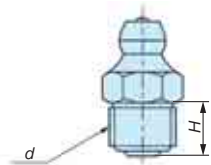


Table 4: Grease Nipple Dimensions

	Thread $d$	H
Diamond flange type	M6	6.5
Square flange type	1/8" GAS	6.5

### 2-2 Grease

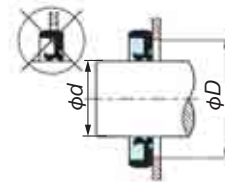
The bearing units are lubricated with H1-grade grease for food machines prior to shipment. Supply grease equivalent to this when replenishing.

### 1-3 Installation of Housing

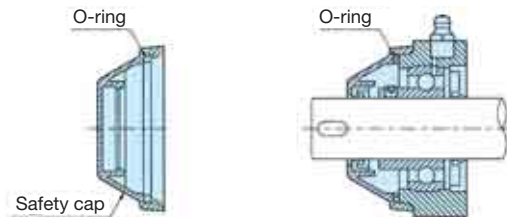
Make the hole diameter  $D$  in the frame installing surface smaller than  $D_{max}$  so that the seal is not removed. Make the hole diameter  $D$  larger than  $D_{min}$  so as to allow grease to be discharged.

Table 3: Tightening Torque of Set Screw

Shaft diameter $d$	$D_{min}$	$D_{max}$
$\phi 20$	30	42
$\phi 25$	35	45
$\phi 30$	45	55
$\phi 35$	50	60
$\phi 40$	55	70



Set the O-ring on the safety cap, and fit it securely in the main body.



### 2-3 Lubrication Interval

Use only grease for lubrication. Do not use oil. The lubrication interval changes depending on operating conditions such as temperature, load, and speed. Refer to Table 5 as a guide for the lubrication interval. Supply grease slowly when lubricating the machine so as not to damage the seal.

Table 5: Grease Lubrication Interval (Reference)

Rotating speed r/min	Operating temperature	Environmental condition	Lubrication interval
100	50°C or less	Clean	Every 6 months
500	70°C or less		Every 3 to 8 months
1000	90°C or less		Every 20 to 90 days
1500	90°C or less		Every 7 to 15 days

# For Your Safety When Using the Chain



## Warning

To avoid danger, observe the following rules.

### General

- Do not use chain or chain accessories for any purpose other than their originally intended use.
- Never perform additional work on chain (including machining, grinding, annealing, cleaning with acids or alkalis, electroplating, or welding or cutting with a torch which will cause heat effects). These processes may cause the chain to break during operation, leading to a risk of severe injury.
- When replacing a worn or damaged part, do not replace just the worn or damaged part. Replace all parts with new parts. The chain may break during operation, leading to a risk of severe injury.
- When using chain in a lifting device, set up a safety barrier and do not allow anyone to go under the equipment. Also, when jigs or tools are connected to the edges of the chain, be sure to adequately lubricate the connecting parts. Detachment of the chain or unexpected chain breakage may lead to severe injury from flying or falling parts.
- Strictly observe the general guidelines listed in Section 1, Chapter 1, 2nd Edition of the Japanese Occupational Safety and Health Regulations as well as rules and regulations concerning occupational safety and health in your region/country. Always install safety equipment (safety covers, etc.) on chain and sprockets. There is a risk of severe injury from conveyed items or the chain as a result of becoming caught in the chain or from unexpected chain breakage.
- Chain and sprockets must be inspected on a regular basis. Damaged parts, or parts that have reached the end of their service life, should be replaced with new parts. There is a risk not only of the chain not functioning properly, but also of severe injury from chain breakage or abnormal operation. Perform the work as instructed in the manual, catalog or other documentation that was provided with the product.

### During Installation

- Before starting work, turn off the power switch and take measures to prevent it from being turned on accidentally. There is a risk of severe injury from becoming caught in the chain.
- Always wear safety goggles when using hammers while working to connect chains. There is a risk of severe injury from flying metal fragments or splinters.
- Secure the chain and parts to prevent them from moving freely. There is a risk of severe injury from chain components moving under their own weight, or from falling and body parts becoming pinched in the chain.



## Caution

To prevent accidents, observe the following rules.

- Understand the structure and specifications of the chain that you are handling.
- Before installing chain, inspect it to make sure no damage occurred during delivery.
- Inspect and maintain chain and sprockets at regular intervals.
- Chain strength varies by manufacturer. Only Tsubaki products should be used when chain is selected using Tsubaki catalogs.
- Start and stop the chain gradually, and do not subject it to sudden impact.
- Do not apply initial tension to the chain.
- Consult with a Tsubaki representative before using the chain in cases where it will be in contact with special liquids or used under special environments.
- When disconnecting chains that have engineering plastic pins, do not reuse a pin once removed since it may not engage properly or it may even come loose.
- When using chains with engineering plastic pins under wet conditions, make sure that the temperature does not exceed 60°C.
- The link material for ULF ultra low friction series contains silicone-based lubricant. Therefore, do not use this chain for printing processes, or in cases where silicone will have a harmful effect.
- The TP-IR18/IR60/RR55 (return rollers), PR520-M (M plastic rail), and SJ-CNO are dry conveyor parts (lube-free, no water adhesion). DIA, MPD, MF, HS, and KV150 chains are specifically for dry environments. Do not use these on a conveyor under wet conditions (environments where they will come into contact with water, soapy water or other liquids), since this may cause the chain to malfunction. Bearing corner discs are also designed for use in dry environments.
- Using a plastic top chain in a wet environment will decrease the resin's self-lubricating ability and thus shorten the life of the chain. Since this is especially true with stainless steel pins, we recommend using plastic pins or KV series chain.
- The operating temperature range for accessories, sprockets, and idler wheels made of UHMW-PE (ultra-high molecular weight polyethylene) is -20°C to 60°C. Also, do not use in environments where such components will be exposed to steam.
- Toxic gases may be generated if the Chemical Resistant series (including Super Chemical Resistant) is exposed directly to open flame, or to temperatures above 150°C. Do not expose to excessive heat or to open flame.
- Plastic chain is flammable. Do not use at temperatures above the maximum allowable temperature or use near open flame. Combustion may generate dangerous toxic gases.



## Warranty

### 1. LIMITED WARRANTY

Products manufactured by Seller: (a) conform to the design and specifications, if any, expressly agreed to in writing by Seller; and (b) are free of defects in workmanship and materials at the time of shipment. The warranties set forth in the preceding sentence are exclusive of all other warranties, express or implied, and extend only to Buyer and to no other person. ALL WARRANTIES OF MERCHANTABILITY OR FITNESS FOR A PARTICULAR PURPOSE ARE HEREBY EXCLUDED.

### 2. NON-RELIANCE

Buyer is not relying upon any advice, representations or warranties (except the warranties expressly set forth above) of Seller, or upon Seller's skill or judgment regarding the Seller's products. Buyer is solely responsible for the design and specifications of the products, including without limitation, the determination of suitability for Buyer's application of the products.

### 3. CLAIMS

- (a) Any claim relating to quantity or type shall be made to Seller in writing within 7 days after receipt of the products; any such claim made thereafter shall be barred.
- (b) Any claim under the above-stated Limited Warranty shall be made to Seller in writing within three (3) months after receipt of the products; any such claim made thereafter shall be barred.
- (c) Seller's liability for breach of warranty or otherwise is limited to repair or replacement, at Seller's option, of non-conforming or defective products. Buyer waives all other remedies, including, but not limited to, all rights to consequential, special or incidental damages, including, but not limited to,

damages resulting from personal injury, death or damage to or loss of use of property.

- (d) Repair, alteration, neglect or misuse of the products shall void all applicable warranties.

### 4. INDEMNIFICATION

Buyer will indemnify, defend and hold Seller harmless from all loss, liability, damage and expense, including attorneys' fees, arising out of any claim (a) for infringement of any patent, trademark, copyright, misappropriation of trade secrets, unfair competition or similar charge by any products supplied by Seller in accordance with the design or specifications furnished by Buyer, or (b) arising out of or connected with the products or any items into which the products are incorporated, including, but not limited to, any claim for product liability (whether or not based on negligence or strict liability of Seller), breach of warranty, breach of contract or otherwise.

### 5. ENTIRE AGREEMENT

These terms and conditions constitute the entire agreement between Buyer and Seller and supersede any inconsistent terms and conditions, whether contained in Buyer's purchase order or otherwise, and whether made heretofore or hereafter.

No statement or writing subsequent to the date hereof which purports to modify or add to the terms and conditions hereof shall be binding unless consented to in writing, which makes specific reference hereto, and which has been signed by the party against which enforcement thereof is sought. Seller reserves the right to change these terms and conditions without prior notice.



## TSUBAKIMOTO CHAIN CO.

### Headquarters

Nakanoshima Mitsui Building  
3-3-3 Nakanoshima, Kita-ku  
Osaka 530-0005, Japan  
Phone : +81-6-6441-0011  
Facsimile : +81-6-6441-0489  
Internet:  
<http://tsubakimoto.com/>

## TSUBAKI YAMAKYU CHAIN CO.

### Top Chain Products Department

2-15-16 Takanawa, Minato-ku  
Tokyo 108-0074, Japan  
Phone : +81-3-3445-8512  
Facsimile : +81-3-3445-8636  
Internet:  
<http://tsubaki-yamakyu.co.jp/>

### Global Market Development Department

2-15-16 Takanawa, Minato-ku  
Tokyo 108-0074, Japan  
Phone : +81-3-3445-8518  
Facsimile : +81-3-3445-4330

### Global Associated Partners:

#### NORTH and SOUTH AMERICA

##### U.S. TSUBAKI

**POWER TRANSMISSION, LLC**  
301 E. Marquardt Drive  
Wheeling, IL 60090-6497  
U.S.A.  
Phone : +1-847-459-9500  
Facsimile : +1-847-459-9515

##### TSUBAKI of CANADA LIMITED

1630 Drew Road  
Mississauga, Ontario, L5S 1J6  
Canada  
Phone : +1-905-676-0400  
Facsimile : +1-905-676-0904

##### TSUBAKI BRASIL

**EQUIPAMENTOS INDUSTRIAIS LTDA.**  
Rua Pamplona, 1018 - C.J. 73/74  
Jardim Paulista, CEP 01405-001  
São Paulo - S.P. Brazil  
Phone : +55-11-3253-5656  
Facsimile : +55-11-3253-3384

#### EUROPE

##### TSUBAKIMOTO EUROPE B.V.

Aventurijn 1200, 3316 LB Dordrecht  
The Netherlands  
Phone : +31-78-6204000  
Facsimile : +31-78-6204001

##### TSUBAKIMOTO U.K. LTD.

Osier Drive, Sherwood Park  
Annesley, Nottingham  
NG15 0DX U.K.  
Phone : +44-1623-688-700  
Facsimile : +44-1623-688-789

##### TSUBAKI DEUTSCHLAND GmbH

ASTO Park Oberpfaffenhofen  
Friedrichshafener Straße 1  
D-82205 Gilching, Germany  
Phone : +49-8105-7307100  
Facsimile : +49-8105-7307101

#### ASIA and OCEANIA

##### TSUBAKIMOTO SINGAPORE PTE. LTD.

25 Gul Lane  
Jurong  
Singapore 629419  
Phone : +65-6861-0422/3/4  
Facsimile : +65-6861-7035

##### TSUBAKIMOTO (THAILAND) CO., LTD.

388 Exchange Tower, 19th Floor Unit  
1902, Sukhumvit Road, Klongtoey  
Bangkok 10110 Thailand  
Phone : +66-2-262-0667/8/9 (3 lines)  
Facsimile : +66-2-262-0670

##### TSUBAKI INDIA

**POWER TRANSMISSION PTE. LTD.**  
Chandrika Chambers No.4, 3rd Floor  
Anthony Street, Royapettah  
Chennai-600014, Tamil Nadu, India  
Phone : +91-44-4231-5251  
Facsimile : +91-44-4231-5253

##### TSUBAKIMOTO SINGAPORE PTE. LTD.

**VIETNAM REPRESENTATIVE OFFICE**  
8F H&H Building, 209 Hoang Van Thu  
Phu Nhuan District, Ho Chi Minh City  
Vietnam  
Phone : +84-8-3999-0131/0132  
Facsimile : +84-8-3999-0130

##### PT. TSUBAKI INDONESIA TRADING

Wisma BNI Kota 46, 24th Floor, Suite 2415  
Jl. Jendral Sudirman Kav.1  
Jakarta Pusat 10220, Indonesia  
[info@tsubakimoto.co.id](mailto:info@tsubakimoto.co.id)

##### TSUBAKI AUSTRALIA PTY. LIMITED

Unit E, 95-101 Silverwater Road  
Silverwater, N.S.W. 2128  
Australia  
Phone : +61-2-9704-2500  
Facsimile : +61-2-9704-2550

##### TAIWAN TSUBAKIMOTO CO.

No. 33, Lane 17, Zihciang North Road  
Gueishan Township, Taoyuan County  
Taiwan  
Phone : +886-33-293827/8/9  
Facsimile : +886-33-293065

##### TSUBAKIMOTO CHAIN TRADING (SHANGHAI) CO., LTD.

Room 601, Urban City Centre  
45 Nanchang Rd., Huangpu District  
Shanghai 200020, China  
Phone : +86-21-5396-6651/6652  
Facsimile : +86-21-5396-6628

Distributed by: