



# Custom Mix & Match

**SIGN MOUNT/ WALL MOUNTED FRAMES/  
HANGING SIGNS/ EXTRUSION SYSTEM/  
TRADESHOW KITS**



# SIGN MOUNT

## Standoff - Chrome Finished Screw Mounts

These handy closures are the perfect ending to a hanging masterpiece. Take your finished sign and mount it with these chrome corner stems. Great for 3D wall signs produced in acrylic, metal, plastic, etc.

- 5/8" Dia. x 1" H
- Deluxe Chrome Finishing
- Silicone Washers, 4x25mm Screws & Anchors included



Acrylic Plates are not included

| Item No.           | Qty./Carton      | Carton Weight | Carton Dimensions  | Screws and Anchors |
|--------------------|------------------|---------------|--------------------|--------------------|
| BT-STANDOFF-5/8    | 30 sets (4/set)  | 5.6 Lbs.      | 6" x 5.3" x 3"     | Included           |
| BT-STANDOFF-5/8-CS | 240 sets (4/set) | 45.6 Lbs.     | 12.6" x 11.4" x 7" | Included           |

# WALL MOUNT FRAMES

## Impressions - 2 in 1 Photo Frames

Inspired by our Extrusion frame system, We has developed a new way of bringing frames together in a wall mountable fashion. This new frame snaps together easily, has the option for 2 types of graphics and is portable. Prefer SEG or wrap-around fabric graphics? Use the same frame for both!



# HANGING SIGNS/ EXTRUSION SYSTEM

## Hanging Signs - Tube Frame Displays

Finish your exhibit with a hanging sign to highlight the surface of your booth. Our tube frame displays can also be made as a hanging unit in multiple shapes and sizes. Choose from a signature silhouette or customize your frame model.



## Extrusion System - Customize Your Design...

Have a custom design in mind for your presentation?

Birttani Display can construct your vision using our Extrusion formulated system. This system provides you the ability to build a strong foundation with the option of interior lighting. Customize the outside with printed fabric graphics to complete your desired look.







# TRADESHOW KITS

## Lucid - Modular Showcase

The Lucid offers modular solutions for your tradeshow needs to empower businesses with unique and impressive presentations. Connect multiple units, mix and match graphics, and attract more customers with the interactive experience custom configurations can provide.

### NAVIGARE | 10X20

Combines • Lucid 3' x2 • Lucid 5' x1 • Lucid 8 x1 • 90° Connector x3 • Divider "T" Connector x3



### UNITA | 10X30

Combines • Lucid 3' x4 • Lucid 5' x2 • Lucid 10' x2 • 90° Connector x6 • 45° Connector x8 • Divider "T" Connector x6






# TRADESHOW KITS

## AVENTURA | 10X10

Combines • Lucid 3' x2 • Lucid 5' x1 • Lucid 8' x1  
• 45° Connector x6




## ODYSSEY | 10X10

Combines • Lucid 3' x2 • Lucid 10' x2 • 90° Connector x4  
• Divider "T" Connector x4



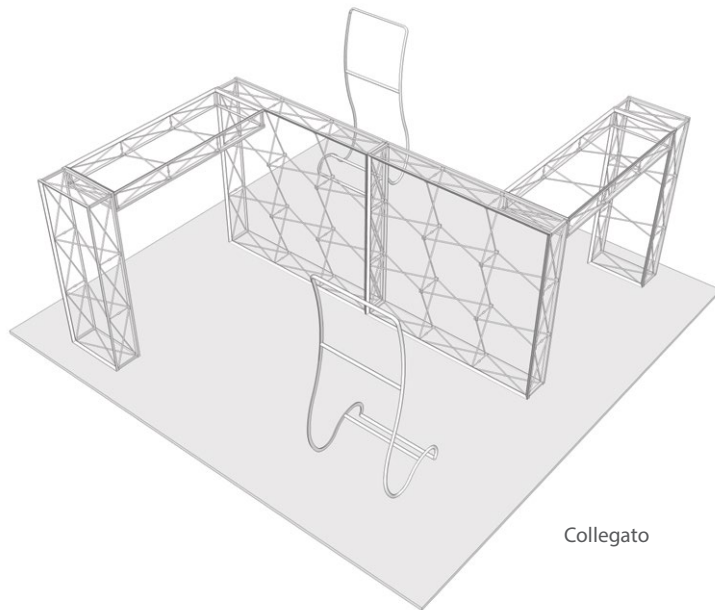
## TENZENDA | 10X10

Combines • Lucid 3' x2 • Lucid 5' x1 • 45° Connector x6

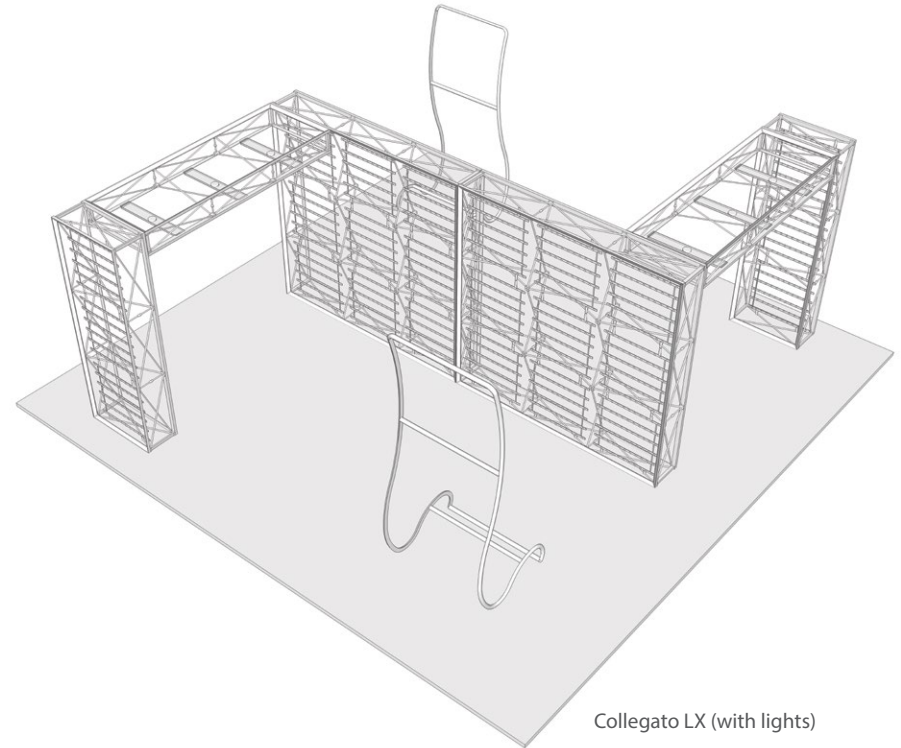


## Collegato/LX - SEG 20 x 20 Island

- Collegato LX - Combines Illumi 8' x2, Illumi 3' x2, Illumi Bridge x2, Straight Connectors x3, Bridge Connectors x2, Serpe x2
- Collegato - Combines Sigil 8' x2, Sigil 3' x2, Sigil Bridge x2, Straight Connectors x3, Bridge Connectors x2, Serpe x2




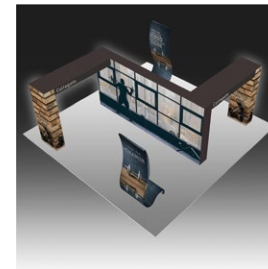
Collegato



Collegato LX (with lights)



Collegato



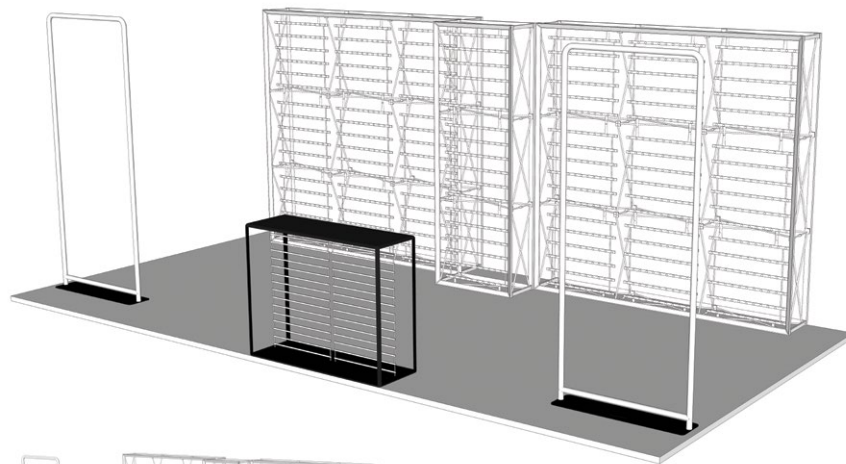
Collegato LX (with lights)



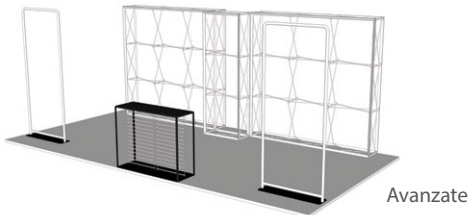
# TRADESHOW KITS

## Avanzate/LX - SEG 20 x 10 Inland


- Avanzate LX - Combines Illumi 8'x2, Illumi 3'x1, Regular Connector x6, Luce x1, Snello 36" x2
- Avanzate - Combines Sigil 8'x2, Sigil 3'x1, Luce x1, Regular Connector x6, Snello 36" x2




Avanzate LX (with lights)



Avanzate



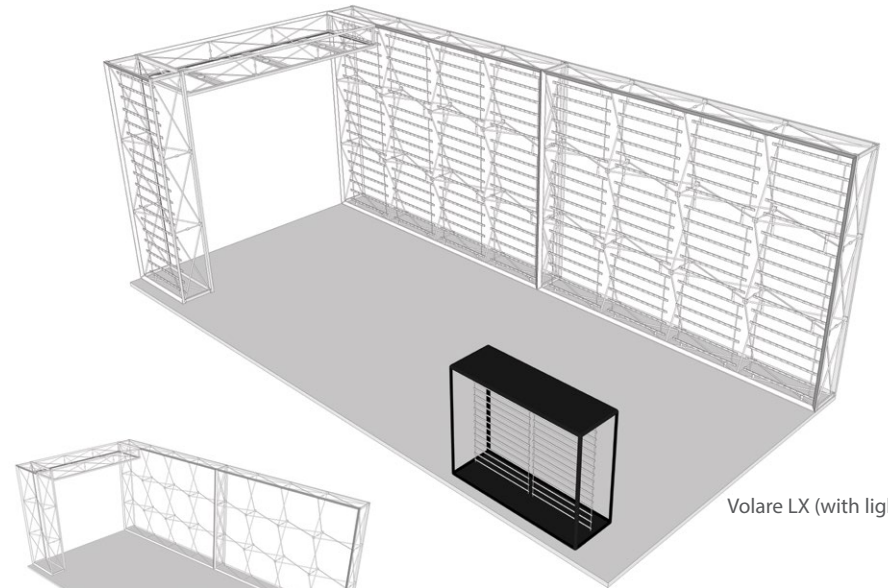
Avanzate LX (with lights)



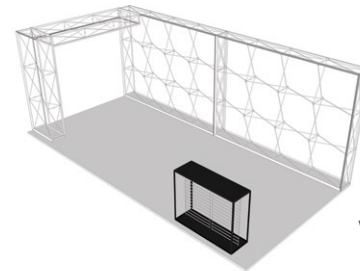
Avanzate

## Volare/LX - SEG 20 x 10 Inland

- Volare LX - Combines Illumi 10'x2, Illumi 3'x1, Illumi Bridge x1, Luce x1, Straight Connectors x3, Bridge Connectors x4
- Volare - Combines Sigil 10'x2, Sigil 3'x1, Sigil Bridge x1, Luce x1, Straight Connectors x3, Bridge Connectors x4




Volare LX (with lights)



Volare



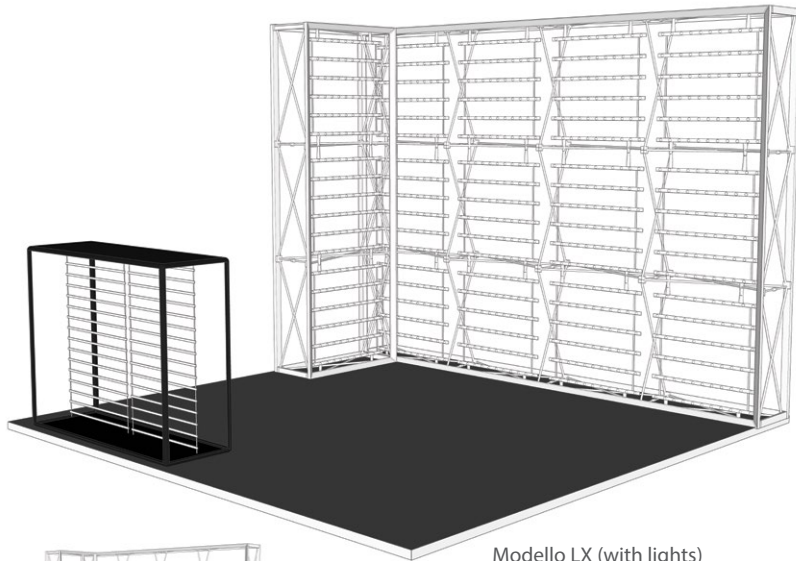
Volare LX (with lights)



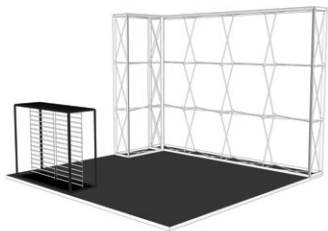
Volare

## Modello/LX - SEG 10 x 10 Inland

- Modello LX - Combines Illumi 3'x1, Illumi 10'x1, Luce x1, In-Overlap Connectors x3
- Modello - Combines Sigil 3'x1, Sigil 10'x1, Luce x1, In-Overlap Connectors x3



Modello LX (with lights)



Modello



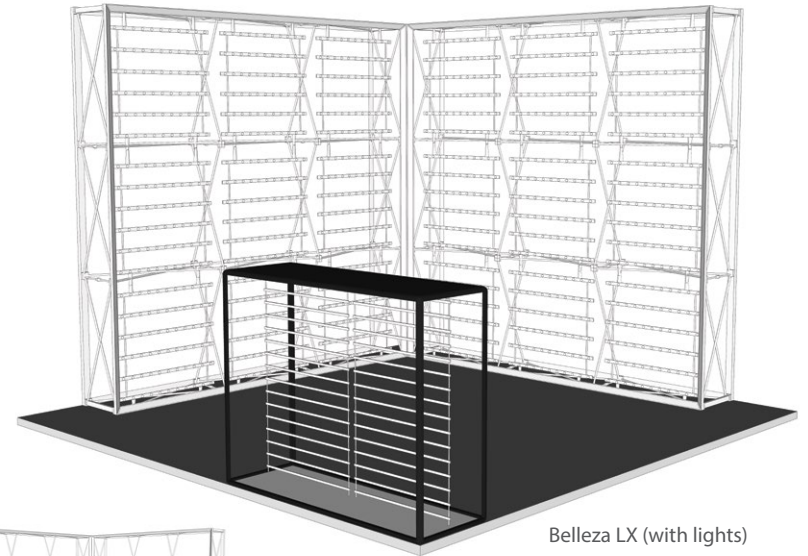
Modello LX (with lights)



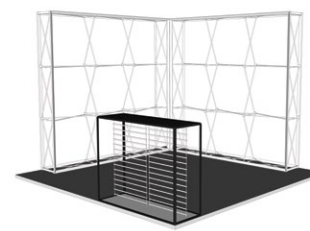
Modello

## Belleza/LX - SEG 10 x 10 Corner

- Belleza LX - Combines Illumi 8'x2, Luce x1, Regular Connectors x3
- Belleza - Combines Sigil 8'x2, Luce x1, Regular Connectors x3






Belleza LX (with lights)



Belleza



Belleza LX (with lights)



Belleza