




FRONT



FRAME ONLY

PRODUCT DESCRIPTION

Modco Modular Exhibits Modular 1 is a three-dimensional 20' x 10' pre-designed exhibit booth. Stylish and lively, Modco Modular Exhibits Modular 1 is built using tool-free perforated modular aluminum frames. Multiple size frames connect using simple toolless pin connectors. Use countertops to showcase your products. Customize double-sided stretch fabric SEG graphics for the entire exhibit. Perforations are completely covered for a flawless finish.

DISPLAY DIMENSIONS	234.3"W x 95"H x 100"D		
GRAPHIC SIZES	PANEL	SIZE	QTY
	A	40.125" W x 79.125" H	5
	B	40.125 x 96.25	4
	C	79.125 x 79.125	4
	D	35.25 x 76.375	1
	E	98.75 x 40.125	2
	F	59.625 x 40.125	2
	G	40.125 x 40.125	2
TOTAL PRINTS			20

GRAPHIC MATERIAL

Stretch Fabric w/Integrated Block Out

GRAPHIC FINISHING

Silicone beading is sewn around the perimeter of the fabric graphic. Silicone beading is hidden from view once installed.

DISPLAY CONSTRUCTION

Aluminum frame and components

SHIPPING WEIGHTS & DIMENSIONS (FREIGHT ONLY)

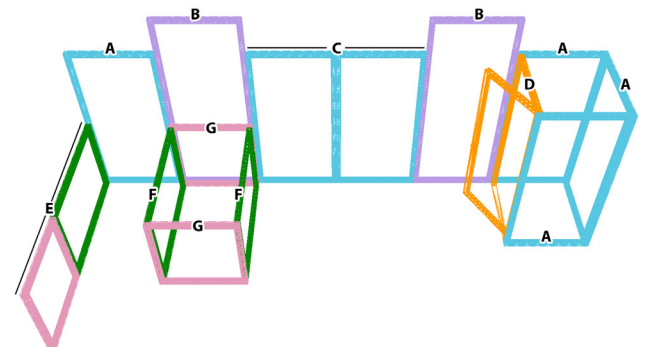
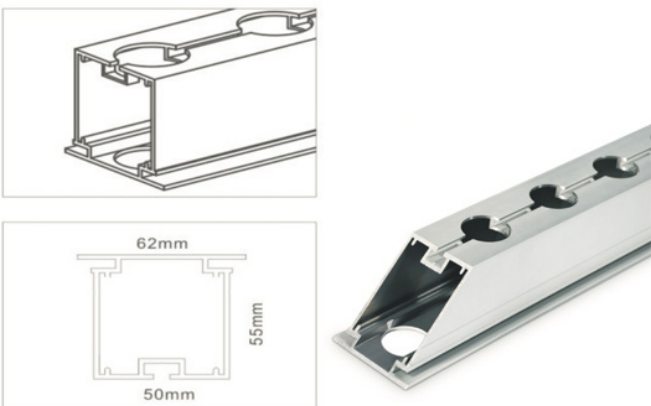
Shipping Weight	845 lbs (frame and graphic)
Shipping Dimensions	102"L x 49.5"W x 44.5"H

GRAPHIC TURN AROUND TIME


5 business days after proof approval

AVAILABILITY	CA only
---------------------	---------


TEMPLATE GUIDE




PARTS LIST



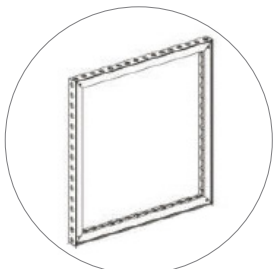
(qty 6)
MOD-FRM-992x1984



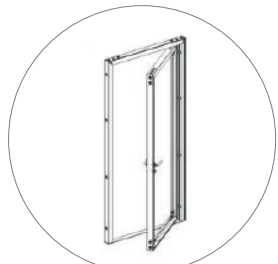
(qty 2)
MOD-FRM-992x2418



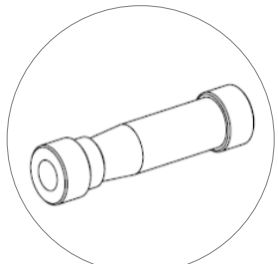
(qty 3)
MOD-FRM-992x992



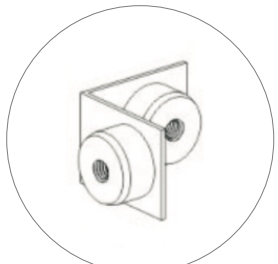
(qty 3)
MOD-FRM-992x1488



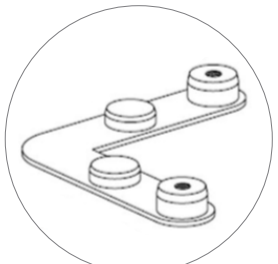
(qty 1)
MOD-STR-DOOR



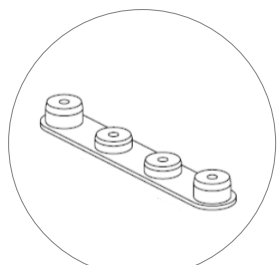
(qty 12)
MOD-CLA-CON



(qty 10)
MOD-90D-CON



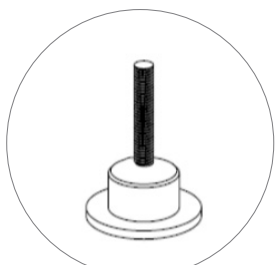
(qty 11)
MOD-SM90D-CON



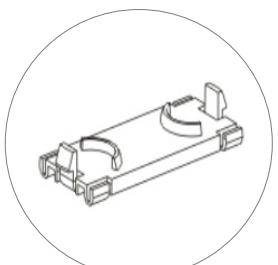
(qty 8)
MOD-180D-CON



(qty 54)
MOD-PC



(qty 4)
MOD-PCDOOR



(qty 29)
MOD-CC



(qty 4)
17" MOD-CP-3100



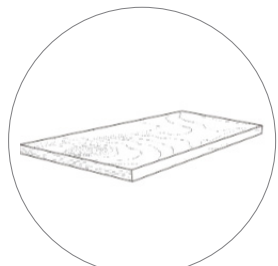
(qty 7)
39" MOD-CP-3100



(qty 1)
58.5" MOD-CP-3100



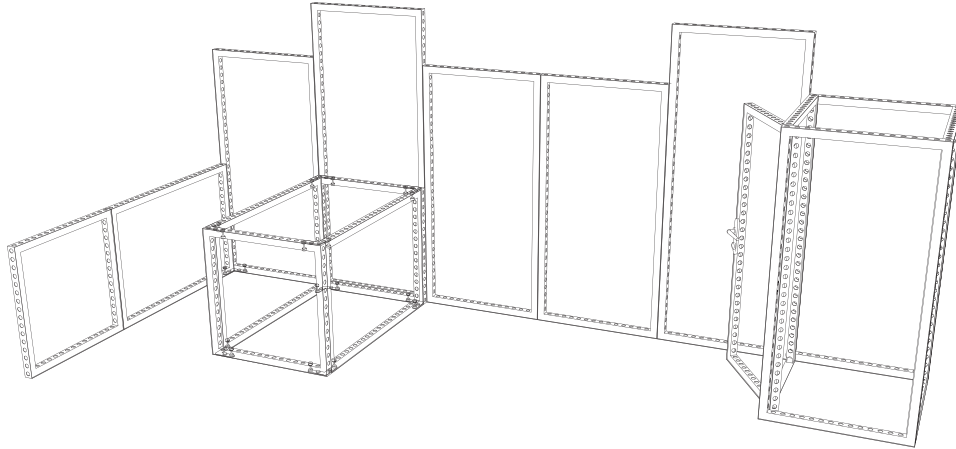
(qty 3)
78" MOD-CP-3100



(qty 1)
MOD-PNL

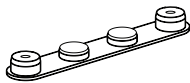
SET UP INSTRUCTIONS

MODCO-1

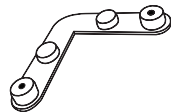


Instructions

Parts / Frames



180° Connector
 MOD-180D-CON
 Qty.7



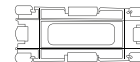
Small 90° Connector
 MOD-SM90D-CON
 Qty.12



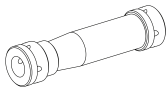
Pin Connector
 MOD-PC
 Qty.62



Door Pin Connector
 MOD-PCDOOR
 Qty.4



Clip Connector
 MOD-CC
 Qty.29



Clamp Connector
 MOD-CLA-CON
 Qty.12



90° Connector
 MOD-90D-CON
 Qty.10



17" Cover Profile
 MOD-CP-3100
 Qty.4



39" Cover Profile
 MOD-CP-3100
 Qty.7



58" and 78" Cover Profile
 MOD-CP-3100
 Qty.1 - 58" and Qty.3 - 78"




95" Door
 MOD-STR-DOOR
 Qty.1



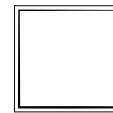
992 x 1984
 MOD-FRM-992x1984
 Qty.6



992 x 2418
 MOD-FRM-992x2418
 Qty.2



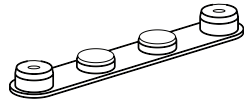
992 x 1488
 MOD-FRM-992x1488
 Qty.3



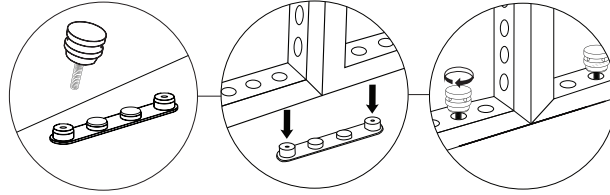
992 x 992
 MOD-FRM-992x992
 Qty.3

Connections I

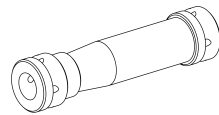
A



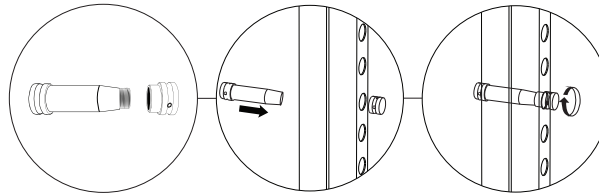
MOD-180D-CON / MOD-PC



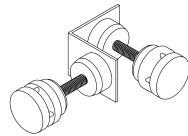
B



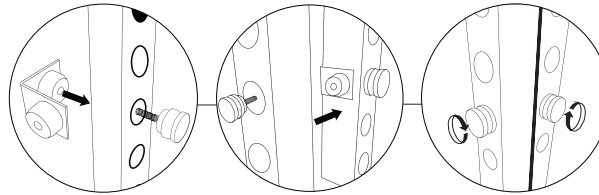
MOD-CLA-CON



C

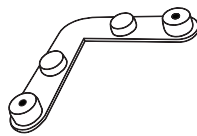


MOD-90D-CON + MOD-PC

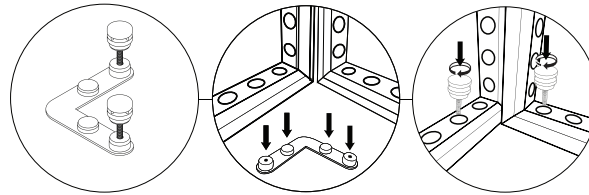


Connections II

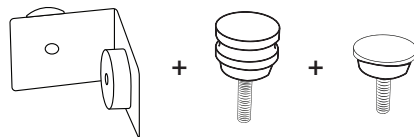
D



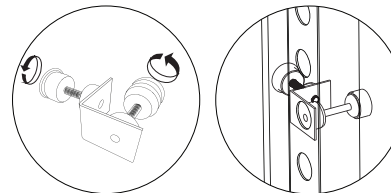
MOD-SM90D-CON / MOD-PC



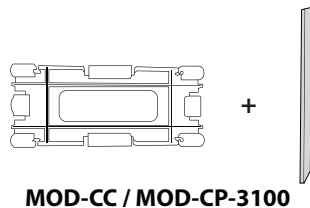
E



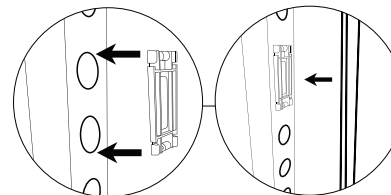
MOD-90D-CON / MOD-PC / MOD-PCDOOR
*Same as (C) but MOD-PCDOOR will be inside of door jam

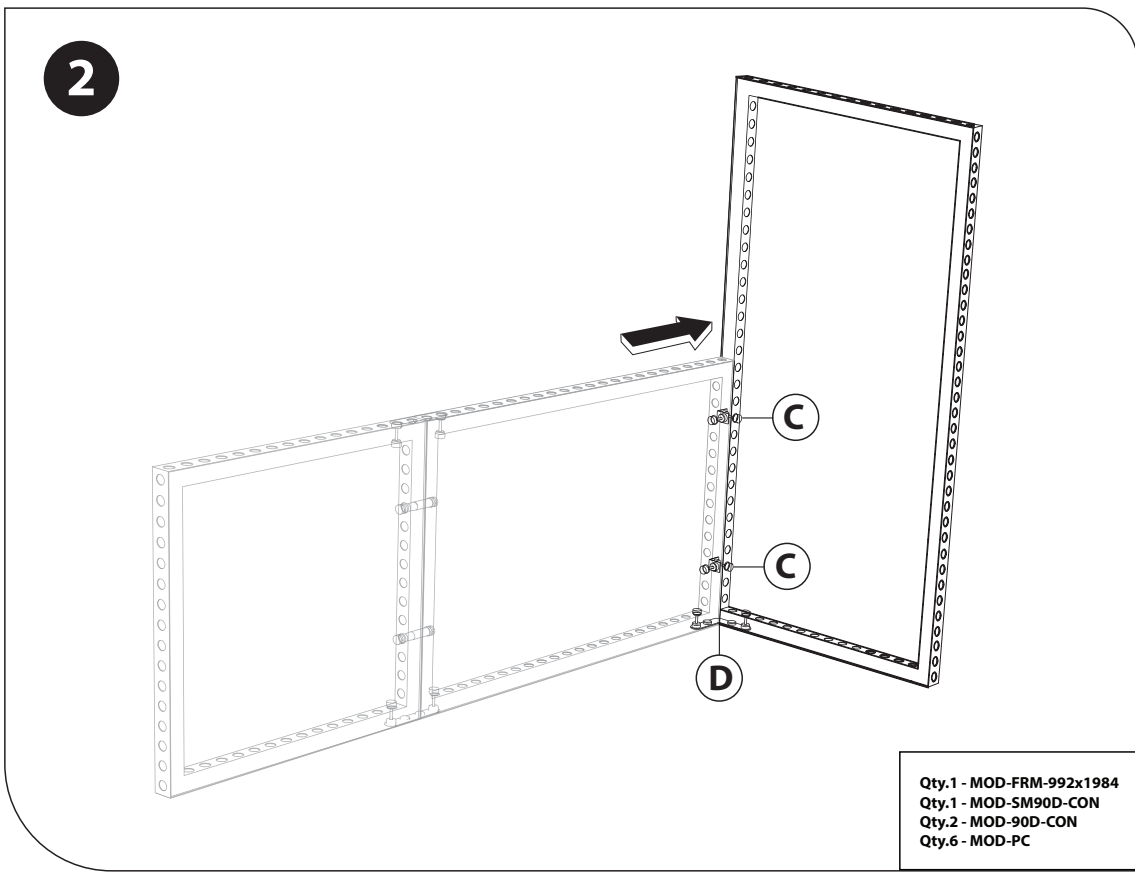
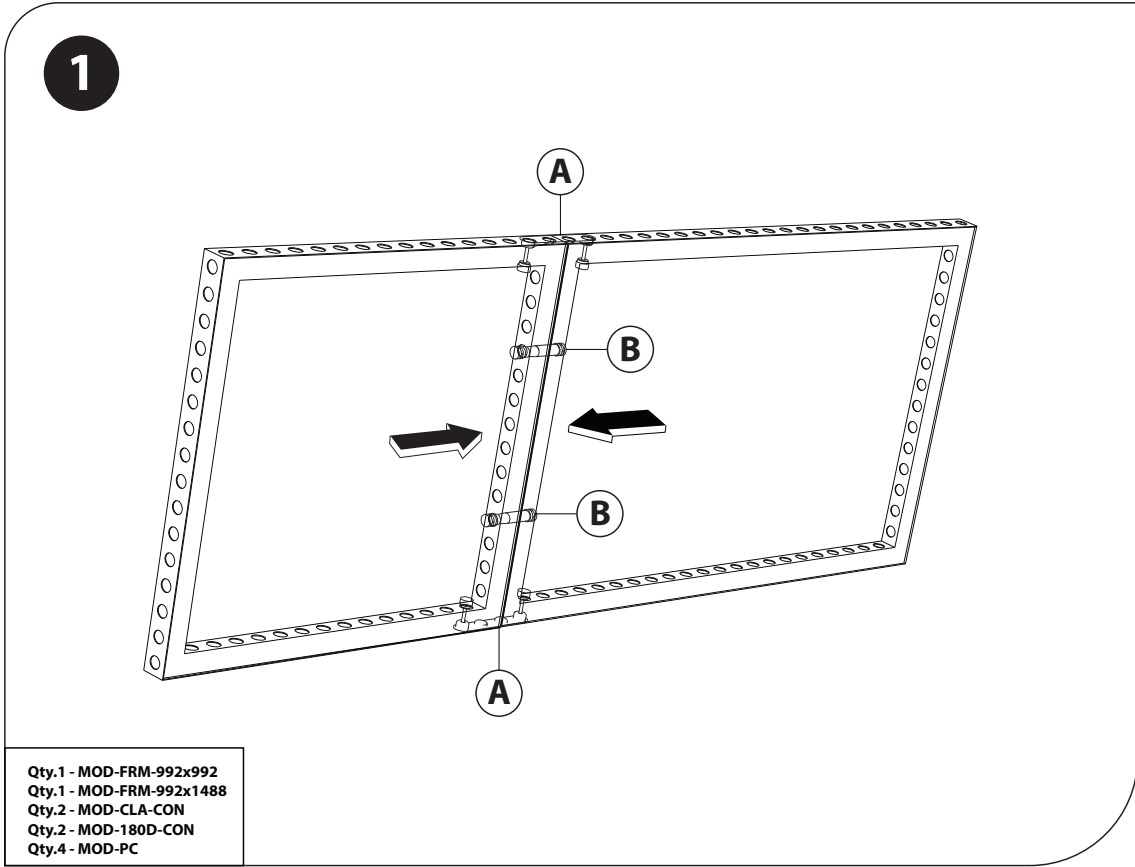


F

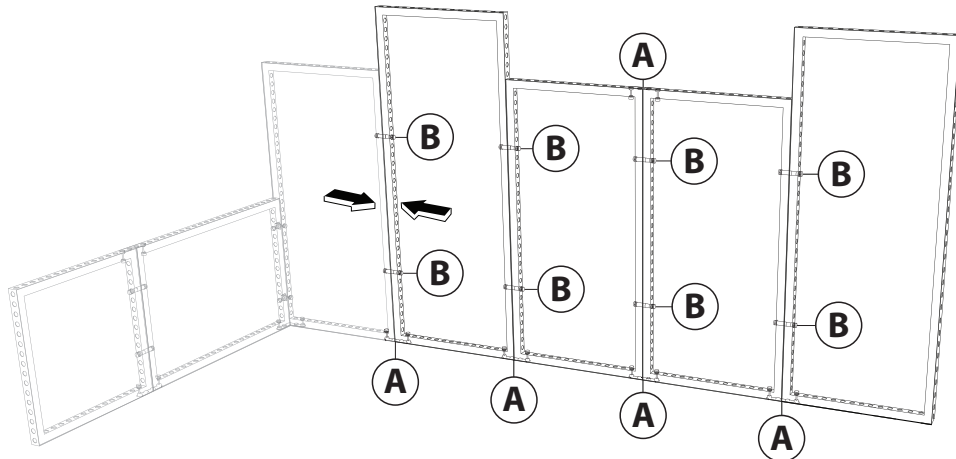


MOD-CC / MOD-CP-3100



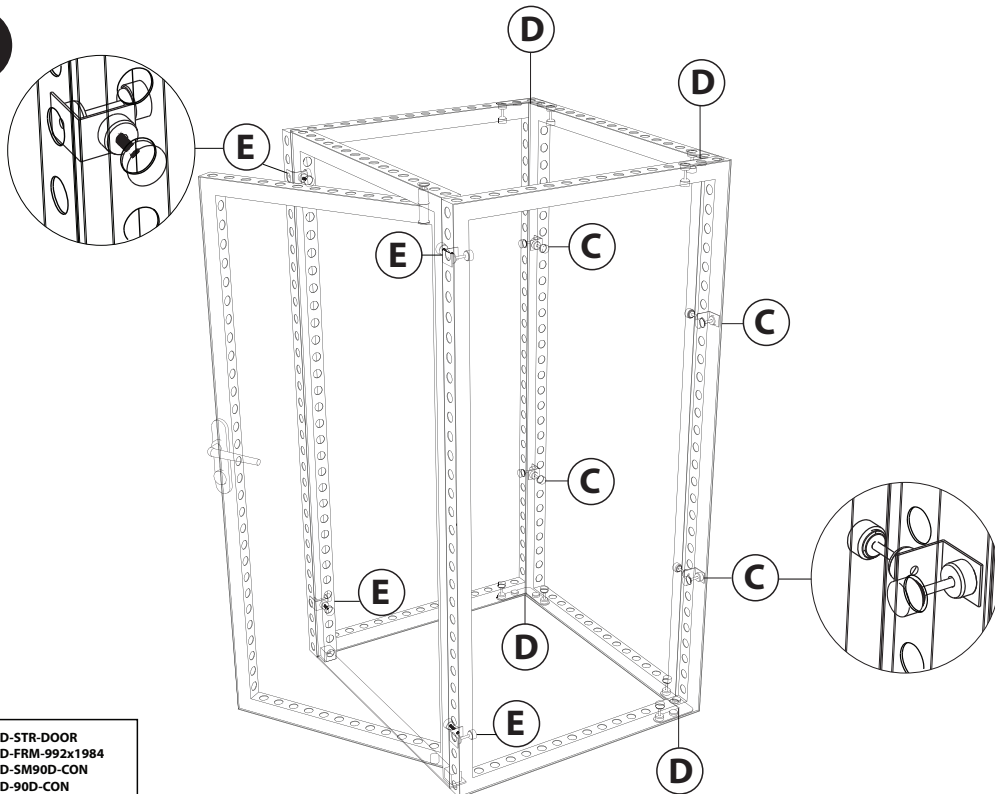


3



Qty.2 - MOD-FRM-992x2418
Qty.2 - MOD-FRM-992x1984
Qty.8 - MOD-CLA-CON
Qty.5 - MOD-180D-CON
Qty.10 - MOD-PC

4



Qty.1 - MOD-STR-DOOR
Qty.3 - MOD-FRM-992x1984
Qty.4 - MOD-SM90D-CON
Qty.8 - MOD-90D-CON
Qty.4 - MOD-PC-DOOR
Qty.20 - MOD-PC

5

Qty.2 - MOD-FRM-992x992
Qty.2 - MOD-FRM-992x1488
Qty.8 - MOD-SM90D-CON
Qty.16 - MOD-PC

6

Qty.1 - MOD-FRM-992x1984
Qty.1 - MOD-180D-CON
Qty.2 - MOD-CLA-CON
Qty.2 - MOD-PC

Counter is independent / DOES NOT ATTACH TO BACKWALL FRAME.

