

D-moulded

SHAPING YOUR IMAGINATION





Every project begins with your idea...

At D-Moulded we shape your imagination into digital designs that can be produced, shared or developed further.

Our design service is for people who know what they want to create but would rather leave the design work to us.

Browse through this introduction to our design service and see what is possible. Then explore our visual guide to spark inspiration and help you discover what you can make.

What Can Be Created?

Custom Cutters, Rings & Nozzles

Have an idea for a shape?

We can turn it into a cutter, ring or piping nozzle ready for production.

Simple Shapes for Cakes, Plated Work and Decorative Pieces

Clean geometric forms designed to structure desserts, pastries or plated elements.

Logo & Branded Designs

Your logo or artwork translated into a usable 3D model or fabrication file.

Stencils & Cut Files

Artwork prepared for cutting processes, allowing you to produce your own stencils or tools.

Concept Visuals

3D renders used to explore and present concepts before anything is made. A powerful tool to showcase and present your ideas for decorative pieces, store displays, packaging or anything else you can imagine.



When we are finished...

Depending on the project, you will receive an STL file for 3D printing, SVG vector or image files for cutting processes, or rendered 3d images where required

All files are prepared and delivered ready for immediate use in production or presentation.

Pricing


Design work starts from £40 for a simple STL or vector file, with final pricing based on the complexity and level of detail required. More developed projects are quoted on an individual basis.



IMAGE



STL



SVG

How Long Does It Take?

The process begins once we have your reference material in hand.

Stencils and 3D models of simple geometric shapes are typically completed within 2 to 3 business days.

3D renders vary depending on the complexity of the project.

More developed or complex work is scheduled based on the scope of the design and any adjustments made during development.

All files are prepared and delivered ready for immediate use.

Additional Work

If you do not see exactly what you are looking for, further design work is available.

More complex projects and developed concepts can be created based on your requirements.

Once designed, your file can be taken directly into production through our mould and fabrication services.

Design Guide

Let us guide you through some of the possibilities...

The following examples are designed to help you explore what can be created, using simple shapes as a starting point and developing them into more refined and complex ideas.

Each section highlights a different application, showing how designs can be adapted, scaled, and combined depending on your needs.

Use these as a reference point to help define what you are looking for, or as a starting point for something entirely new.

Cutters and Rings

Can't find the right shape, or the cutter you have is just slightly off?

We design cutters and rings to match exactly what you need, giving you full control over size and proportion.

The examples shown here explore a range of simple shapes, from clean geometric forms to more natural outlines.

These shapes can be used as they are, or developed further into more advanced tools such as embossed or multi-part cutters. These files give you a strong foundation, with the freedom to take them into your own design setup and develop them further as your ideas evolve.

GEOMETRIC
NATURE
FAMILIAR
ORGANIC



Piping Nozzles

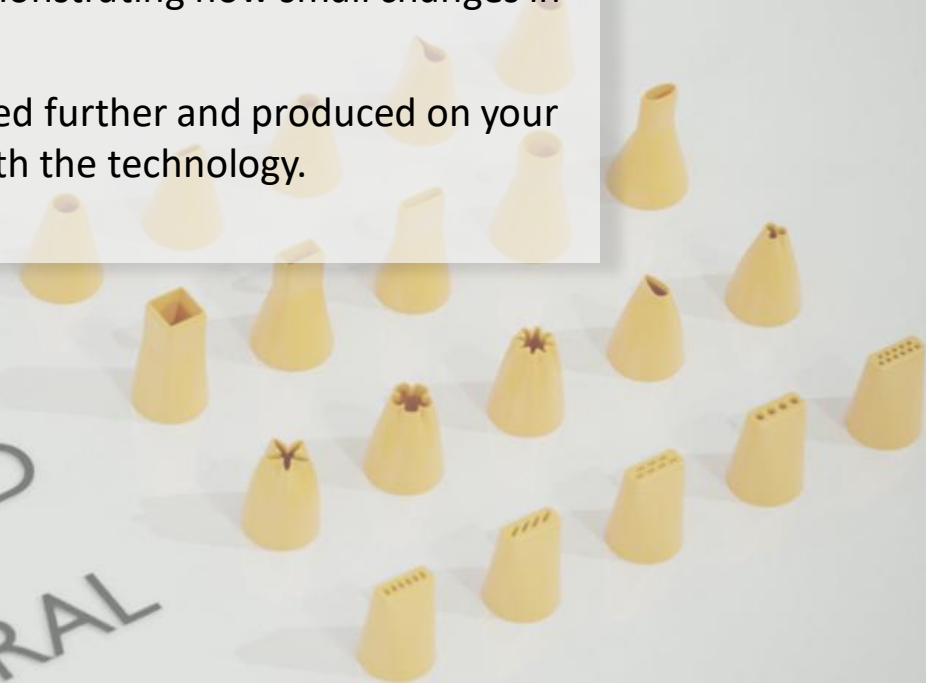
Never lose a nozzle again when you print your own.

We design piping nozzles to give you control over shape, flow and detail, helping you achieve a more refined result.

The examples shown here explore a range of simple forms, demonstrating how small changes in shape can create different finishes.

These designs get you started. From there, they can be enhanced further and produced on your own 3D printer, or built upon as you explore what's possible with the technology.

TRADITIONAL
EXTRUDED
FLORAL
SPAGHETTI



Shapes for Cakes

Not excited by what is available on the market, or feel like standard shapes don't show off your work or your business?

We design forms that are tailored to your style, allowing you to move beyond generic formats and create something more personal.

The examples shown here explore how simple shapes can be scaled and adjusted to suit different applications.

These models are your starting point. From there, they can be taken further into moulds and supporting tools, with your own technology allowing you to adapt to different projects.

FAMILY
INDIVIDUAL
TEA
CANAPE


Decorative Pieces

Struggling to find a shape that is versatile enough for your showpiece or amenity needs?

We design forms that work across different presentations, giving you something fast to use and adaptable regardless of theme.

The examples shown here explore simple shapes that can be applied in different ways to create a range of visual results.

Start with a single form and build from it, adapting, scaling or combining it into something that fits your style and application.



Stencils

Need a stencil but don't have the time to design it, or keep getting asked for files you don't have?

We create stencil designs that fit into your workflow, giving you something reliable and ready to use when you need it.

The examples shown here explore a range of stencil styles, from repeatable layouts to single designs used for building or finishing elements.

These files can be used directly in your cutting machine, allowing you to produce clean, consistent results whenever you need them.

CHABLON

CUT-OUTS

MONO



More Complex Projects

Looking to take things further, or not seeing exactly what you have in mind?

We also design more complex projects, combining different tools, techniques and processes to achieve a more developed result.

The examples throughout this guide show how simple ideas can be developed and combined to create something more refined.

We can also create 3D renders to help you visualise display concepts, buffet layouts, packaging ideas or complete showpiece designs, making them a useful tool when preparing for competition or presenting an idea to a wider audience.

If these ideas have sparked your interest, we can develop them for you, or you can explore how to create and apply them yourself through our learning and support options.



Ready to Get Started?

Tell us what you have in mind and we will take it from there. Whether you have a clear brief or just a rough idea, we are happy to discuss your project and advise on the best approach.

Contact us to request a quote or ask any questions.

Sales@dmoulded.com

Dmoulded.com

Dmoulded

