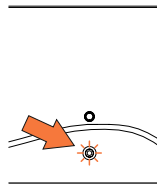
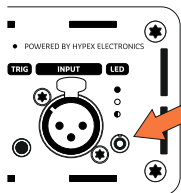


## User Instructions

### LED Switch

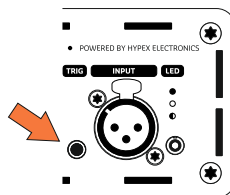
Adjust the brightness of the front indicator light:



### 12V Trigger

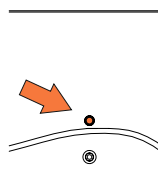
The 12 Volt Trigger is a powerful feature that comes equipped on all new DIYclassD amplifier kits.

This simple 3.5mm mini-jack connection allows you to create a simple network between all of your DIYclassD amplifiers for a more seamless power up and standby experience. When connected, it will control the power of all other products in the system. When you turn on the preamplifier, the rest of the system will turn on automatically.



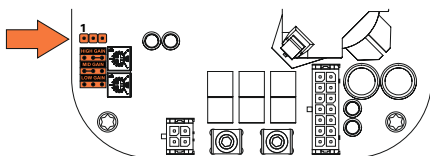
### Front Switch

The front switch can be used to turn-on and turn-off (standby) the power amplifier when the 12 Volt trigger option is not used (when used, the 12V trigger overrules the front switch).



### Input Gain Jumper

The Amplifier Module contains a pinheader (J200) with jumper to alter the input gain setting:



Position	Function	Remarks
Open	Low gain	11.8 dB Overall gain is set to 11.8dB (3.9x)
1 - 2	Mid gain	21.8 dB Overall gain is set to 21.8dB (12.3x)
2 - 3	High gain	27.8 dB Overall gain is set to 27.8dB (24.5x)