



Commercial

 **NUGENT**

Nugent's Commercial trailer range has been engineered to meet the demands of professional use.

With full type approval (ECWVTA), they have been engineered in the Nugent tradition of strength, functionality and longevity, providing a robust and versatile solution for industries that demand constant use.

This comprehensive range of trailers can be used in a variety of industries where flexibility and reliability are key.

The Nugent patented Dual Drive™ parabolic suspension is standard across the Commercial range, enhancing the towing experience and bringing trailer suspension to new levels.

Nugent's tradition of robust, fabricated chassis design has further evolved in the Commercial range with the introduction of new materials and innovative design features, combined with a policy of incorporating market leading components to ensure Nugent remains the choice of professionals.

The trailers steel sub-frame are fully hot dip galvanised to extend the longevity of the trailers.

Durable tyres, patented Dual Drive™ parabolic leaf spring suspension, beam axles and commercial lights offer superior build quality, strength, longevity and excellent towing characteristics.

Standard designs include many desirable features and are complemented with a range of optional extras if further customisation is required.

With a variety of sizes, ranging from 1.7m (6ft) to 5.5m (18ft), Nugent has a trailer for every Commercial or Domestic requirement.

A top of the range product, coupled with Nugent's aftercare will ensure you have a product you can rely on.



Dynamic

Functional

Dual Drive™

parabolic equaliser

The Nugent Dual Drive™ parabolic suspension system modernises the trailer.

Nugent Commercial trailers now feature Dual Drive™ parabolic suspension as standard, overcoming the shortcomings of traditional suspension systems.

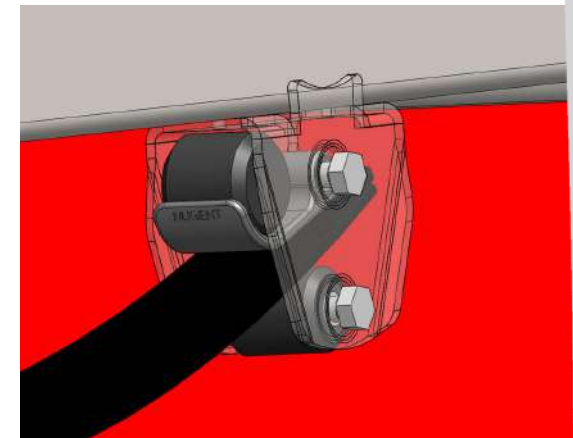
Inserting a secondary rubber damper between the chassis, along with a unique pivot slipper plate, an additional suspension element ensures springs are fully engaged on compression and rebound cycles to cancel out vibration and reduce suspension chatter.

The additional damping effect also reduces stresses on the chassis, body frame, tow couplings and limits shock waves to the vehicle.

Nugent's patented design gives all the advantages of parabolic springs, with the additional benefits associated with suspension axles – in one system.

The reduced vibrations ensure that there is much less wear and tear on the chassis, giving the trailer a longer service life and therefore less maintenance costs.

- Smoother driving experience
- Reduced noise
- Reduced wear & stress on both the trailer and towing vehicle
- Longer service life
- Lower maintenance costs
- Tried & tested
- No loss of camber

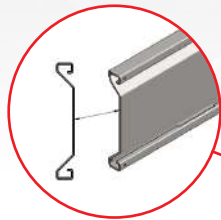


Flatbed

Features & Functionality

The Nugent Flatbed range is available with maximum gross weight up to 3,500kg and sizes from 2.5 metres to 5.5 metres (8ft—18ft), guaranteeing a suitable model for every application.

New spring loaded flip latches on all drop sides prevent undue movement and noise. Coupled with Dual Drive™ suspension, this makes for a 'reduced rattles trailer'.



Sideboards folded for extra strength

Easy guide hinges on drop-sides



'Silent Sides': Spring loaded flip latches on all drop sides prevent undue movement and noise



Spare wheel with mounting bracket (as standard)

All 2m and above trailers have 185 tyres as standard



Nugent Dual Drive™ Suspension



Auto reverse coupling



Fully welded chassis for maximum strength and endurance



FLATBED

Mud flaps
(as standard)

Market leading
Knott brakes

Lockable coupling
& heavy duty jockey wheel

External tying points
(as standard)

Internal heavy duty integrated, retractable lashing points,
which are level with floor, preventing debris build up

Sleek black rear dashboard offers
extra protection against road salt
and corrosion.

Lockable ramp carrier

LED Lighting
(as standard)

Hard wearing 18mm
Birch plywood anti-slip floor

FLATBED



Optional Extras



Drop Sides




Aluminium Floor



Ladder Rack



Skids (2000mm or 2400mm)



Prop Stands



Full Ramp Door



Mesh Sides (hinged) 600mm high



Lockable Aluminium Toolbox



Manual Winch



Electric Winch



Wheel Chocks



Rear Ladder Rack

FLATBED

Specifications

MODEL	AXLES	TYRES	GROSS WEIGHT	UNLADEN WEIGHT	INTERNAL LxW (mm)	INTERNAL LxW (feet)	OVERALL LxW (mm)	OVERALL LxW (feet)	DROP SIDE KIT WEIGHT	DROP SIDE HEIGHT (mm)	BED HEIGHT (mm)	LASHING POINTS (pair)
F2517S	2	195/50R13	2,700kg	480kg	2,500 x 1,700	8' 2" x 5' 7"	3,898 x 1,790	12' 9.5" x 5' 11"	90kg	366	640	2
F3117S	2	195/50R13	2,700kg	565kg	3,100 x 1,700	10' 2" x 5' 7"	4,498 x 1,790	14' 9" x 5' 11"	100kg	366	640	3
F3117H	2	195/50R13	3,500kg	580kg	3,100 x 1,700	10' 2" x 5' 7"	4,498 x 1,790	14' 9" x 5' 11"	100kg	366	640	3
F3120H	2	185/70R13	3,500kg	665kg	3,100 x 2,000	10' 2" x 6' 7"	4,436 x 2,090	14' 7" x 6' 11"	105kg	366	680	3
F3717H	2	195/50R13	3,500kg	680kg	3,700 x 1,700	12' 2" x 5' 7"	5,036 x 1,790	16' 6" x 5' 11"	110kg	366	640	4
F3720H	2	185/70R13	3,500kg	700kg	3,700 x 2,000	12' 2" x 6' 7"	5,036 x 2,090	16' 6" x 6' 11"	115kg	366	680	4
F4320H	2	185/70R13	3,500kg	755kg	4,300 x 2,000	14' 1" x 6' 7"	5,636 x 2,090	18' 6" x 6' 11"	136kg	366	680	4
F4320T	3	185/70R13	3,500kg	870kg	4,300 x 2,000	14' 1" x 6' 7"	5,636 x 2,090	18' 6" x 6' 11"	136kg	366	680	4
F4920H	2	185/70R13	3,500kg	785kg	4,900 x 2,000	16' 1" x 6' 7"	6,236 x 2,090	20' 5.5" x 6' 11"	144kg	366	680	5
F4920T	3	185/70R13	3,500kg	900kg	4,900 x 2,000	16' 1" x 6' 7"	6,236 x 2,090	20' 5.5" x 6' 11"	144kg	366	680	5
F4923H	2	185/70R13	3,500kg	860kg	4,900 x 2,256	16' 1" x 7' 5"	6,236 x 2,390	20' 5.5" x 7' 11"	150kg	366	680	5
F4923T	3	185/70R13	3,500kg	990kg	4,900 x 2,256	16' 1" x 7' 5"	6,236 x 2,390	20' 5.5" x 7' 11"	150kg	366	680	5
F5520T	3	185/70R13	3,500kg	930kg	5,500 x 2,000	18' 1" x 6' 7"	6,836 x 2,090	22' 5" x 6' 11"	152kg	366	680	6
F5523H	2	185/70R13	3,500kg	925kg	5,500 x 2,256	18' 1" x 7' 5"	6,836 x 2,390	22' 5" x 7' 11"	158kg	366	680	6
F5523T	3	185/70R13	3,500kg	1050kg	5,500 x 2,256	18' 1" x 7' 5"	6,836 x 2,390	22' 5" x 7' 11"	158kg	366	680	6

The internal length will decrease by 40mm and the internal width will decrease by 60mm when dropsides are added.

The above specifications are approximate as our products are under continuous development, so there may be changes and adjustments.



FLATBED

Plant

Features & Functionality

The Nugent Plant trailer has been designed for maximum efficiency. Following extensive research, Nugent has designed a weight to load ratio that gives the best pay load, while a low centre of gravity with a bed height of 403mm, gives a favourable loading angle, which is great for equipment with low ground clearance. 1,900mm ramps can achieve a loading angle of just 11°.

This fabricated trailer with fully welded chassis, combined with Nugent's patented Dual Drive™ suspension, makes it safer and smoother than other trailers on the market.

Fully integrated prop stands offer loading support, stability and are adjustable to suit ground types



Gas strut absorbs the weight of the door




One piece floor

Stepping plate

Ladder side frame structure for strength.

Heavy duty mesh



LED lighting on all models (as standard)



Mounting bracket & spare wheel



Nugent Dual Drive™ Suspension



PLANT



Low centre of gravity with a bed height of 403mm, giving a favourable loading angle, which is great for equipment with low ground clearance

Hard wearing 18mm birch plywood anti-slip floor

Weld-on heavy duty tying points, dampened by nylon inserts to reduce noise & increase lifespan




Galvanised steel chassis with angled cross members achieves strength and weight reduction.



Raised bucket rest designed to accommodate heavy duty plant.

Kartt ribbed heavy duty jockey wheel

Robust cast coupling



Fabricated, load bearing galvanised steel mudguards with anti-slip tape that are easily replaced.

Purpose designed extra long drawbar for sufficient clearance between digger and rear of vehicle

PLANT

Optional Extras



Closed in Sides



Aluminium Floor



Skids (1400mm or 1900mm)



Mesh Sides (610mm high)



Floor Lashing Points



Extra Shackle Tie Point (except P2813S)



Lockable Toolbox



Ladder Rack



Wheel Chocks

PLANT

Specifications

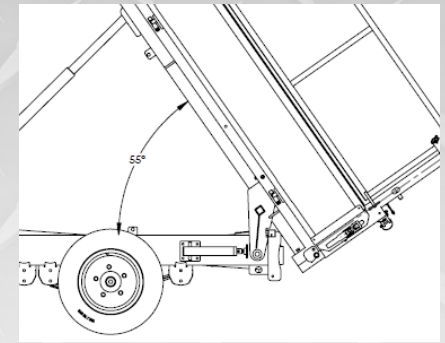
MODEL	AXLES	TYRES	GROSS WEIGHT	UNLADEN WEIGHT W/Ramp Door	INTERNAL LxW (mm)	INTERNAL LxW (feet)	OVERALL LxW (mm)	OVERALL LxW (feet)	BED HEIGHT (mm)
P2813S	2	165/80R13C	2,700kg	580kg	2,792 x 1,348	9'2" x 4'4"	4,320 x 1,894	14'2" x 6'2"	403
P3116S	2	165/80R13C	2,700kg	690kg	3,140 x 1,616	10'3" x 5'3"	5,090 x 2,194	16'7" x 7'2"	403
P3116H	2	185/70R13C	3,500kg	740kg	3,140 x 1,616	10'3" x 5'3"	5,090 x 2,194	16'7" x 7'2"	403
P3118H	2	185/70R13C	3,500kg	775kg	3,140 x 1,872	10'3" x 6'1"	5,090 x 2,450	16'7" x 8'0"	403
P3718H	2	185/70R13C	3,500kg	837kg	3,750 x 1,872	12'3" x 6'1"	5,700 x 2,450	18'7" x 7'2"	403
P3718T	3	185/70R13C	3,500kg	987kg	3,750 x 1,872	12'3" x 6'1"	5,700 x 2,450	18'7" x 7'2"	403
P4318H	2	185/70R13C	3,500kg	897kg	4,360 x 1,872	14'3" x 6'1"	6,310 x 2,450	20'7" x 7'2"	403
P4318T	3	185/70R13C	3,500kg	1047kg	4,360 x 1,872	14'3" x 6'1"	6,310 x 2,450	20'7" x 7'2"	403



The above specifications are approximate as our products are under continuous development, so there may be changes and adjustments.

Tipper

Features & Functionality



High tipping angle up to 55°

Spare wheel with mounting bracket (as standard)

One piece hardened galvanised steel floor

Control Panel storage (as standard)

Lockable coupling and heavy duty jockey wheel

185 tyres as standard on 3,500kg models

Easy guide hinges on drop-sides


Heavy duty integrated, retractable lashing points, which are level with the floor, preventing debris build up.

Double hinged swing tail door

Mud flaps (as standard)

Nugent Dual Drive™ Suspension

TIPPER



'Silent sides': Spring loaded flip latches on all drop sides prevent undue movement and noise

One piece drop sides on all models

Sideboards folded for extra strength

Tying points (as standard)

Large capacity ram cylinder

Fully welded chassis

Auto reverse coupling

Sleek black rear dashboard offers extra protection against road salt and corrosion.


Low bed height = low loading height

Market leading Knott brakes

Lockable ramp carrier

LED lighting as standard on all models

TIPPER



Optional Extras



Skids (2000mm or 2400mm)




Mesh Sides (hinged) 600mm high



Ladder Rack



Lockable Aluminium Tool Box



Prop Stands



Wheel Chocks



Bluetooth Wireless Remote



Solid Side Extensions

TIPPER

Specifications

MODEL	AXLES	TYRES	GROSS WEIGHT	UNLADEN WEIGHT	INTERNAL LxW (mm)	INTERNAL LxW (feet)	OVERALL LxW (mm)	OVERALL LxW (feet)	DROPSIDE HEIGHT (mm)	BED HEIGHT (mm)	LASHING POINTS (pair)
T2517S	2	195/50R13	2,700kg	905kg	2,430 x 1,650	7' 11.5" x 5' 5"	3,795 x 1,760	12' 5" x 5' 9"	366	722	2
T3118H	2	185/70R13	3,500kg	1,020kg	3,030 x 1,795	9' 11.5" x 5' 10.5"	4,385 x 1,860	14' 5" x 6' 1"	366	762	3
T3718H	2	185/70R13	3,500kg	1,100kg	3,630 x 1,795	11' 11" x 5' 10.5"	4,985 x 1,860	16' 4" x 6' 1"	366	762	4



The above specifications are approximate as our products are under continuous development, so there may be changes and adjustments.

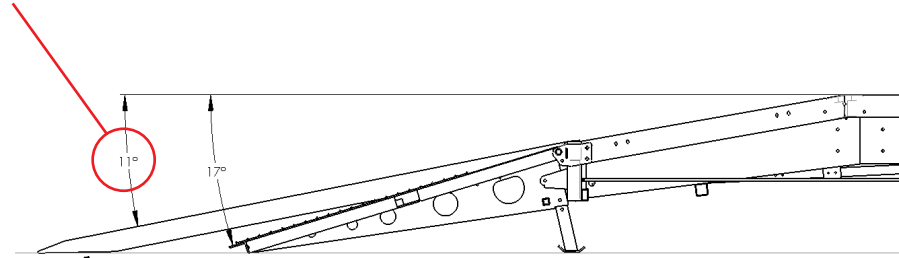
TIPPER

Beavertail

Features & Functionality

This multi-functional trailer merges the versatility of the Nugent Flatbed with the lower loading angle of the Nugent Plant trailer.

Low loading angle for machinery with low ground clearance



Seamless transition from ramp to bed of trailer


'Silent sides': Spring loaded flip latches on all drop sides prevent undue movement and noise



Ramp tail door allows for fast loading and unloading



Removable sides and rear posts for unrestricted loading




Spare wheel (as standard)



Takes up less road space compared to equivalent sized Plant due to the positioning of the wheels



Easy guide hinges on drop-sides



BEAVERTAIL



Heavy duty integrated, retractable lashing points, which are level with the floor, preventing debris build up.

Lockable ramp carrier

**Nugent Dual Drive™
Suspension**

LED lights (as standard)

Sideboards folded for extra strength

Tying points (as standard)



Fully integrated prop stands offer loading support, stability and are adjustable to suit ground types.



Full width ramp tail door allows loading of machinery of various widths and wheels

Hard wearing 18mm Birch plywood anti-slip floor

Large bed-space



Can load pallets with forklift from the side using removable drop sides

BEAVERTAIL

Optional Extras



Drop sides




Aluminium Floor



Skids (2000mm or 2400mm)



Ladder Rack



Prop Stands



Full Ramp Door and Props



Manual Winch



Wheel Chocks



Mesh Sides (hinged)



Electric Winch



Lockable Aluminium Toolbox

Specifications

MODEL	AXLES	TYRES	GROSS WEIGHT	UNLADEN WEIGHT	INTERNAL LxW (mm)	INTERNAL LxW (feet)	OVERALL LxW (mm)	OVERALL LxW (feet)	DROP SIDE KIT WEIGHT	DROP SIDE HEIGHT (mm)	BED HEIGHT (mm)	LASHING POINTS (pair)
B4320H	2	185/70R13	3,500kg	745 kg	4,300 x 2,000	14'1" x 6'7"	5,530 x 2,000	18'1" x 6'7"	146 kg	366	680	5
B4920H	2	185/70R13	3,500kg	795 kg	4,900 x 2,000	16'1" x 6'7"	6,105 x 2,000	20'0" x 6'7"	154 kg	366	680	5
B4923H	2	185/70R13	3,500kg	860 kg	4,900 x 2,256	16'1" x 7'4"	6,105 x 2,256	20'0" x 7'4"	160 kg	366	680	5
B5523T	3	185/70R13	3,500kg	1,040 kg	5,500 x 2,256	18'1" x 7'4"	6,705 x 2,256	22'0" x 7'4"	168 kg	366	680	7

The above specifications are approximate as our products are under continuous development, so there may be changes and adjustments.



BEAVERTAIL


General Purpose

The Nugent General Purpose trailer is designed to withstand rigorous demands, making it a popular choice for those who wish to combine manoeuvrability, strength and quality with good value for money. Available in a range of sizes, the Nugent GP provides an easy handling option and a cost effective solution.

A reinforced ramp tail door provides strength and extra grip, whilst mesh sides are also available.

Optional Extras:

- Mesh sides
- Aluminium floor
- LED lights
- Full ramp tail door
- Ladder rack
- Rear mesh panel
- Standard tail door
- Spare wheel kit
- Floor lashing points
- Loading gates
- Tarpaulin Cover



**Nugent Dual Drive™
Suspension**



MODEL	AXLES	TYRES	GROSS WEIGHT	UNLADEN WEIGHT	INTERNAL LxW (mm)	INTERNAL LxW (feet)	OVERALL LxW (mm)
G2512-1	1	165/80R13C	1,400kg	400kg	2,520 x 1,270 x 340	8'2" x 4'2"	3,840 x 1,750 x 820
G2512-2	2	165/80R13C	2,000kg	445kg	2,520 x 1,270 x 340	8'2" x 4'2"	3,840 x 1,750 x 820
G3015-1	1	165/80R13C	1,400kg	550kg	3,000 x 1,520 x 340	10' x 5'	4,245 x 1,990 x 820
G3015-2	2	165/80R13C	2,700kg	600kg	3,000 x 1,520 x 340	10' x 5'	4,245 x 1,990 x 820

GENERAL PURPOSE

Utility

The Nugent Utility trailer maintains the high quality that you come to expect from Nugent. Having been designed to cater for a range of uses from agricultural to domestic requirements, they are perfect for towing behind quads or today's smaller cars, where extra capacity is a necessity. Being lightweight, they can be easily manoeuvred by hand and their compact size allows them to be positioned and stored easily.

Small in size but big in capability, the Nugent Utility trailer is available with various optional extras making it versatile to meet every demand.

Optional Extras:

- Perforated side extensions
- Aluminium floor
- LED lights
- Standard rear door
- Full ramp tail door
- Full ramp and lamb door
- Lamb divider
- Loading gates
- Roof rack
- Jockey wheel
- Tarpaulin cover
- Spare wheel kit
- Lock kit



MODEL	AXLES	TYRES	GROSS WEIGHT	UNLADEN WEIGHT	INTERNAL LxW (mm)	INTERNAL LxW (feet)	OVERALL LxW (mm)
U2213S	1	155/80R13	750kg	280kg	2,180 x 1,298 x 360	7'1" x 4'2"	3,347 x 1,745
U2213A	1	20.5x800/R10	750kg	285kg	2,180 x 1,298 x 360	7'1" x 4'2"	3,347 x 1,825

UTILITY

Quad

The Nugent Quad Trailer Range maintains the high quality that you come to expect from Nugent. The trailer is particularly suited for All-Terrain-Vehicles (ATV) / quad bikes and has been designed to cater for a range of agricultural requirements. They are perfect for towing behind quads where extra capacity is a necessity.

The Quad trailers are lightweight so they can be easily manoeuvred by hand and their compact size allows them to be positioned easily. Optional extras are available that quickly turn the Quad trailer into a very adaptable trailer with multiple uses around the farm. Small in size but big in capability, the Nugent Quad trailer offers excellent strength to weight ratio with a maximum gross weight of 360kg.



Optional Extras:

- Aluminium floor
- Full ramp tail door
- Full ramp & lamb door
- Lamb divider
- Rear prop stands
- Lock kit
- Side extensions



QUAD

MODEL	AXLES	TYRES	GROSS WEIGHT	UNLADEN WEIGHT	INTERNAL LxW (mm)	INTERNAL LxW (feet)
Q1710	1	22x11.00x8 ATV	360kg	153kg	1700 x 1010	6' x 3'



DID YOU KNOW WE ALSO DO: Livestock trailers, Horseboxes, Cattle Handling, Bale Handling, Crane trailers and other Agricultural Machinery

Over 30 Years and Counting

Nugent Engineering was founded in 1985 by Sean Nugent. Coming from an agricultural background, he designed and manufactured agricultural products, selling cattle handling equipment to local farmers and distributors.

A distribution network throughout Ireland was established over the next 5 years and the product mix developed to agricultural implements, driven through a demand for strong, robust machinery.

Sons Shane and Damien Nugent joined their father in the early 90's, when the first Livestock trailer was created.

The family business continued to grow, offering a wide range of commercial trailer products to export markets.

In 2017, Nugent opened a purpose built, state of the art trailer assembly facility. This has allowed the company to move from a static build to three fully fledged production lines. This was followed in 2019 by a modern 3,700 sq ft office development and a 10,000 sq ft plate shop extensions with brand new laser cutting facilities.

The Nugent family take pride in their agricultural roots, maintaining the location at the original site, with a strong connection to the local community.

A diverse workforce has developed through expansion sustaining an affiliation with local colleges to create a variety of career opportunities locally as well as welcoming a growing number of skilled multi-national team members.





NUGENT

NUGENT ENGINEERING LIMITED

15 Aughnagar Road, Galbally, Dungannon
Co. Tyrone, Northern Ireland, BT70 2PP

T: +44 (0) 28 8775 8583 (Head Office)
+353 (0) 65 671 9111 (Irl/Eire)
+44 (0) 28 8775 9910 (Spare Parts)

E: info@nugentengineering.com
W: www.nugentengineering.com



@NugentTrailers

NUGENT Distributor



© NUGENT 2020. All rights reserved.

Information is accurate at the time of going to print, however, as our products are undergoing constant development, specifications are liable to change. Please check that your product specifications are correct at the time of order.

Do not reproduce this content without prior written consent from Nugent Engineering Ltd.