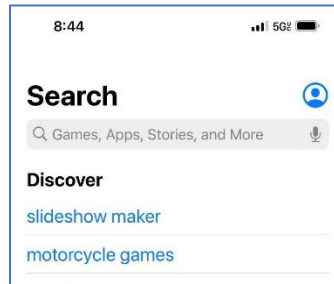


## The Moose Mobile App is now Live

The Moose Mobile App is now live on both Google Play and the Apple App Store. Members can now download the app for free using their iPhones or any android phone. The app includes the new electronic Moose membership card, your Moose membership record, the lodge locator, the General Laws of the Fraternity, as well as instant access to pay dues or sign a new member.

### To Download the App:

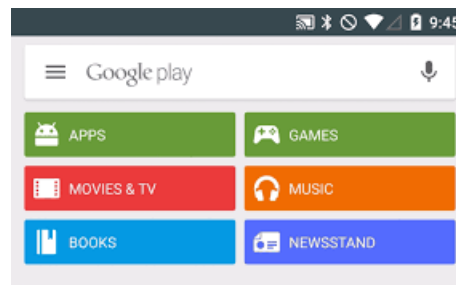
**For an Apple iPhone:** Click on the App Store icon on your iPhone. In the search bar, type



**Moose Membership**. The Moose Membership App should be the first item to appear. (See below) There will be other Moose-related apps that appear but are NOT associated with Moose

International. Click the “Get” button next to the Moose Membership App. Follow the prompts to download and open the App. Log in if you already have access to your Moose “My Membership Record”, or click “Register” if you have not previously created a “My Membership Record.” The Moose Membership icon will stay on your phone and you can access the App for future use by simply clicking the icon.

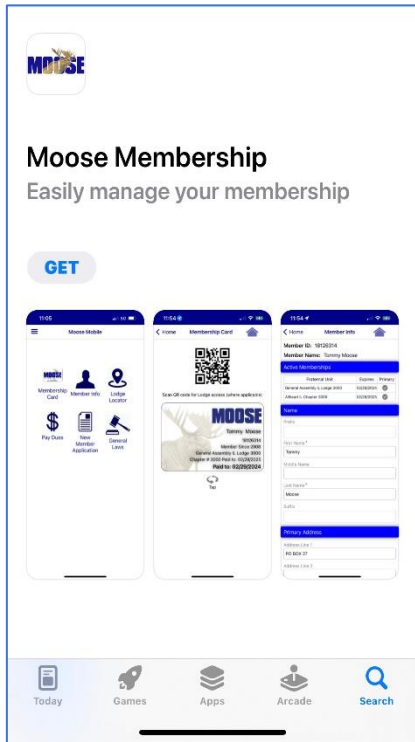
**For any Android phone:** (i.e. Samsung, Google Pixel, Motorola, etc.) Click on the Play Store icon on your android phone. In the search bar, type **Moose Membership**. The Moose



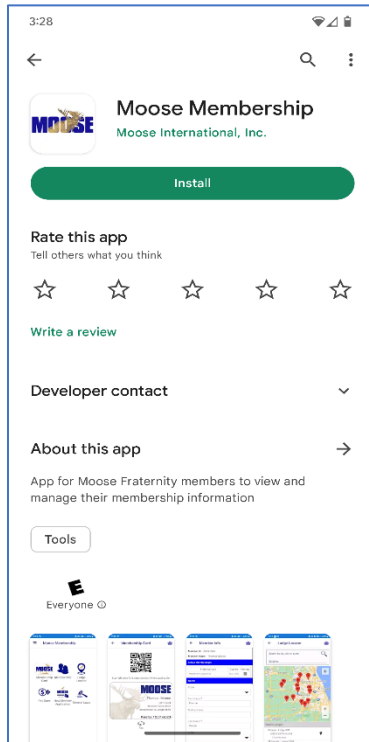
Membership App should be the first item to appear. (See below) There will be other Moose-related apps that appear

but are NOT associated with Moose International. Click the “Install” button next to the Moose Membership App. Follow the prompts to download and open the App. Log in if you already have access to your Moose “My Membership Record”, or click “Register” if you have not previously created a “My Membership Record.” The Moose Membership icon will stay on your phone and you can access the App for future use by simply clicking the icon.

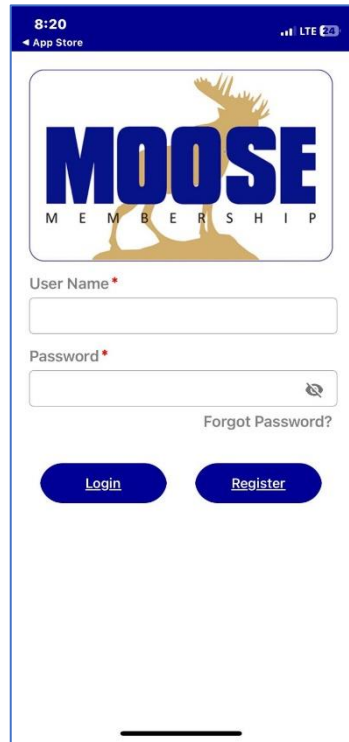
**Note: You will need to have or create a Moose “My Membership Record” to use the app.** This ties the app to your Moose record. If you have already created an account, you will simply be asked to log in when opening the new app. If you have not created an account yet, simply click on the Register link when you open the app for the first time and follow the instructions. See screen shot below.



iPhone App in the App Store



Android App in the Play Store



Log in/Register screen on App