



App Installation Instructions:

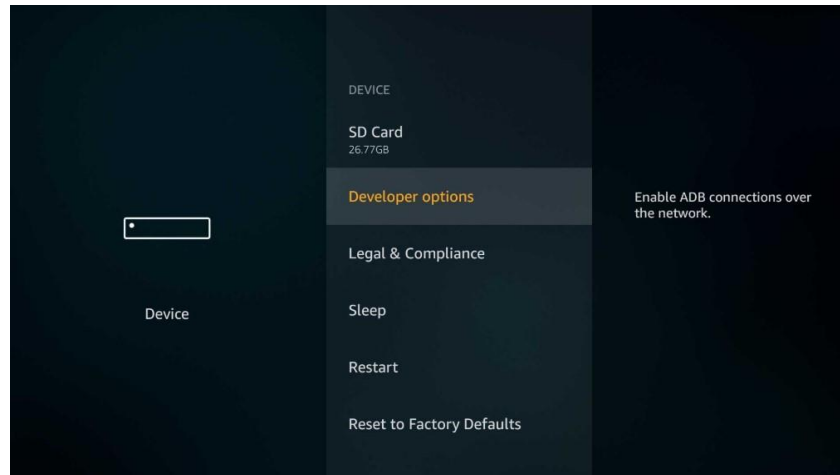
1: From the Home screen of your Fire Stick

- Go to **“Settings”**
- Go to **“My FireTV or Device”**

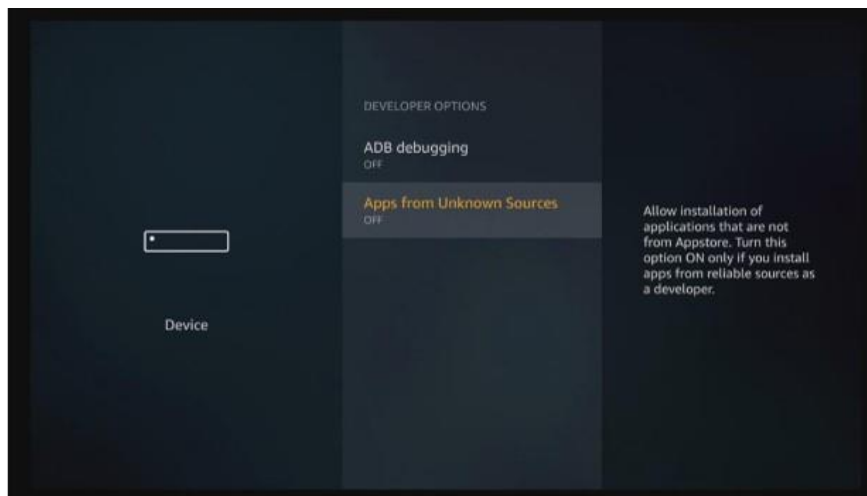




- Go to “Developer Options” **** if new firestick doesn’t have Developer Options, then click on “About” then select “Fire TV Stick” 5 to 7 times and it should appear****



- **ADB Debugging**
 - Change to “ON”
- Turn on **USB Debugging**
 - Change to “ON”
- **Apps from unknown sources**
 - Change to “ON”






- Go to “**Preferences**” under Settings



- Turn off **Device Usage Data**
- Turn off **Collect App Usage Data**
- Turn off **Interest-based Ads**



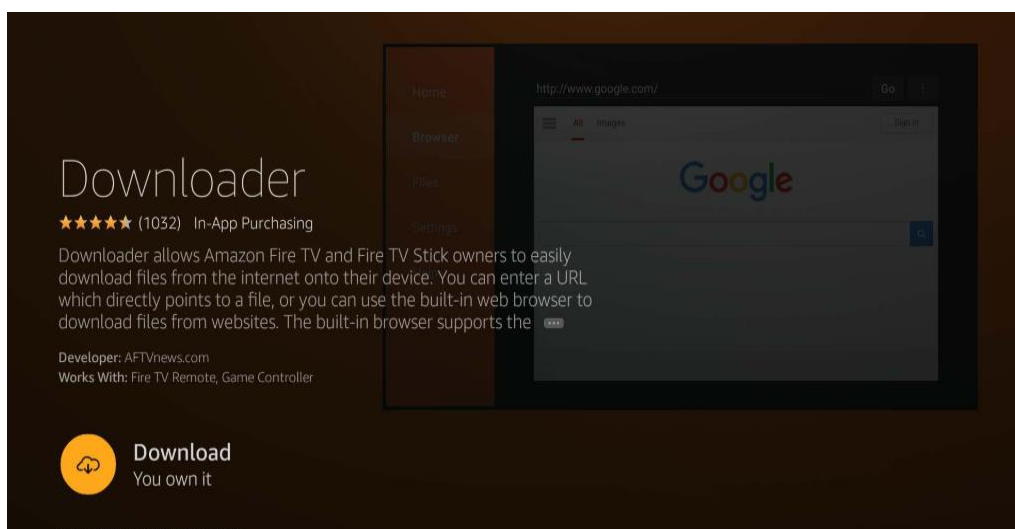
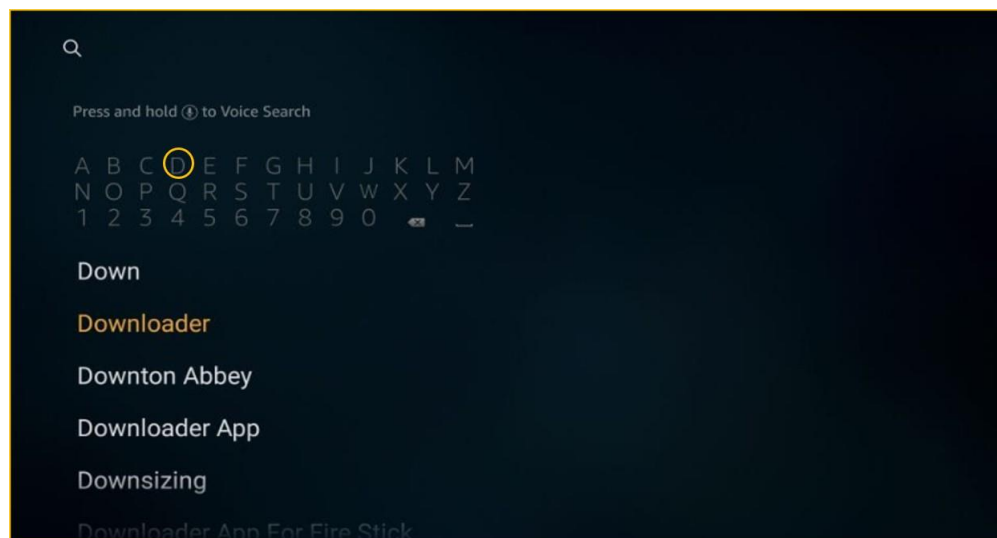
- Return to **HOME** Screen by selecting the “**HOME**” button on the Firestick Remote





****For new Firestick's Downloader must be installed first****

2. Select the search button to the left of "Home"
 - Choose the Letter "D"
 - Then go down and select "Downloader"





If you have previously downloaded “Downloader” check to make sure the “Developer Options” are turned on.

3. Click on the search button at the top left of your home
 - Type in “**Downloader**”

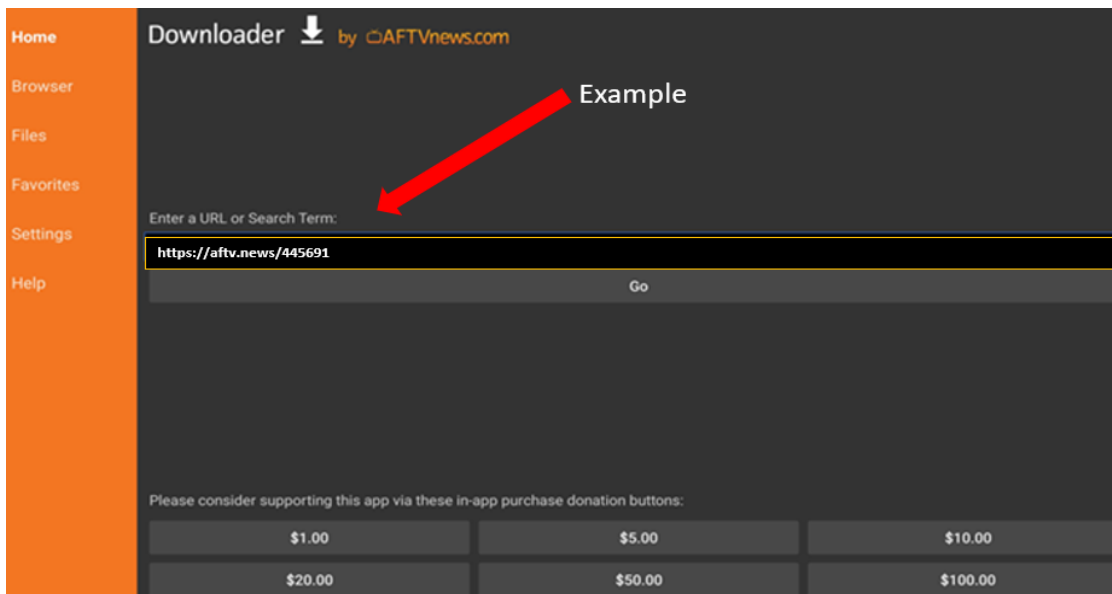


- When complete, select “**Open**”. It will ask you if you want downloader to access files, click **GO**



Xtream TV Pro
P.O. Box 181561
Arlington, TX 76096
(214) 444-4879
Support@xtreamtvpro.com
www.xtreamtvpro.com

- Live TV - Firesticks: type in <https://aftv.news/470051>
- Live TV - Smart TV Code – Fire TV devices, Nvidia Shield, and some Android Box Devices: type in <https://aftv.news/470051>
- Live TV Mobile App Code: type in <https://aftv.news/999185>



When prompted,

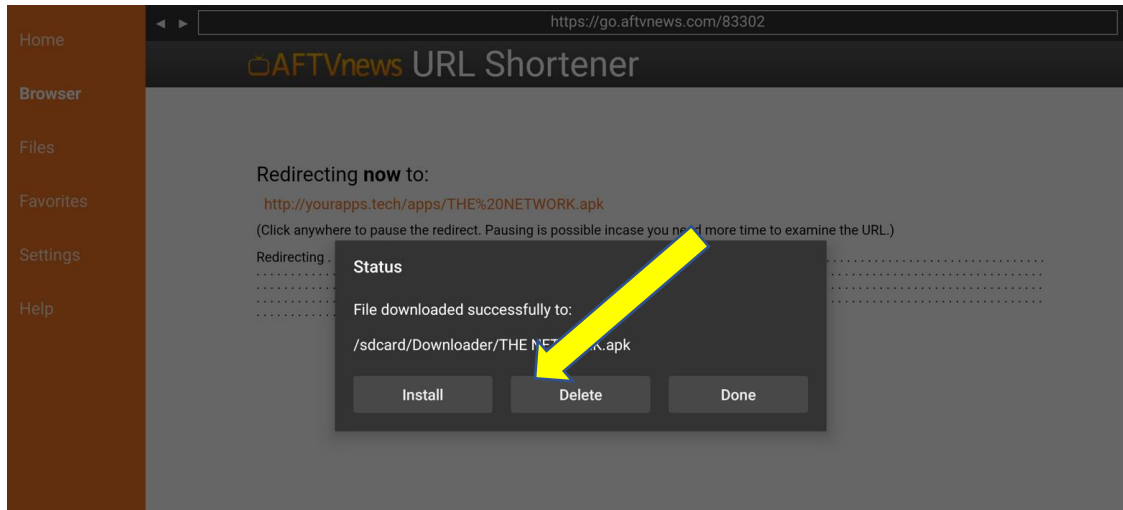
- select **install**



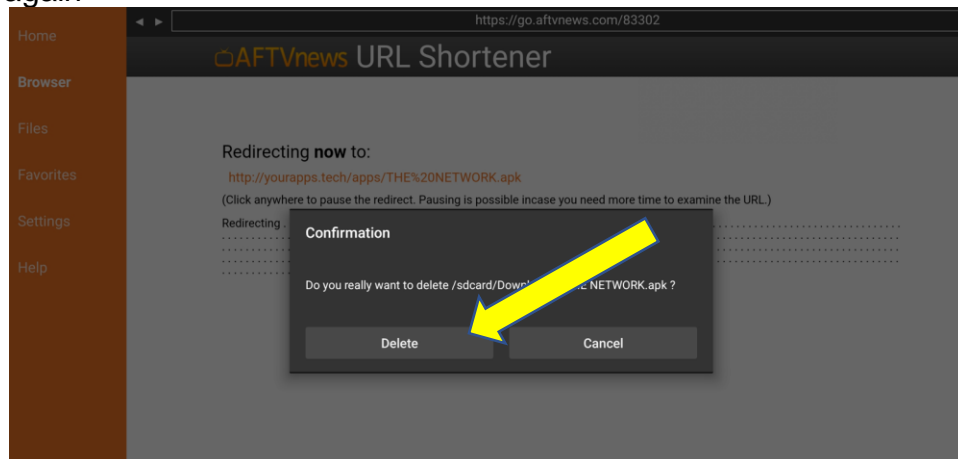
After the “The Network mecca” has installed.

- select **Done**

Select “**Delete**”



Select “**Delete**” again





7. After installing the Network mecca App:

- Go to the **HOME** screen on your Fire stick.
- Go to Your **APPS & Channels**



- Scroll to the bottom and highlight "**The Network mecca TV App**"



- Select the **Menu Button** on Firestick Remote and select Move to Front



Menu Button



8. Launch the Application

Username:

Password:

