

HemaClear®

- Always a Sterile Field
- Superb Exsanguination (95%)
- Less Compression & Greater Accessibility
- Over 1 Million Procedures in 41 Countries

LESS Complications

LOWER Cost



Testimonials

- "HemaClear® is superior to traditional tourniquets in terms of pressure on the thigh. With traditional tourniquets we frequently get bruising in the upper thigh area. Patients will complain of pain afterwards in that region. I almost never get that with HemaClear®. Using **HemaClear®** in over 3000 cases, we've **never had a single complication**.
- Dr. Peter Sharkey - Rothman Institute, Philadelphia, PA
- "I'm very, very impressed with **HemaClear®** including its predictable exsanguination and **zero complications**. Our staff saw the advantages within one or two uses.
- Mr. Rhidian Morgan-Jones FRCS (Tr&Orth) Consultant Orthopedic & Trauma Surgeon, Cardiff & Vale NHS Trust, Wales



ORDER NOW from Orders@HemaClear.com		
Product	Cat#	Units/Case*
SMALL Pink	PRH-028-PI-01A	10
MEDIUM Yellow	PRH-040-YE-01A	10
MEDIUM Red	PRH-040-RE-01A	10
MEDIUM Green	PRH-040-GR-01A	10
LARGE Brown	PRH-060-BR-01A	10
LARGE Orange	PRH-060-OR-01A	10
LARGE Blue	PRH-060-BL-01A	10
XLARGE Black & White	PRH-090-BW-01A	10
Model A - Foot & Ankle	PRH-032-MA-01A	12
Model F - Forearm	PRH-035-FA-01A	25

*HemaClear® is sold per case

USA

OHK Medical Devices, Inc.
2885 Sanford Ave. SW #1475, Grandville, MI 49418
Tel: +1.866.503.1470 | Fax: +1.866.430.6132

EU REPRESENTATIVE

MedNet GmbH
Borkstraße 10, Münster 48163, Germany
Telefon: +49 (0) 251 32266-0 | Telefax: +49 (0) 251 32266-22

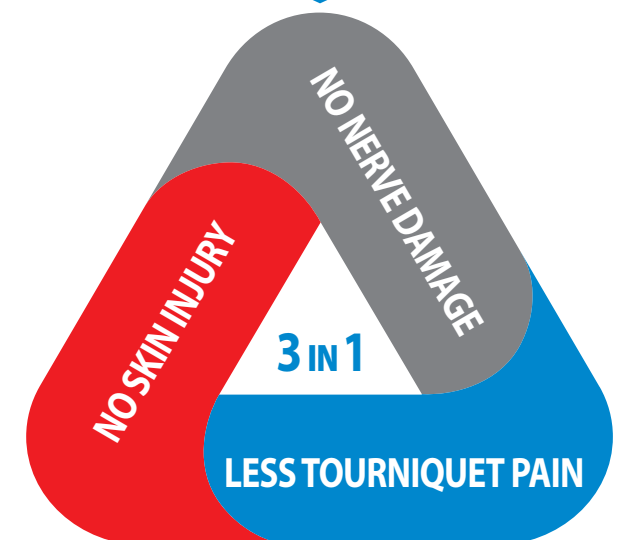

info@hemaclear.com | www.HemaClear.com

HemaClear® is Protected by US and International Patents
HemaClear® is FDA Listed and CE Marked

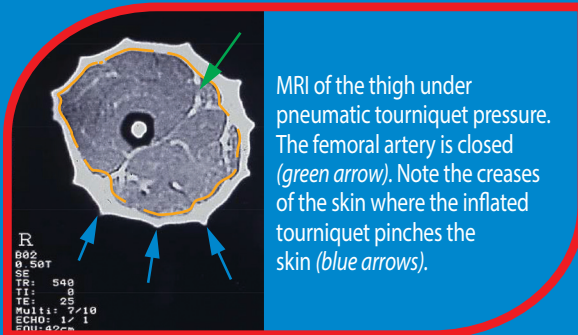


HemaClear®

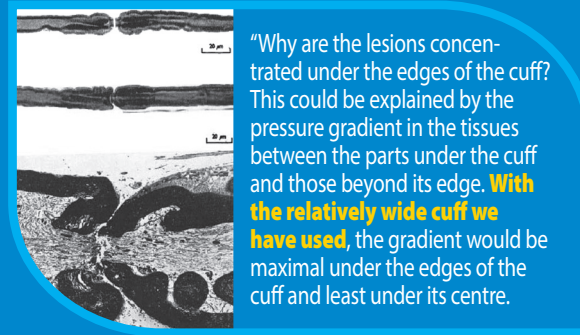
SAFER Sterile Tourniquets



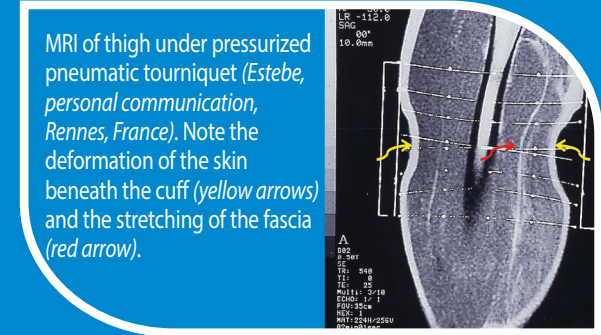
NO SKIN INJURY



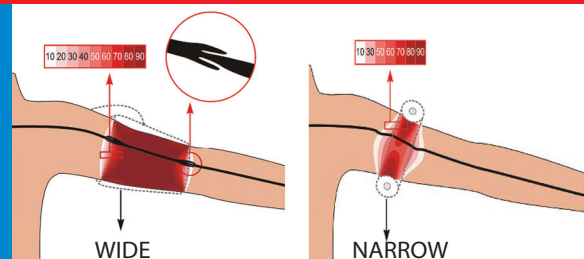
NO NERVE INJURY



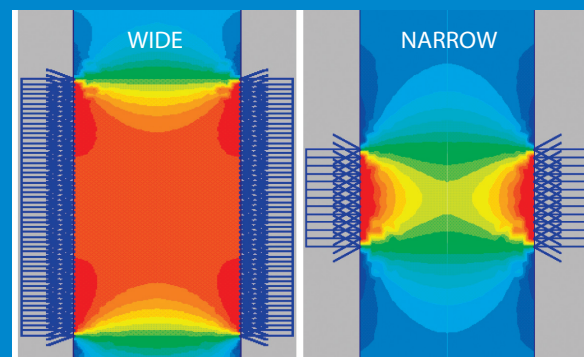
LESS PAIN



Tourniquet Risks AVOIDED with HemaClear®



Squeezing of a long segment of nerve by the wide pneumatic tourniquet (left) causes nerve elongation and telescoping. This does not happen with the narrow HemaClear® (right).



Pressure fields in a limb beneath a wide pneumatic tourniquet (left) and a narrow HemaClear® (right). Note the extent of tissue compression with the pneumatic tourniquet.

HemaClear® Placement

Use of HemaClear® minimizes post-op tourniquet pain by its smaller footprint, lesser applied force, and less tissue compression, and deformation. Also, because it can be placed on less muscular limb positions, as shown in diagram. (Right) BLUE: Correct sites. (Left) RED: Wrong positions

