



USER GUIDE

www.Prepsleeve.com

PrepSleeve® is a limb enclosure system with inner rough surface for effective disinfection and scrubbing in the pre-op setting .



1. Open the pouch and remove the sleeve.

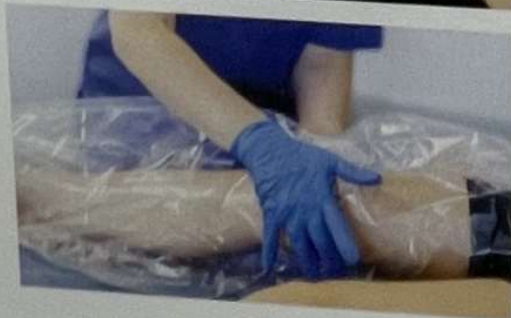
2. Pour 100-150 cc of the disinfectant liquid of your choice into the sleeve (Warning: verify any allergy or hypersensitivity of the patient to the liquid before using).



3. Use the handles to place the PrepSleeve high on the patient's limb. Tighten the strap to secure the proximal end of the sleeve.



4. Rub manually for 2-4 minutes to spread the liquid over the entire limb skin surface (may repeat as needed). For effective scrubbing verify that the liquid completely coats the skin, including between the toes/fingers.



5. PrepSleeve can stay on the limb for the entire duration of the scrubbing procedure, according to the instructions of the disinfectant's manufacturer.



6. When ready, drain the liquid to the distal compartment of the sleeve and tighten the distal strap.



7. Once in the OR, cut the sleeve open longitudinally by peeling off the seam along the sleeve.

Lift the limb by grabbing the toes/fingers with a sterile towel; remove and discard the sleeve, and proceed with the draping. If desired, use a sterile towel to dry the limb.

Warnings:

1. Do not over-scrub delicate skin.
2. Verify allergies and hypersensitivities.
3. When used on damaged/injured skin, some disinfectants may be irritating.
4. Remove promptly and rinse the skin if signs of irritation develop.

Storage conditions




Latex Free



single Use



7°-28°C | 45°-83°F



Humidity <60% RH



The use of PrepSleeve:

- Guarantees uniform and complete coating of the limb with the disinfectant liquid of your choice, including between fingers/toes.
- Reduces OR time and anesthesia time.
- Avoids the need of an extra assistant for the holding the limb during scrubbing, and the awake patient can collaborate in this process.
- Prevents skin cooling due to disinfectant evaporation.

ORDER NOW from your local distributor			
Part Number	Size/Colour	Internal dimensions (cm)	Units per case
PR-PS-XL-10	XL - Black	110 x 90/74	10
PR-PS-LA-10	Large - Orange	110 x 78/66	10
PR-PS-ME-10	Medium - Yellow	78 x 55/48	10
PR-PS-ME-10	Small - Pink	55 x 30/28	10



USA

OHK Medical Devices, Inc.


2885 Sanford Avenue SW
#14751 Grandville, MI 49418
Tel: +1.866.503.1470
Fax: +1.866.430.6132
Email: info@hemaclear.com



MANUFACTURER

Oneg HaKarmel Ltd.

4 Etgar St., Tirat Carmel, 3903214,
Israel
Tel: +972-4-824-2369
Fax: +972-4-834-6753
Email: info@hemaclear.com



EU REPRESENTATIVE

MedNet EC-REP GmbH

Münster 48163,
Germany Borkstraße 10
Tel.: +49 (0) 251 32266-0
Fax: +49 (0) 251 32266-22