

FASTEST BUILT HOMES,  
HIGHEST QUALITY,  
ECO-FRIENDLY,  
100% CUSTOM,  
SUSTAINABLE,  
AFFORDABLE



# Inter-Locking Building System

# CSP HOMES

CONCRETE STEEL INSULATED PANELS

[WWW.UPSBUILD.COM](http://WWW.UPSBUILD.COM)  
[INFO@UPSBUILD.COM](mailto:INFO@UPSBUILD.COM)  
[@UPSBUILD](https://www.instagram.com/UPSBUILD)

[WWW.CSP.HOMES](http://WWW.CSP.HOMES)  
[INFO@CSP.HOMES](mailto:INFO@CSP.HOMES)  
[@CSPHOMES](https://www.instagram.com/CSPHOMES)



# Concrete Steel Insulated Panels - are used to construct entire structures including Floors, Walls and Roofs.

**C = Cement Fiber Boards** make up our "Exterior and Interior Wall Panel" Skins, (envelope). No Drywall needed.

**S = Structural Galvanized Steel** makes our "Panel-Internal Framing" (much like wood 2x4's), but much stronger. Each 2' x 10.17'ft panel can exceed Loads over 9-Tons (18,000-lbs).

**I = Insulated Foam-Crete Core** patented. 5.12" inches of Strong, Lightweight, Insect, Mold, Water and Fire Proof Insulation. With a high insulation R-Value per/inch. We mix Concrete with HD-Foam, and Aero-Gel and Vacuum-Aerate the Mixture. This creates a Rigid Structure with millions of Micro-Vacuums-Air Pockets that work to trap heat. This prevents heat on the interior or exterior walls from passing deep into the panels. **I in CSIP also stands for = InterLocking Quick Connect System.**

**P = Panels;** our Patented Panels have a 360° Galvanized Steel "Exo-Frame" with a Male & Female Quickconnect InterLock and Quick-Slot System. Our 5.75" Thick Panels Slot, Click & Lock together easily & securely. This system allows anyone (without mechanic training or tools), to build a full home in days, instead of months, and with little to no building skills.

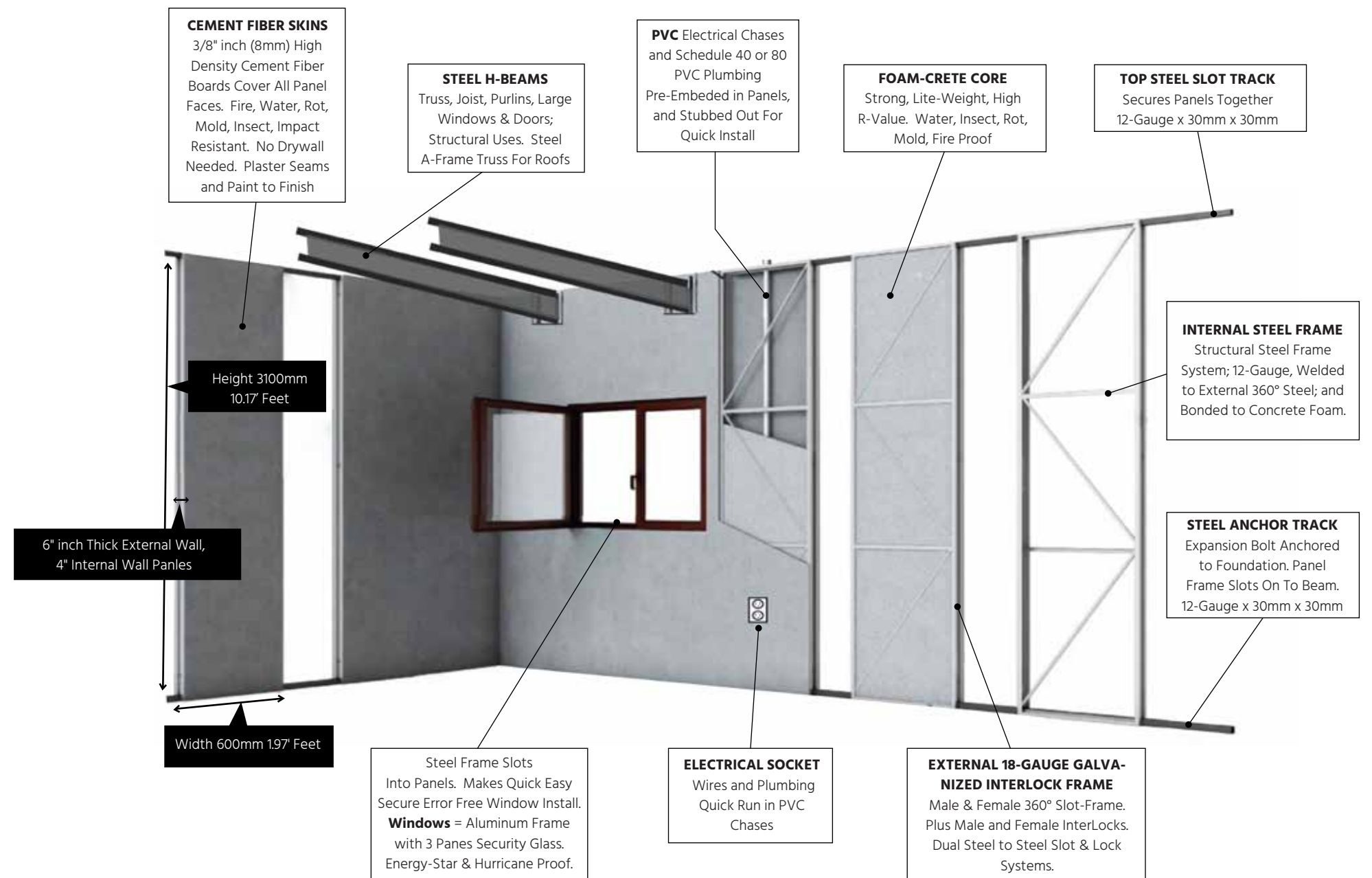
If you can lift weight, use a screw-gun, and build with Lego's, you can build a house with our C-SIP's. Our Panels Quickly and Easily InterLock Together To Construct Floors, Walls, Ceilings, And Roofs.

ECO-FRIENDLY with ZERO WOOD



## C-SIP INTERLOCKING BUILDING SYSTEM

### Decomposition Drawing







## PRODUCT OVERVIEW

- 100% Eco-Friendly and Sustainable - No Wood - Made 100% From Earth Crust Minerals - Dirt & Ore's.
- Exceeds All - California - Title 24, CBC, FBC, National Energy Standards, Green, Energy Star, LEED.
- 100% Customizable - Any Size, Any Shape, Any Style, Any Color, Any Finish, To Meet Any Market.
- If You Can Dream It, We Can Deliver It Directly To Your Jobsite In 60 - 90 Days.
- Every 1000-Square Feet Takes 8 Unskilled Workers 3 Days To Construct A "Full House" (walls, floors, ceilings, beams, roofs, windows, doors, partial plumbing/electrical).
- PVC Plumbing and Electrical Are Pre-Fabricated Into Our Panels, Based Upon Your Home's Design, **Saving Thousands of Dollars In Skilled Labor, Materials, and Time.**
- A-1 Rated Fire-Proof, Earthquake, Hurricane, Water, Insect, Rot, and Mold Resistant.
- 14-Year Proven German, Chinese, and Japanese Technology - Improved and Re-Engineered To Meet The North American Market and Standards - Now Certified In 100% Zip-Codes Including Los Angeles and Miami.

## SPECS

- STRUCTURAL LOAD** : Each Individual (2' x 10' Foot) Panel Is Engineered To Withstand Over 9-Tons (18,000-Lbs) of Axial Load, using (Q235/A36) 18 and 12-Gauge Steel Frames.
- FIRE-PROOF** : Class A - Type 1 Construction = Noncombustible Material (Concrete & Steel).
- SMOKE PROOF** : Class S-0 = Smoke Production ZERO | D0 = Droplet Generation ZERO.
- EARTHQUAKE** : Resistance Rated to Withstand Earthquakes of Richter-9 with = Seismic DC = F
- WIND** : Resistance Exceeds Florida Hurricane and F3-Tornado Wind Ratings Over 200-mph Winds.
- WATER** : Near-Zero Water Absorption - No Water Deformation or Damage in Aged Testing.
- SOUND** : Less -60-db Decibels - (exceeds concrete brick foam alone), by Combination Of Layers.
- R-VALUE** : 6" Thick Exterior Wall Panel = (5" of Foam-Crete Core). Roofs Exceed R-60  
4" Interior Wall / Ceiling Panel / Floor / Roof Panel = (3" of Foam-Crete Core). Walls Exceed R-21
- THERMAL and INSULATION** : High Thermal Insulation; Low Thermal Conductivity, Large Thermal Mass Dispersion. Our Product By Default Creates Air-Tight Boxes - Dramatically Reducing Energy Needs.
- CLEAN-AIR** : Emit Zero VOC's or Gas, Made From Earth Crust Minerals - Using ERV's To Cycle Fresh Air.
- CEMENT FIBER BOARD SKIN** : Our Panels Are Sealed with 3/8th" inch (8mm) Thick Boards. No Drywall Needed, Just Fill Any Small Gaps With Foam, Then Plaster and Mesh Tape Seams, then Paint.
- PEST, ROT and MOLD FREE** : Our Panels and Framing Systems Are 100% Wood-Free, Meaning They Are Fully Resistant To Insects, Rot, and Mold Growth - With No Organic Materials To Feed On.
- LIFE SPAN** : Engineered To Exceed The Life Of Wood, Steel, Brick, Foam, and Concrete Homes.
- EXTRA STRUCTURAL FRAMING SUPPORTS** : Industrial Grade Q235/A36 Galvanized Steel H-Beams For Truss, Joist Columns, Large Openings. 12-Gauge Steel Tubes and Beams Used For Additional Support Where Needed such as; Truss, Roof, Joists, Purlins, Columns, Standard or Small Size Windows & Doors - See Photos.

**HIGHEST QUALITY** : CSIP Panels Exceed the Quality of Wood, Steel, Brick, Foam, and Concrete. We Achieve This Goal By Combining The Best of Each Building Material in Exactly the Right Proportions in Our Factory. We Beat Other Material Costs by Least 10%, but **Our Real Super Power is Time and Labor Saving of Up To 70%.**





**FASTEST BUILDING SYSTEM.  
14 YEARS COMPANY.  
BEST SERVICE**



# Modern Home

**5 Days + 9 Non-Skilled Workers  
Build 2562 Square-Feet 2 Story**



**Any Style, Any Size, Any Shape,  
Fire Proof, Hurricane Proof,  
Water Proof, Rot, Mold, Insect Proof.  
100% Customizable, Any Finish**



The Fifth day finish all the roof panel of the house. Totally we use 9 workers to build this *CSIP* house with 238m<sup>2</sup> (2562sq.ft).



**ANY STYLE,  
ANY SIZE,  
ANY SHAPE,  
ANY FINISH,  
HOME or BUILDINGS  
100% CUSTOMIZABLE**



**2 Story Villa  
Build 109**



**12' Foot Tall, Single Story Ranch**  
ANY HEIGHT  
Windows and Doors are Steel  
Pre-Framed For Quick Secure  
Error-Free Slot-Drop-In Install.



**ANY STYLE, ANY SIZE, ANY SHAPE, ANY FINISH**

**Simple, Affordable, Fast, Made To Last**

**MODEL : Savannah  
Modern Farmhouse  
2997 sq-ft  
4-Bed 4-Bath**

**Price : \$287,000  
Delivered To Site**

**NOTE: Delivery Surcharge May Apply**





# Patented Inter-Locking Plug-n-Play System With Foam-Crete Insulating Core

Exterior Wall Panel  
5.75" Inch Thick

Interior Wall Panel  
3.78" Inch Thick



**PANEL THICKNESS:** Exterior Walls 6" Inch Thick with roughly 5" inches of our Patented Foam-Crete Core. Our Interior Walls are built with the same Steel, but have a thinner layer 3" Inches of our Internal Concrete Foam.

**ABOVE:** Top and Bottom 1.18" Square Steel Slot Beam.



**Patented InterLocking System** Male & Female Quick Connect Steel Hook System.

**Patented Internal Concrete Foam Core** (Strong, LightWeight, Fireproof, Highest R-Value Insulation Ratings).





DEVELOPER :  
Papaya Development

FULLY CUSTOM  
MADE DOORS and  
WINDOWS

10 Non-Skilled Workers  
9 Days To Assemble



MODEL : Baby Papaya - 3022 sq-ft

Saugatuck - Douglas - Lake Michigan 2024





# STRUCTURAL BEAMS

**All Beams, Joists, Truss, Columns, Purlins, Window & Door Frames, are Steel. Pre-Assembled at Our Factory, Bolted Together on Site - Panels Also Work As Truss**



**Unit With A-Beam Truss,  
H-Beams Truss,  
And Front & Back Truss Panels**

**A-Frame Arched Roof Truss Direct From Our Factory**



## Pitched Roof Steel Truss Or Purlins 100% Wood-Free

Industrial Galvanized Steel H-Beams are Used For Structural Supports, Large Doors, Large Windows, Joists, Truss, Garage, Balconies, Stairs, Framing.



**H-Beam Large Openings and Joist - Truss**



**3 Days Finished the Ground Floor, Beams, and 30% of the 2nd Floor**



## GARAGE DOORS



**STANDARD TYPE** : Steel Security, Aluminum, Glass, Insulated, or combination of these.

**DESIGN** : Classic or Modern, Any color, style, design, finish, size. See photos.

**STANDARD GARAGE SIZING or Over Sized Custom Doors:** 20% taller and wider than standard US doors.

**INSULATED DOORS** : Greater Than R-25 - 50. Glass U-Factor Ratings : -0.30, or lower.

## ROOFS

### Panels Laid & Bolted Across H-Beams or Pitched A-Frame Steel Truss or Purlins


We use our CSIP concrete steel insulated panels for every part of your house (unless specified otherwise). Our panels are used to construct the walls, floors, roofs, and ceiling. We are 100% wood-free construction, and we use Heavy Industrial Steel I-Beams, or Steel Beams for additional structural supports. See photos for visual illustration. Pitched Roof Framing is delivered Pre-Built, Saving Labor. We supply the Roofing finishing materials of your choice. Our preferred roofing option is our Steel Insulated Interlocking Roofing System, it allows for double insulated roof, while increasing speed of install and quality of roof.

**ATTIC SPACES** : Our Panels with our Steel Framing Systems allows for large open areas that are Fully Insulated. If desired, this allows attic space to be legally converted into livable or usable space at any time.

**ROOF STYLES** : Any Style, Flat Modern, Pitched to Any Angle, Angle Flat Roofs, no limitations to roofing design or styles. Certain Designs allow for Larger Attic Livable Spaces. While certain designs have limited to no attic space. Always let us know if you desire usable Attic Space.

**ROOF MATERIALS** : Most standard roofing material can be fastened to our roof panels. We supply the roofing material of your choice. First : Seal Panel Gaps; then roll on Waterproof gap filler, then Lay water-proof sheathing over our panels, then directly install the roof covering of your choice over our panels. Asphalt, Composite Shingles, PBU or PBR Panels, Aluminum or Steel, Metal Shingle Roofs, Wood Shingle or Shakes, Concrete Tile, Clay Tile, Rolled Roofing, Built-Up Roofing (Bur). Certain Roofing Options require different installation methods and fasteners.

## Steel InterLocking Insulated Roof Panels





# WALLS and CEILINGS

**INTERIOR : NO DRYWALL NEEDED.** Our panel walls are finished on the inside and outside. You paint them, or cover them with any standard finishing materials, regular paint, texture paint, tile, wood, veneer, vinyl, stone, rock, stucco, paneling, plaster, paper, etc. Some of our favorite materials are our WPC boards and our Flexible Real Stone Cladding. We supply any finishing materials of your choice and many to choose; from paint to ultra high-end Siding Options. Sample Stone Paint Example - Water Fire Proof



**HOA's and EXTERIORS :** Finish your exterior with any standard style you love. Meet and Exceed 100% of HOA Rules, Codes, Standards. Our panels are finished smooth Cement Fiber Boards. Many luxury home builders pay large sums of money to make smooth finished concrete exteriors. Our panels are delivered this way. You can paint them, or cover them with any standard finish Siding Veneer Materials, Wood, Vinyl, Stone, Rock, Stucco, Metal, Paneling, etc. We supply the finishing materials of your choice.



## ANY STANDARD OR CUSTOM CEILING OF YOUR CHOICE.

**STANDARD:** Ceiling Height = 9' ft, (108"), or (2743mm) from floor, but can be any height up to 16' feet.

**MATERIAL TO FINISH CEILINGS :** Large and Medium Size Gypsum Board (drywall). Flat, Smooth, Outer, Recessed, Outer Dropped, Sloped, Vaulted, Raised, Tray, Coffered, Coved, Beamed Exposed Ceilings, Metallic Tile, Wood Plank Tile, Foam Tiles, PVC, 3D Tiles, Suspended Dropped Ceiling, Styled LED Light, Outer Dropped Design. Kitchen Lighting, well planned, over Island, over Counters, Pantry, and Dining Areas. We supply the Ceiling and Wall Finishings Of Your Choice.



## OUR WINDOWS AND DOORS ARE TOP QUALITY

Windows, Doors and Roofs are Pre-Framed and Use Steel Slots Track Beams To Quick Lock Directly Into Our Panels For Quick, Highly Secure, Error-Free Installation.

ENERGY STAR COMPLIANT  
EUROPEAN OR AMERICAN STYLE FRAMES  
HIGHEST THERMAL RATINGS  
IMPACT SECURITY GLASS



- \*Hurricane Proof
- \*Highest Thermal Energy Insulation
- \*Modern Design
- \*Robust Aluminum Frames
- \*German Hardware
- \*4 Layers Of Glass
- \*Tempered, and Laminated for Highest Security
- \*Argon Gas Air-Gaps
- \*Theft Proof Glass





## Wood Alu-Clad Germany Windows and Doors System

### Imagine Nearly Infinite Possibilities

The beauty of Doorwin [W+] Collection products is found in every thoughtful detail that, when combined, can completely transform how a room feels. Its extensive selection of shapes, styles, sizes and options means more flexibility to meet any design challenge. And if you can't find what you're looking for, we can help you make nearly anything you can imagine.

## WHEN WALLS BECOME DOORS

[Request A Free Quote Now!](#)

### DOORS BY TYPE



LIFT & SLIDE DOORS  
14 products



BI-FOLD DOORS  
16 products



PIVOT DOORS  
9 products

## Our Exclusive Ultra-Narrow Frame is

**35%** Slimmer Than  
The Regular Frame.



Ultra Narrow  
Frame

Regular Frame



Regular Frame

More  
Narrow

Ultra Narrow Frame

## WINDOWS DOORS AND SIZING

All Windows and Doors are custom made to order, so while we can produce any size, we also offer standard sizing and styles.

**NOTES :** Steel Frames Are Custom Built For Each Window For Quick And Easy On Site. Installation. Smaller windows and door frames, under 4' (48") wide are usually built directly in to our panes. Larger windows and doors use our 5" x 5" x 12 Gauge Square Tube Steel Framing, and Extra Large doors may use our H-Beams such as in use with Garage Door Openings.

Making install for windows and doors fast and easy.





**100% CUSTOM**  
**OVERSIZED**  
**SECURITY**  
**FIRE PROOF**  
**ANY STYLE**  
**ANY SIZE**  
**ANY MATERIAL**

**Doors are Pre-Framed and Use Steel Slots To Quick Lock Directly Into Our Panels For Quick, Highly Secure, Error-Free Installation. Hardware Supplied. Steel, Aluminum, Wood, Glass, or Any Combination.**





**Giant 16' Foot Window or Door Frame**

**Inter-Locking Top To Stack More Frames On Top For 2nd - 3rd Floor Windows**

**Error Free Install**

**Inter-Locking Sides Slot Into Our Panels**

**100% Customizable**

**Robust Design**

**Simple Inter-Locking Design**

**Allows Anyone To Build Error Free**

**Building Blocks That Simplify Construction**

**H-Beam Drop and Slot Right Into Beam Pocket Beams Slot For Floor or Flat Roof Panels**

**A-Frame Truss Bolts To Top Of Panels Roof Panels Roll InterLock Bolt To Truss**

**Use Expansion Bolts To Secure Window or Door Frames and Base Track To Foundation**

**Anchor Plates**

**Base Track**



# ELECTRICAL

**Electrical PVC Conduit Chase Pre-Run In Panels. Allows Quick and Easy Wire Running, Sockets & Switches**



Electrical Conduit Pipes Are Embedded In Wall Panels Where Required. Gray-Electrical SCH-80 PVC.

Architect & Engineer Designed Mechanicals.

**Cut Hole in Panel Wall With Basic Angle Grinder Tool, Pull or Fish Wires in PVC Conduit, Connect and Mount.**



**NEW WORK & OLD WORK:** At any time, you can Cut Hole, Pull In Wires, Mount Electrical Box.

**PLUMBING:** You can also later later cut a hole and run Plumbing, PEX, anywhere Up/Down on panels, and plaster over the holes, seal, sand and paint walls.


**NEW WORK:** ANYTIME, CUT HOLES, ADD NEW WORK, PATCH.  
You can also run piping and wires in ceiling space, same standard homes.

**PLUMBING & ELECTRICAL & HVAC:** All work the same, but can save time, labor and cost if we Pre-Engineer PCV into panels for easy work





This is designed for washing machine outlet box



# PLUMBING


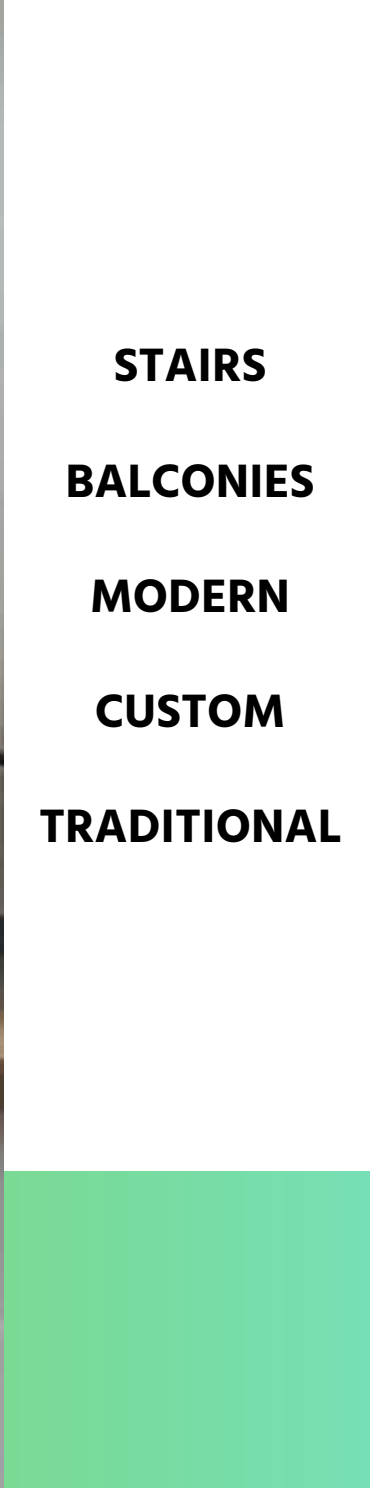
Any Form of Plumbing can be Pre-Engineered Into Our Panels. PVC, Metal, Flexible, or Chases. Makes for Quick Easy Connect On Site. Or Pulling Flexible PEX Piping. SCH-40/80 White Water PVC Pipes. Black SCH-40 Drains & Vents. Architect & Engineer MEP Designed.

Cut Panels to Access PVC Anytime, Then Plaster and Paint To Cover.

Drain & Vent Pipes Embedded Inside Panels for Quick Connect







**ANY STYLE, ANY SIZE, ANY SHAPE, ANY FINISH**



### TOP STEEL TRACK BEAM

Steel Track, Slots Directly Into Steel Panel Frame Top-Slot. Securing Across Panel to Panel. Screws Used to Secure To Panels. 30mm X 2.5mm Galvanized

### MALE & FEMALE SLOT

Steel Frame Slot System, Simple, No-Skill Needed Instant Assembly. Slot Fits Panels Together Tight. Steel To Steel Connection & Bolted.

### EXTERNAL STEEL 360 FRAME

Galvanized Steel Creates Rigid 360 Structural Frame. Welded to Internal Steel Frame & Bonded To Concrete Foam. Also Forms Slot Tracks For Top, Bottom & H-Beams.

### CEMENT- Panel Skin Interior & Exterior Walls

Highest Quality Walls, Cement Fiber Boards 3/8" (8mm) Thick. Fireproof, Excelent Impact Resistance, Water-Proof, Rot, Mold, Insect, Sound Proofing.

### CONCRETE FOAM CORE - INSULATION

Our Patented Concrete Foam Core. Strong, Lite-Weight, Fireproof, Rot, Mold, Insect Proof. With Worlds Highest Thermal Insulation Rates. Our 5.75" inch Thick Panels Have R-102 Rating Insulation, Industry Best.

### INTERLOCK MALE & FEMALE

Instant Fastening System, Panel To Panel Lock Connection. Simple, No-Skill Needed, Instant Assembly, Lock Fit. Steel to Steel Connection. Locks Panels To Each Other. Our Patent Quick Connect Lock.

### BOTTOM STEEL ANCHOR TRACK

Steel Track, Panels Slot Directly Onto, Locking Panels To Foundation. Steel to Steel Connection, Screw Bolted To Panel. 30mm X 2.5mm Galvanized

### 8" EXPANSION BOLTS

Steel Bolts, Drilled, Epoxied, Cemented, Expanded, Into Concrete, Steel, Wood Foundations. Locks Bottom Steel Track To Foundation. For Wind and Earthquake Proofing.

Illustration  
of  
Panels

**Simple  
Affordable  
Fast  
Built To  
Last**



**The Highest Quality,**

**Most Sustainable,**

**Most Eco-Friendly,**

**Fastest Building System,  
Homes On Earth**



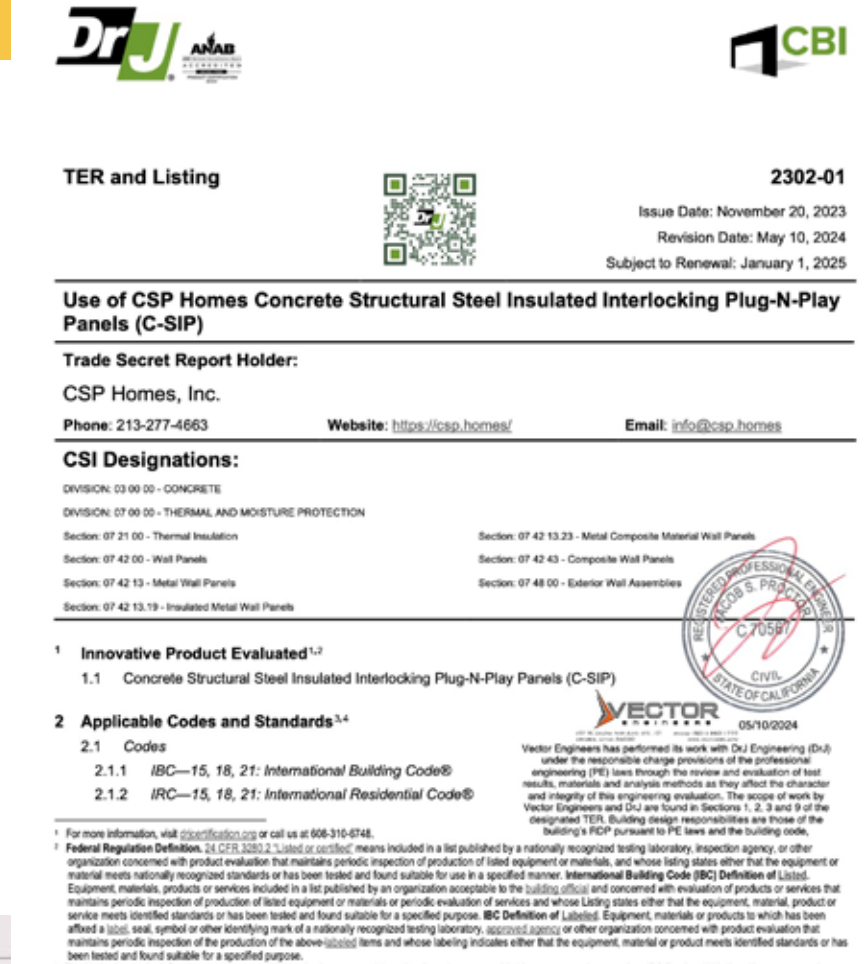
**9-Workes, 5-Days, 3-Tools, 2-Machines, Zero-Waste, 2562 sq-ft**

**If you can dream it, we can deliver it to you in 60 days. By day 70 - 90 you can move in. Higher Quality, at a More Affordable Price.**



**Dr J**

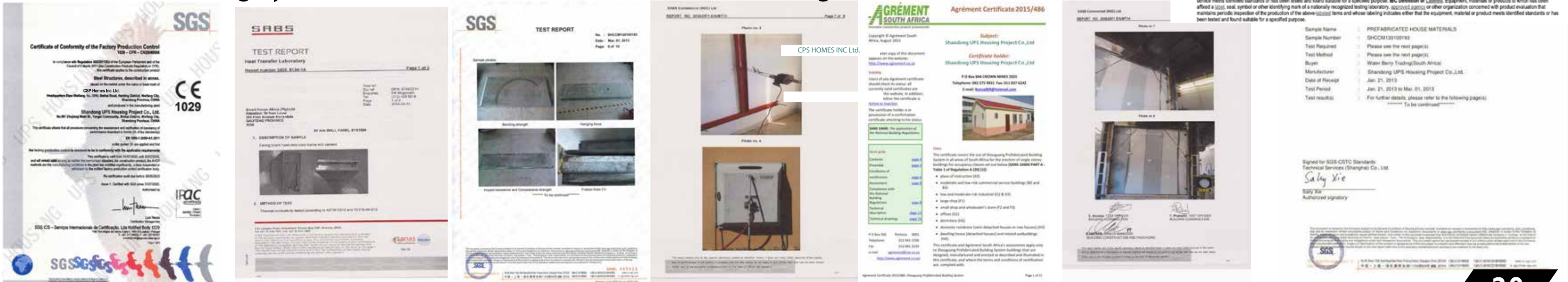
Intertek ETV Intertek EMI



## Our Panels are Tested and Certified in many countries.

DrJ and InterTek are Worlds Leader in Building Materials Testing, Certifications and Listings.

The C-SIP Building System Is Certified In All 50 USA States Including LA and Florida Since 2024.





# IBS Build Show 2024



**CSP and Build Show Teams**



**Plug-n-Play  
Building  
System**

**SIMPLE  
AFFORDABLE  
FAST  
BUILT  
TO LAST**





# FLAME THROWER

**VS**

## C-SIP Building System

**After Many Blasts and Gallons of Gas,  
Flames For Over 1 Hour Straight,  
Charring Wipes Off With a Finger or Rag**

**VIDEO YOUTUBE :** [www.youtube.com/@CSPHOMES](http://www.youtube.com/@CSPHOMES)



**A1 - Non-Combustable Materials  
No Damage From Fire  
Inside or Outside of Your Home**

**Walls, Floors, Roofs, All Fire-Proof**







**Seeing Is Believing**

**Single Family  
2 & 3 Story  
Mixed Use**



ANY STYLE,  
ANY SIZE,  
ANY SHAPE,  
ANY FINISH,  
HOME or BUILDING



**4 Story  
Industrial  
Building**

**25,000 sq ft  
9 Guys  
21 Days**

**100%  
C-SIP  
Building System**


**Our Black and  
Tan Stone Paint  
Creates Real Stone Walls**





# Design & Floor Plans

WORLD'S ONLY  
ALL-IN-ONE  
PLUG-N-PLAY BUILDING SYSTEM

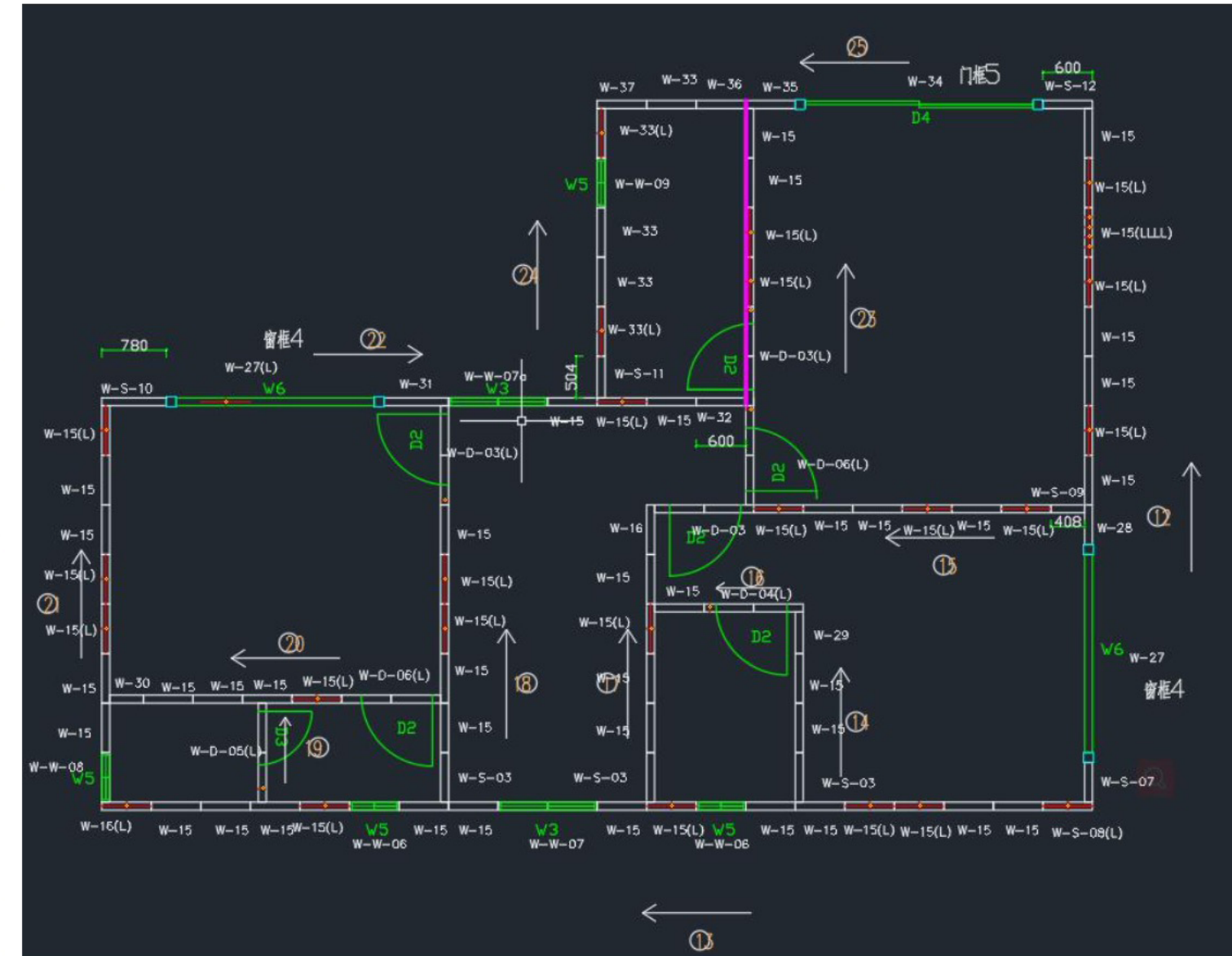


W = Wall Panel

WW = Window Wall Panel

L = Electrical PVC Chase

Arrows = Direction To Build



Simple  
Fast

Follow  
The Number  
And Arrow  
Build  
System  
Allowing  
Anyone  
To Be  
A Builder

Lift and  
Lock  
Technology



# C-SIP Building System Pricing Guide

## HERE'S A SIMPLIFIED, EASY-TO-FOLLOW BULLET-POINT GUIDE FOR PRICING C-SIP BUILDING SYSTEM

### Main Body Package: \$65/sq-ft

- External and Internal walls, floors, ceilings, trusses, and roofs.
- Plaster, stucco, and paint for internal and external walls.
- Premium windows/doors (NFRC certified for all USA zip codes).
- Hardware and gap-filling.

### Finish Packages

#### 1. Builder Grade Finish: \$85–\$95/sq-ft (includes Main Body)

- Covers ~85% of a finished home:
- Roofing system, external/internal wall finishes.
- Paint, porcelain tile/LVP floors, custom doors.
- Window/door hardware, bathroom/kitchen tiling, basic finishes.
- Excludes: Appliances, electrical components, lights, countertops, and cabinets.

#### 2. High-End Finish: \$95–\$105/sq-ft (includes Main Body), additional:

- High-end insulated steel roofing.
- WPC/flexible stone wall finishes.
- Triple-pane windows and doors with advanced energy ratings.
- Hotel-grade porcelain tiles (2'x4', 1/2" thick).
- Automatic High-End electric bidet toilets.

### 3. Ultra-High-End Luxury

#### Finish: \$105–\$120/sq-ft (includes Main Body), additional:

- Higher Ceiling & Walls
- Premium flexible stone wall finishes.
- Glass bifold/accordion doors, oversized security/pivot doors.
- Walnut and high-end wood cladding for ceilings/walls.

### Key Pricing Variables

#### 1. Glass Usage:

- More/larger glass, doors, and windows increase costs (up to +33%).

#### 2. Wall Height:

- Taller walls (8', 12', 16') require more material (up to +33%).

#### 3. Finish Levels:

- Higher-end finishes can swing costs by up to +33%.

#### 4. Non-Living Spaces:

- Garages, long hallways, and large roof overhangs increase costs.
- Example: A 1,500 sq-ft home with a 500 sq-ft garage increases costs by 25%.

### Other Notes

- Smaller living spaces have higher costs per square foot.
- Multi-story homes and multi-family units reduce costs (shared roofs/walls).
- Delivery and taxes are included, but shipping surcharges may apply.

### How to Quote Your Project:

1. **Start with Main Body:** \$65/sq-ft.
2. **Choose Finish Package:** Builder Grade (\$85–\$95), High-End (\$95–\$105), or Luxury (\$105–\$120).
3. **Variables To Consider:**
  - Amount of Glass Needed (can increase +33% for larger doors & windows).
  - Wall heights (can increase up to +33% for tallest walls).
  - Finish level (can increase up to +33% for our ultra-high-end finishes).

This simple guide allows anyone to estimate their project's costs while considering the major variables.

**But Know Your Costs Will Fall Into That Range Of: \$85 per sq-ft ~ \$120 per sq-ft, and this will get you roughly 85% percent of all items needed to complete your building.**

### ITEMS NOT INCLUDED:

Cabinets  
Counter Tops  
Appliances  
Electrical - lights, sockets, switches - we can supply wire at a lower cost  
Plumbing - fixtures, tubs, sinks - TOILETS ARE INCLUDED  
Molding & Trim - except for our custom internal doors - UNLESS specified by the customer

**Bulk Discounts Start For Five Units Or More At 3%**

**Discounts Exceed 15% Over 100 Units Or More**

**YES Our Material Saves You Money**

**BUT: Our Real Super Power**

**\* SPEED**

**\* MONEY SAVED IN LABOR**

**\* QUALITY**



**Simple  
Affordable  
Fast  
Built To Last**

**FASTEST BUILT HOMES,  
HIGHEST QUALITY,  
ECO-FRIENDLY,  
100% CUSTOM,  
SUSTAINABLE,  
AFFORDABLE**



*Seeing Is Believing*

## **CSP Homes Inc**

### **Family of UPS Build - Ultimate Prefab Systems**

8275 Eastern Ave.,  
Las Vegas, NV, 89123, USA  
[www.csp.homes](http://www.csp.homes)  
[info@csp.homes](mailto:info@csp.homes)  
213-CSP-HOMES

[www.UPSbuild.com](http://www.UPSbuild.com)  
[info@UPSbuild.com](mailto:info@UPSbuild.com)  
213-277-4663

[www.UPShousing.com](http://www.UPShousing.com)  
[info@UPShousing.com](mailto:info@UPShousing.com)