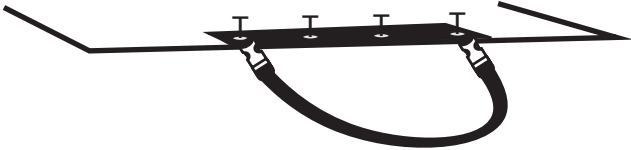


FENDER SLING




FENDER SLING INSTALLATION INSTRUCTIONS




Step 1.
Position Fender Sling on dock to your liking (FENDERHOLSTER.com facing you).
Drill screws and washers into four (4) grommet holes.
Detach buckles and remove one end of strap from buckle.



Step 2.
Feed strap (from step 1) through fender.



Step 3.
Feed strap through buckle (removed in step 1).



Step 4.
Reattach buckles and adjust straps to your liking. All done!