

2019



# THE ANNUAL SURVEY OF COALITIONS

## FACT SHEET

### FRAMEWORK FOR COMMUNITY CHANGE

Coalitions that interact with CADCA are significantly more likely to:

share evaluation data with coalition members

identify new partners

- collect local data on risk factors
- incorporate coalition members' experiences
- develop a logic model

link coalition assets and resources

match needs with evidence-based interventions

Coalitions build capacity by partnering with local groups to reach entire communities

41% Groups that support people in recovery

66% Child protective services

77% Hospitals

80% Human services

67% Groups that address mental health

45% Groups that address emotional well being

Coalitions pursue comprehensive strategies tailored to their local environment

97% Provide information

93% Enhance skills

85% Provide support

76% Reduce barriers

65% Modify policies

48% Change physical design

Coalitions create positive community changes

26% Increased access to services (e.g., childcare, transportation)

48% Increased access to treatment

14% Support veterans and military families

23% Worked to limit product placement

Coalitions contribute to population-level outcomes

525 Policy changes in the last year

48% of coalitions made youth the target of policy change

Young people are an integral part of a coalition

- Facebook.com/CADCA
- Twitter.com/CADCA
- Instagram.com/CADCACoalitions
- YouTube.com/CADCAorg
- LinkedIn.com/company/CADCA

CADCA's Annual Survey of Coalitions is one of the most direct and effective ways through which we learn about substance misuse problems within communities and coalitions' efforts to address them. Coalitions participating in the Annual Survey help inform CADCA's training and coalition development needs, CADCA's advocacy, and evaluation and research efforts.

For more information, contact [survey@cadca.org](mailto:survey@cadca.org)

[cadca.org](http://cadca.org)

# ABOUT CADCA COALITIONS

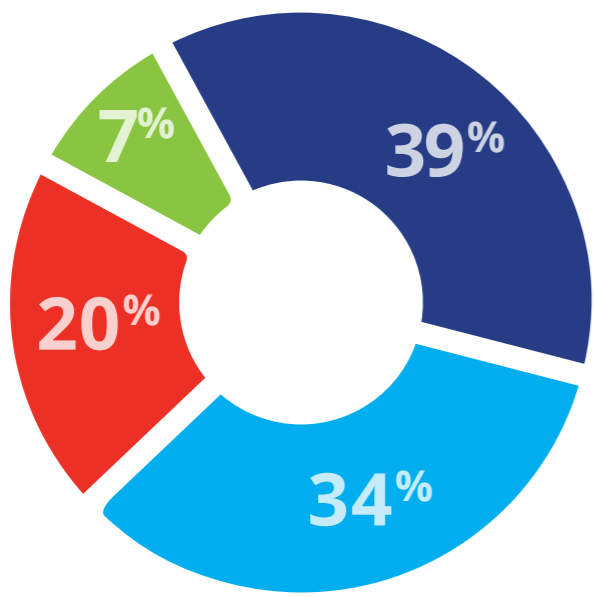
## COALITIONS FOCUS

Mission focused solely on Alcohol, Tobacco and Other Drug issues (ATOD)

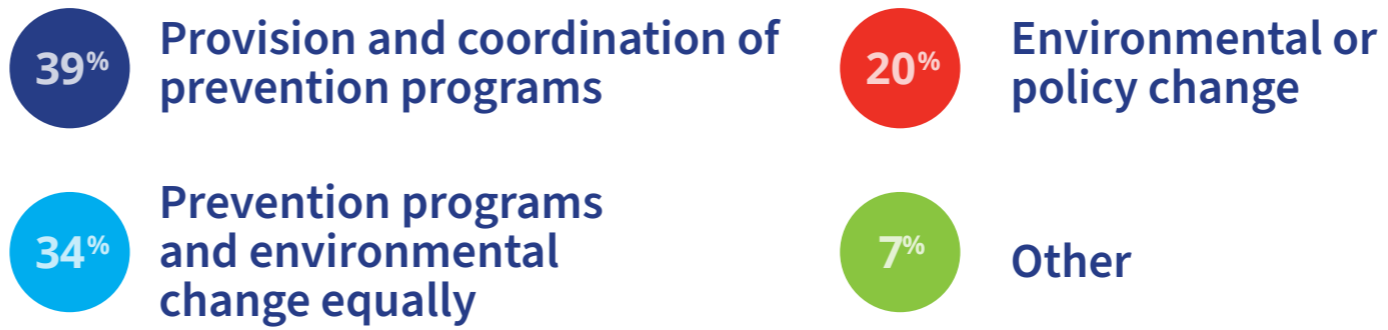
72%

ATOD issues as part of a broader mission

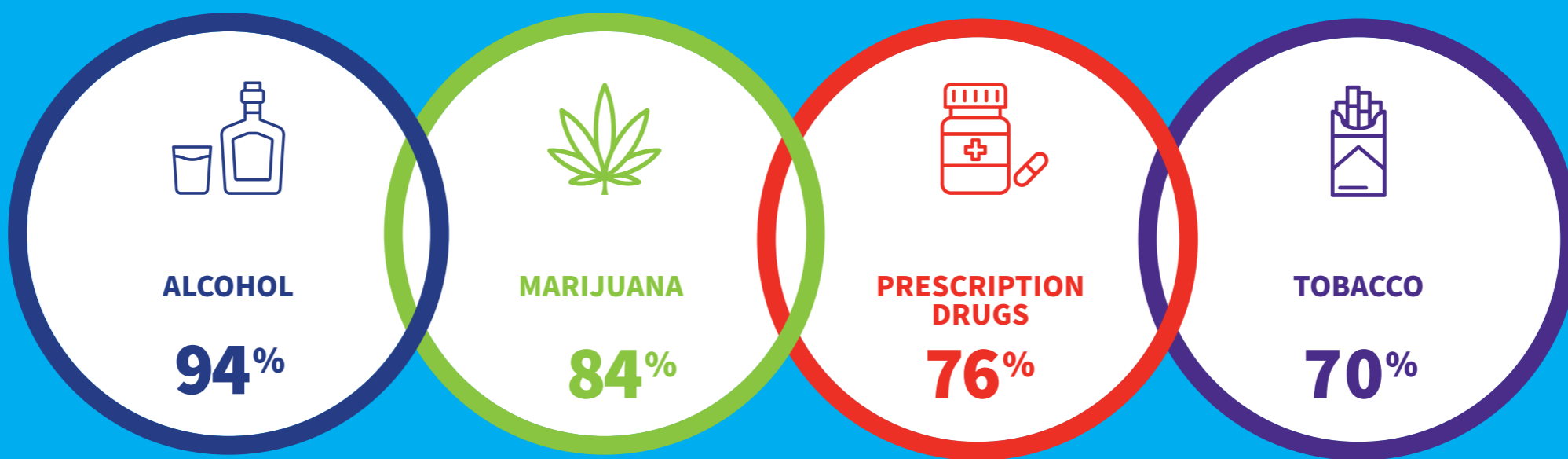
28%



## COALITIONS FOCUS EFFORTS ON



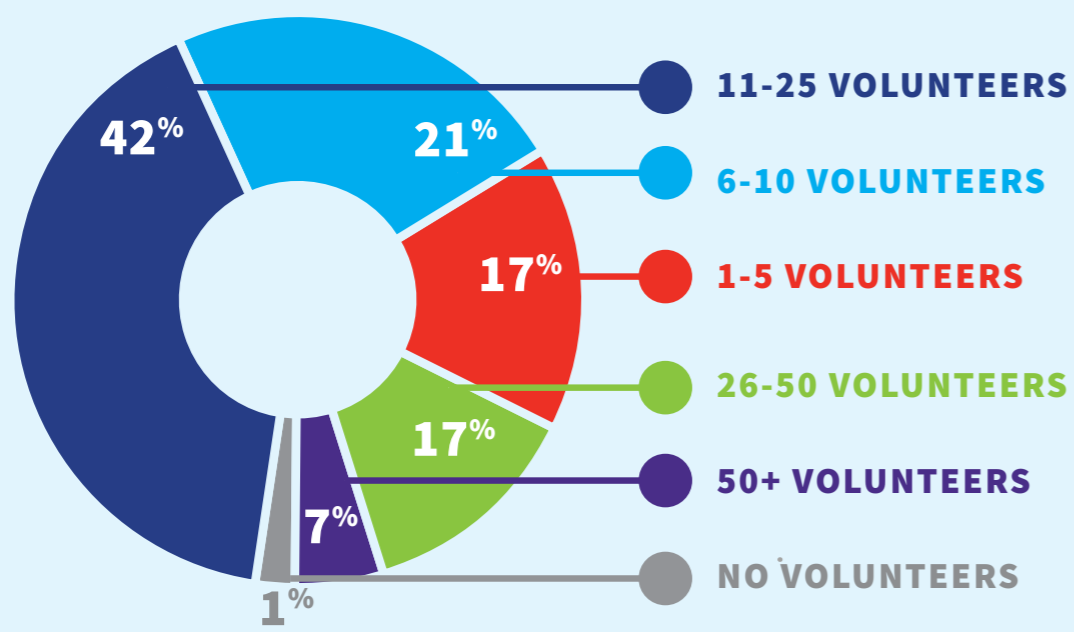
## TOPIC AREAS COALITIONS FOCUS ON



## FULL-TIME PAID STAFF ON A COALITION




## NUMBER OF ACTIVELY ENGAGED VOLUNTEERS PER MONTH



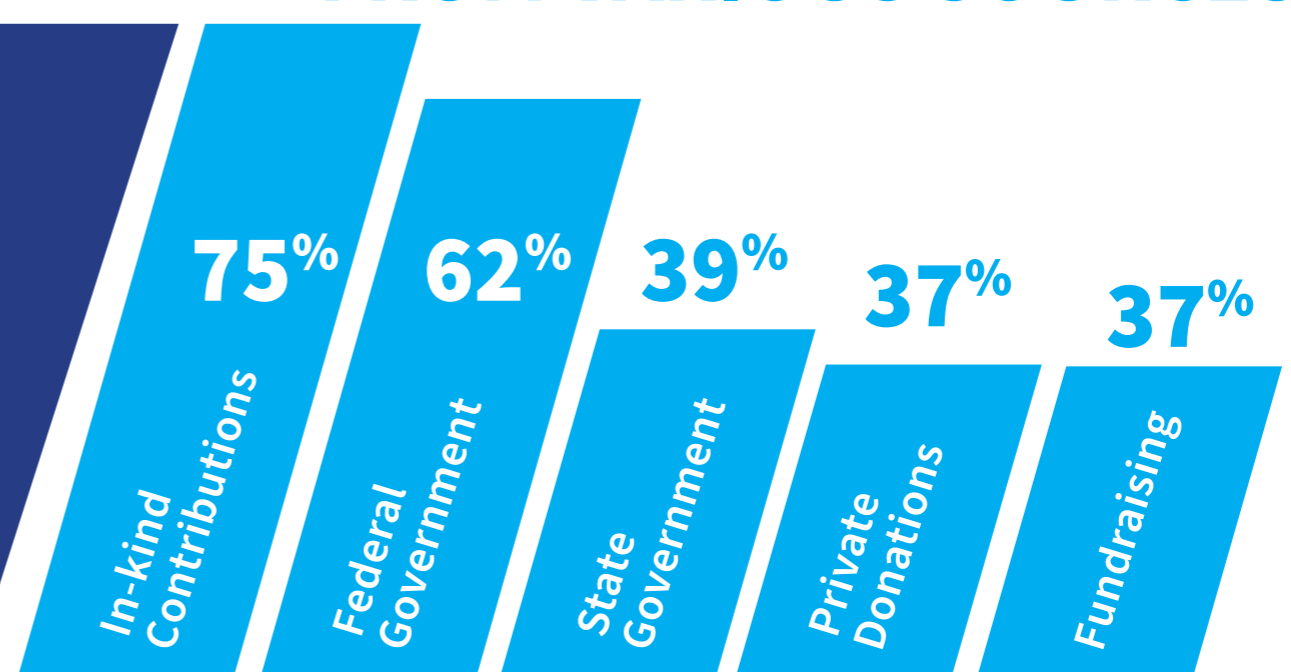
## ORGANIZATIONS/GROUPS THAT REPRESENT ON A COALITION



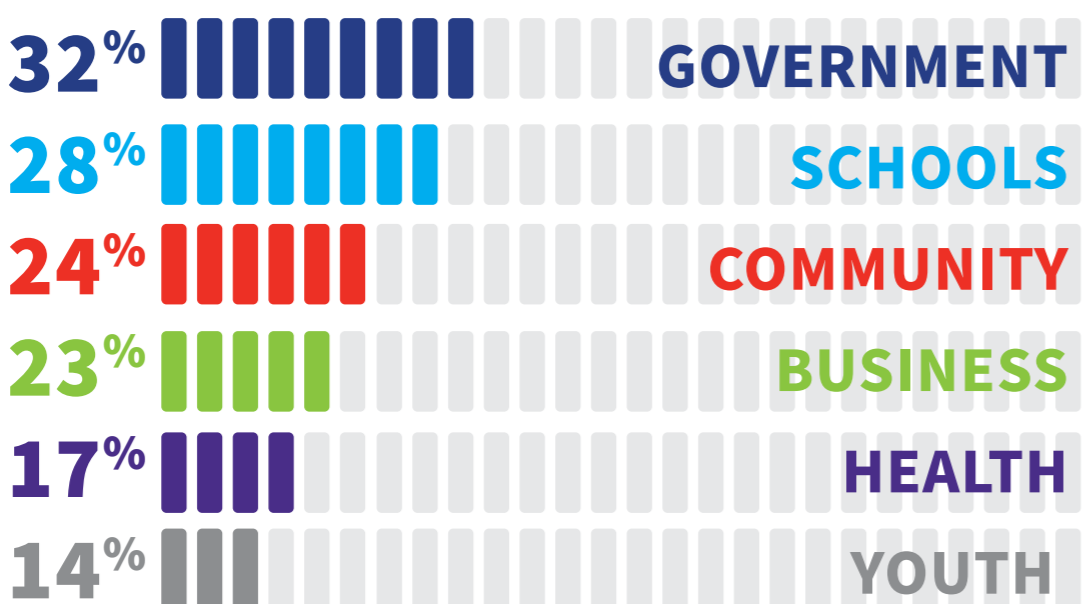
## GEOGRAPHIC AREAS WHERE COALITIONS WORK



## COALITIONS RECEIVE FUNDING FROM VARIOUS SOURCES



## COALITIONS HELPED BRING POLICY/ PRACTICE CHANGE IN THESE SECTORS



## CHANGES WERE DIRECTED TOWARD

