



THE EXHIBITORS' HANDBOOK // 2022

POWERFUL  
**VISUAL**

COMMUNICATION  
**SOLUTIONS**

// [www.printbrain.ca](http://www.printbrain.ca)

# PORTABLE DISPLAYS



## BANNERS

### 6-16 | BANNER STANDS & SYSTEMS

DIGITAL | RETRACTABLE | TELESCOPIC | SPRING BACK



### 17-19 | HANGING & WALL MOUNTED DISPLAYS

HANGING BANNERS | VECTOR FRAME™ EDGE | TRAPPA™



### 20-25 | FABRIC FRAME SYSTEMS

FORMULATE® | VECTOR FRAME™



### 26-37 | OUTDOOR DISPLAYS

TENTS | FLAGS | SIGNS



### 38-39 | TABLE THROWS & RUNNERS

#### SYMBOLS USED:



product made in North America



economy product



standard product



premium product



product can be recycled (does not include graphic)



product comes with a carry bag or case



rental product



new product

# PORTABLE DISPLAY SYSTEMS

## FOLDING PANEL TABLETOP DISPLAYS | 40-41

HORIZON™ | VOYAGER™



## EXPANDING DISPLAY SYSTEMS

### HOPUP™ TENSION FABRIC DISPLAYS | 42-47



### EMBRACE™ PUSH-FIT FABRIC DISPLAYS | 48-55



### XCLAIM™ FABRIC POPUP DISPLAYS | 56-63



### COYOTE™ POPUP DISPLAY SYSTEMS | 64-67



## WARRANTY KEY:



lifetime limited warranty (frame)



5 year limited warranty (frame)



1 year limited warranty (frame)



90 day limited warranty (frame)



graphics limited 1 year warranty (indoor products)



graphics limited 6 month warranty (outdoor & table throw products)

# FABRIC DISPLAYS & STRUCTURES




**68-75 | MODULATE® MAGNETIC**  
BANNERS | 10', 20', 30' RECONFIGURABLE KITS



**76-79 | FORMULATE® ESSENTIAL**  
BANNERS | TABLETOP DISPLAYS | 8' & 10' DISPLAYS



**80-89 | FORMULATE MASTER**  
TABLETOP DISPLAYS | 8', 10', 20' DISPLAYS | ACCENTS



**90-97 | FORMULATE DESIGNER SERIES**  
10', 20', 30' KITS



**98-103 | FORMULATE FUSION 20' X 20' ISLAND KITS**



**104-115 | FORMULATE HANGING & ARCHITECTURAL STRUCTURES**  
HANGING SIGNS | TOWERS | ARCHES | CONFERENCE WALLS

## SYMBOLS USED:



product made in North America



economy product



standard product



premium product



product can be recycled (does not include graphic)



product comes with a carry bag or case



rental product



new product



# MODULAR EXHIBIT SYSTEMS

## HYBRID PRO™ MODULAR DISPLAYS | 118-129

10', 20' & ISLAND KITS




## VECTOR FRAME™ MODULAR DISPLAYS | 130-143

BANNERS | 10', 20' KITS | HANGING LIGHT BOXES | TOWERS | ACCENTS




## LINEAR™ PRO MODULAR DISPLAYS | 144-145

10', 20' KITS | ACCENTS



## ORBITAL EXPRESS™ TRUSS DISPLAYS | 146-160

10', 20' & ISLAND KITS | ACCENTS



# ACCENTS & ACCESSORIES

## COUNTERS | 162-164



## INFO CENTERS | 165-170

TABLET STANDS | KIOSKS | SIGN STANDS | LITERATURE RACKS



## LIGHTING | 171-172



## CASES | 173-175



### WARRANTY KEY:



lifetime limited warranty (frame)



5 year limited warranty (frame)



1 year limited warranty (frame)



90 day limited warranty (frame)



graphics limited 1 year warranty (indoor products)




graphics limited 6 month warranty (outdoor & table throw products)

# BANNER STANDS



## FAST. CLEAR. COMMUNICATION.

Premium, mid-range and economy stands of all types • Retractable, Telescopic, Spring Back, Fabric Banners and Light Boxes • Largest selection and widest range • Great quality • Highly versatile • High-end functionality, features and durability • Used in all types of environments



## BLADE LITE

<b>15.75" WIDE</b>	BLD-LT-400-1	<b>36" WIDE</b>	BLD-LT-920-1
<b>23.5" WIDE</b>	BLD-LT-600-1	<b>39.25" WIDE</b>	BLD-LT-1000-1
<b>31.5" WIDE</b>	BLD-LT-800-1	<b>47.25" WIDE</b>	BLD-LT-1200-1
<b>33.5" WIDE</b>	BLD-LT-850-1	<b>59" WIDE</b>	BLD-LT-1500-1

- 400mm standard graphic height = 69.38"
- 600mm variable graphic height = 69" - 83.25"
- 800-1500mm variable graphic height = 60" - 83.25"
- eight widths to choose from: 15.75", 23.5", 31.5", 33.5", 36", 39.25", 47.25", 59"
- toolless quick rail combines the ease of a snap rail with the reassurance of an adhesive fixing
- weighted base for stability
- adjustable leveling feet
- 400mm features 4-piece pole, all other sizes feature hybrid bungee/telescopic pole.

Superior style and value!



# DIGITAL BANNER DISPLAY



The Hype Digital Banner is an impressive LCD screen, perfect for visual storytelling and ever-changing messaging. This impactful display is a versatile, eye-catching display solution for any event, show or interior promotional use.



Built-in speakers

Create content to tell a visual story

Upload your content to the USB & plug in!

## HYPE-2 DIGITAL BANNER

**24" WIDE** HYPE-2-WHITE-STD

- assembled dimension = 24.13"w x 61"h x 24.13"d
- freestanding digital banner featuring a 42" LCD display at 1920x1080 px resolution
- simple plug-and-play digital content upload using a Content Management System and USB thumb drive
- white steel frame with remote and built-in 2x8W stereo speakers
- tempered glass screen
- includes 8 GB of internal storage and an estimated run time of 50,000 hours
- kit includes one Hype digital banner, key, power cord, remote control and wheeled flight case
- wheeled flight case ships secured to a skid
- watts: 400-960W, amps: 4A, volts: 100-240V



Wheeled flight case included



Remote control





# PREMIUM RETRACTABLE BANNER STANDS

Superior, high-end functionality, features, styling points & durability

## IMAGINE

**31.5" WIDE** IMG-800-S

**33.5" WIDE** IMG-850-S

- variable graphic height = 30.5" - 83.35"
- graphic tensioner
- integrated pole storage
- interchangeable graphic cassette
- adjustable feet on base
- telescopic pole



## BARRACUDA

**23.5" WIDE** BCD-600-S-1

**31.5" WIDE** BCD-800-S-1

**33.5" WIDE** BCD-850-S-1

**35.5" WIDE** BCD-920-S-1

**47.25" WIDE** BCD-1200-S-1

- 600mm variable graphic height = 66.5" - 83"
- 800-1200mm variable graphic height = 60" - 83"
- anodized silver base
- toolless quick rail
- graphic tensioner
- adjustable feet on base
- hybrid bungee/telescopic pole



## ADVANCE

**31.5" WIDE** ADV-800-S

- variable graphic height = 29.5" - 83.35"
- double-sided
- graphic tensioner
- integrated pole storage
- interchangeable graphic cassette
- adjustable feet on base
- telescopic pole



*The Imagine and Advance banner stands have interchangeable graphic cassettes.*

## ILLUMISTAND **NEW**

**31" WIDE** ILLUMISTAND-800-1

- standard graphic height = 78"
- anodized silver base with gray molded endcaps
- LED lights in base shine upwards to illuminate graphics, UL/CE certified
- graphics (2) printed on backlit banner film for optimal glow
- bungee pole with graphic slider
- comes with a premium padded carry bag with strap



# STANDARD RETRACTABLE BANNER STANDS



Everyday reliability, durability & ease of use

## ORIENT 1

**31.5" WIDE** silver: ONT-800-S-4  
black: ONT-800-B-4

**33.5" WIDE** silver: ONT-850-S-4  
black: ONT-850-B-4

**35.5" WIDE** silver: ONT-920-S-4  
black: ONT-920-B-4

**39.25" WIDE** silver: ONT-1000-S-4  
black: ONT-1000-B-4

- variable graphic height = 60.5" - 83.25"
- anodized silver or black base options
- toolless quick rail combines the ease of a snap rail with the reassurance of an adhesive fixing
- molded end caps
- adjustable feet on base
- hybrid bungee/telescopic pole



## ORIENT 2

**31.5" WIDE** ONT-800-DBL-S-4

**35.5" WIDE** ONT-920-DBL-S-4

- variable graphic height = 60.5" - 83.25"
- double-sided
- anodized silver base
- toolless quick rail combines the ease of a snap rail with the reassurance of an adhesive fixing
- molded end caps
- adjustable feet on base
- hybrid bungee/telescopic pole



## ORIENT ORGANIC

**33.5" WIDE** ONT-850-DW


- variable graphic height = 60.5" - 83.25"
- maple woodgrain base finish
- toolless quick rail combines the ease of a snap rail with the reassurance of an adhesive fixing
- plastic end caps
- adjustable feet on base
- hybrid bungee/telescopic pole



## ROLLUP

**34.5" WIDE** RU-S1-4

- graphic height = 84.5"
- black finish
- premium grip rail
- adjustable feet on base
- bungee pole







# STANDARD RETRACTABLE BANNER STANDS



## PACIFIC

**31.5" WIDE** PAC-800-S-2

**35.5" WIDE** PAC-920-S-2

**39.25" WIDE** PAC-1000-S-2

- standard graphic height = 83.75"
- anodized silver base
- molded end caps
- swivel-out foot
- 3-piece bungee pole



## CONTENDER

**23.5" WIDE** silver: CN-24-S  
black: CN-24-B

**29.5" WIDE** silver: CN-30-S  
black: CN-30-B

**35.5" WIDE** silver: CN-36-S  
black: CN-36-B

**47.5" WIDE** black: CN-48-B

- standard graphic height = 77.5"
- swivel-out foot
- silver or black base options
- laser cut steel ends & 3-piece pole



## MERLIN

**33.5" WIDE** MRLN-850-2

- variable graphic height = 60.5" - 88"
- anodized silver base
- snap top graphic rail
- hybrid bungee/telescopic pole
- interchangeable plastic cassette

The Merlin banner stand comes with an interchangeable graphic cassette.



Perfect for all types of interior environments & promotional needs!

# ECONOMY RETRACTABLE BANNER STANDS



Basic design features, functionality & reliability

Wide range of size options!

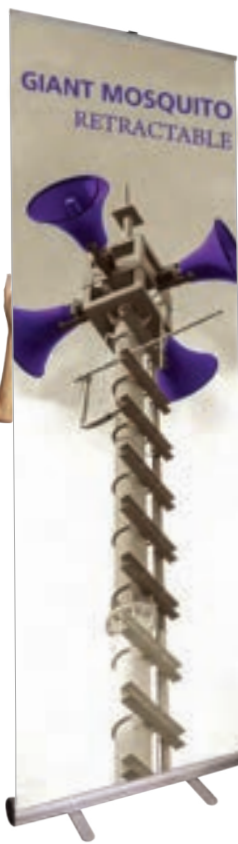
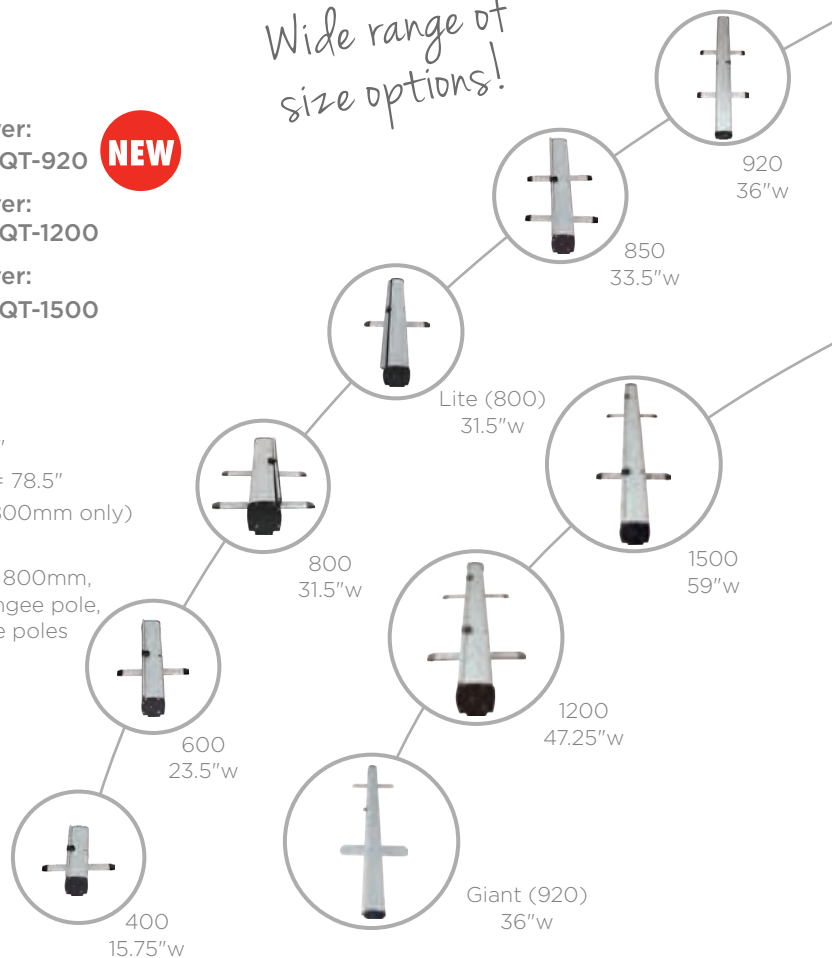


MSQT-800

## MOSQUITO

<b>15.75" WIDE</b>	silver: MSQT-400	<b>36" WIDE</b>	silver: MSQT-920 <b>NEW</b>
<b>23.5" WIDE</b>	silver: MSQT-600	<b>47.25" WIDE</b>	silver: MSQT-1200
<b>31.5" WIDE</b>	silver: MSQT-800 black: MSQT-800-B	<b>59" WIDE</b>	silver: MSQT-1500
<b>33.5" WIDE</b>	silver: MSQT-850		

- 400mm standard graphic height = 62.5"
- 600-1500mm standard graphic height = 78.5"
- anodized silver or black base options (800mm only)
- swivel feet & snap-top graphic rail
- 400mm unit has 4-piece pole; 600mm, 800mm, 850mm and 920mm units have one bungee pole, 1200mm and 1500mm have two bungee poles



## GIANT MOSQUITO

**36" WIDE** MSQT-GIANT-920-S

- variable graphic height = 68" - 122"
- over 10' tall
- anodized silver base
- swivel feet
- snap top graphic rail
- adjustable telescopic pole
- heavy duty, weighted stand

Over 10 feet tall!



## MOSQUITO LITE

**31.5" WIDE** MSQT-LITE-800

- standard graphic height = 78.5"
- anodized silver base
- swivel foot
- snap top graphic rail
- 3-piece bungee pole





# ECONOMY RETRACTABLE BANNER STANDS



## DRAGON FLY

**33.25" WIDE** DRAGON-FLY-1

- standard graphic height = 79"
- double-sided
- snap top graphic rail
- swivel feet
- 3-piece bungee pole
- new base



## QUICKSTAND

**31.5" WIDE** QWK-STND-S

- standard graphic height = 78.5"
- anodized silver base
- kit includes 1 Mosquito 800 banner stand, 1 OCB-2 banner stand case, and 1 Slimline LED Spot Light
- swivel feet
- snap top graphic rail
- 3-piece bungee pole





# ECONOMY RETRACTABLE BANNER STANDS



Basic design features, functionality & reliability



## PHOENIX

**33.5" WIDE** PHX-850-S



- standard graphic height = 79" h
- anodized silver base
- swivel feet
- snap top graphic rail
- 3-piece bungee pole



## PHOENIX MINI

**15.5" WIDE** PHX-400-S



- four graphic height options = 16.5", 31.5", 47.25", 63" (two largest heights require extension pole kit)
- anodized silver base
- 2-piece pole & optional extenders for added height
- comes complete with carry bag
- tabletop or skinny full-height banner stand



## TABLETOP BANNERS



## BREEZE

**8.5" WIDE** BREZ-1-S: 8.5" w x 11" h

**11" WIDE** BREZ-2-S: 11" w x 17" h

- retractable tabletop banner stand
- anodized silver base
- ideal for promotional use

## STELLAR

**STLLR-LTR:** 9.13" w x 11.75" h

**STLLR-TBLD:** 11.6" w x 17.75" h

- retractable tabletop banner stand
- injection molded/white plastic base
- ideal for promotional use

*See L-Mini tabletop stand on p. 16!*

fully printed and round stretch table throws can be seen on p. 39-40



# STANDARD TELESCOPIC BANNER STANDS

Everyday reliability, durability and ease of use



## PEGASUS SUPREME

63.5" - 117.5" WIDE silver: PGSUS3-S  
black: PGSUS3-B

- supreme variable graphic height = 82.75" - 119"
- single or double-sided graphics
- linking connectors attach multiple units together
- telescopic poles for adjustable graphic width and height

## PEGASUS LINKING KIT

Supreme silver: PGSUS3-EXT-S  
Supreme black: PGSUS3-EXT-B  
Standard silver: PGSUS2-EXT-S  
Standard black: PGSUS2-EXT-B

- linking connectors attach multiple Pegasus units together
- extension kit includes 2 horizontal poles, 1 vertical pole, pole locks, 2 linking connectors & 1 foot

## PEGASUS STANDARD

51.5" - 94" WIDE silver: PGSUS2-S  
black: PGSUS2-B

- standard variable graphic height = 67.75" - 96.5"
- single or double-sided graphics
- linking connectors attach multiple units together
- telescopic poles for adjustable graphic width and height

## PERCH

6' WIDE PERCH-6

8' WIDE PERCH-8

- pole banner attachment for standard 6' or 8' wide tables
- fabric header available in three graphic heights: short (18"h), medium (44"h), tall (68.25"h)
- hardware kit is universal for all height options
- table throw sold separately
- single or double-sided graphic

*Easy attachment to table with clamps!*



## TRIO 2

31.5" - 36.25" WIDE TRIO-2

- tri-pod banner stand
- variable graphic height ranges from 51.5" to 76"h
- hardware supports your choice of one or two graphics
- hardware included supports two graphic widths: 31.5" and 36"
- snap top rails make for easy graphic replacements
- hybrid bungee-telescoping pole
- quick and easy to set-up



*short, 18"*

*medium, 44"*

*tall, 68.25"*



# ECONOMY SPRING BACK BANNER STANDS



Basic design features, functionality & reliability



## LIGHTNING



31" WIDE LTNG

- standard graphic height = 77"
- snap-lock graphic rails
- 3-piece bungee pole



## L-MINI



14.25" WIDE L-MINI

- standard height = 26.88"
- tabletop tension banner stand
- adhesive rail
- anodized silver finish



SPRING BACK BANNER STANDS | ECONOMY



X-Tend-2 shown

## X-TEND



23.5" WIDE X-TEND-1 (64"h)

27.5" WIDE X-TEND-2 (70.88"h)

31.5" WIDE X-TEND-3 (70.88"h)  
X-TEND-4 (78.75"h)

33.5" WIDE X-TEND-5 (78.75"h)

- durable black fiberglass arms
- #2 grommets in corners
- graphic height options = 64", 70.88", and 78.75"







# HANGING BANNERS INDOOR/OUTDOOR

Hanging banners are ideal for promoting events, advertising or branding in any indoor or outdoor environment. Banners are available in custom sizes ranging from minimum 2' wide/high to maximum 10' wide/high. Choose from several finishing options described below.

## INDOOR

### 13 OZ. VINYL SINGLE-SIDED

Durable and lightweight



### FABRIC SINGLE-SIDED

Choice of Display Poly or Oxford fabric



## OUTDOOR

### 8 OZ. MESH VINYL SINGLE-SIDED

Banners allow wind to stream through for durability.



### 13 OZ. SCRIM VINYL SINGLE-SIDED & 18 OZ. SCRIM VINYL SINGLE & DOUBLE-SIDED

Durable and weather-resistant, scrim hanging banners are ideal for long-term outdoor use.




### 6.5 OZ. OUTDOOR CANVAS SINGLE-SIDED

Water and UV resistant



#### INDOOR FINISHING STYLES

#### OUTDOOR FINISHING STYLES



no finishing (vinyl)



hem only (fabric)



hem & #3 grommet



rope & #3 grommet



3" pole pocket



no finishing (scrim)



hem only (canvas)



hem & #3 grommet



rope & #3 grommet



3" pole pocket

# WALL MOUNTED POSTER FRAMES TRAPPA™ SNAP FRAMES



Trappa Snap frames snap open from the front to allow quick and easy graphic changes. No tools are required. Comes standard with clear protective lenses, fully assembled and ready to hang.

## TRAPPA POSTER FRAME



- black or silver anodized finish with precision mitered corners
- spring loaded aluminum extrusions mounted to a high-impact polystyrene backer
- Trappa Frame edges snap open from the front to allow quick and easy graphic changes with no tools required
- available in a wide range of standard sizes & includes a clear anti-glare lens
- custom sizes also offered

### Available Sizes:

- TRP2-1: 8.5" w x 11" h
- TRP2-2: 11" w x 14" h
- TRP2-11: 11" w x 17" h
- TRP2-12: 12" w x 18" h
- TRP2-4: 16" w x 20" h
- TRP2-5: 20" w x 22" h
- TRP2-6: 24" w x 36" h
- TRP2-7: 22" w x 28" h
- TRP2-8: 24" w x 30" h
- TRP2-9: 30" w x 40" h
- TRP2-10: 18" w x 24" h



## POSTER SNAPPER



- adjustable hanging clips slide along the top rail to match desired spacing
- hanging clips feature both top opening for clear nylon line mount, and recessed pocket for S-hook suspension
- rails snap open and shut for quick graphic changes
- clean, simple, elegant look
- comes in 4 different standard widths: 24", 30", 36", 48"
- custom cut width available up to 60"



## TRAPPA LIGHTBOX



- only 1" thick (single-sided only)
- 50,000 hour bulb life
- evenly distributed light via LED diffuser panel
- snap frames allow easy graphic changes
- wall mounting hardware
- power supply with 78" cord

### Available Sizes:

- LED-SNAP-03-2: 24" w x 36" h
- LED-SNAP-04-2: 30" w x 40" h
- LED-SNAP-05-2: 36" w x 48" h



Trappa offered in illuminated & non-illuminated frames.



# WALL MOUNTED POSTER FRAMES VECTOR FRAME™ EDGE

Vector Frame™ Edge fabric poster displays combine durable, slim 3/4" lightweight aluminum extrusion frames and easy-to-apply push-fit fabric graphics. Custom frame sizes are available.



## Square Sizes:

VFE-S-01: 11.8"w x 11.8"h  
VFE-S-02: 23.62"w x 23.62"h  
VFE-S-03: 35.43"w x 35.43"h  
VFE-S-04: 47.24"w x 47.24"h  
VFE-S-05: 59.06"w x 59.06"h

## Rectangle Sizes:

VFE-R-01: 11.8"w x 23.62"h  
VFE-R-02: 11.8"w x 35.43"h  
VFE-R-03: 23.62"w x 35.43"h  
VFE-R-04: 23.62"w x 47.24"h



## Features Include:

- slim, lightweight 3/4" aluminum frame
- easy-to-apply push-fit fabric graphic
- direct to wall mounting
- custom frame sizes available



Use in all types of interiors.



Use for ads in retail settings.



All Vector Frame displays are made in North America and have a limited lifetime frame warranty.


# FORMULATE® ESSENTIAL BANNER DISPLAYS

Economy, snap button tube frames with slip-over, pillowcase fabric graphics.



## FORMULATE ESSENTIAL BANNER - STRAIGHT

<b>23.5" WIDE</b>	FMLT-ESS-S-600-2	<b>39.5" WIDE</b>	FMLT-ESS-S-1000-2
<b>31.5" WIDE</b>	FMLT-ESS-S-800-2	<b>47.25" WIDE</b>	FMLT-ESS-S-1200-2
<b>33.5" WIDE</b>	FMLT-ESS-S-850-2	<b>59" WIDE</b>	FMLT-ESS-S-1500-2
<b>36.5" WIDE</b>	FMLT-ESS-S-920-2		



- standard height = 92"
- standard depth = 14.75"
- straight aluminum tube frame
- rounded corners
- bungee cords for easy assembly
- sturdy feet anchor the display
- comes with single or double-sided pillowcase fabric graphics
- comes with carry bag



Easy-to-apply pillowcase fabric graphics!



Bungee corded poles allow for simple assembly.

Comes with height extender!




## FORMULATE ESSENTIAL BACKLIT

<b>43.3" WIDE</b>	FMLT-ESS-BL-1100
-------------------	------------------

- standard height = 78.75"h
- height with extension kit = 93.5"h
- standard depth = 12.5"d
- straight aluminum tube frame
- rounded corners
- bungee cords for easy assembly
- LED light strips attach with clamps to top and bottom horizontal bars
- double-sided pillowcase fabric graphic
- comes with carry bag



Illuminated!



LED light strips attach with clamps!



Pillowcase fabric graphic slips easily over the frame!



# FORMULATE® MASTER BACKLIT BACKWALLS

Formulate® Backlit kits feature a 50mm straight tubular frame, LED curtain lights, which attach at the top and bottom of the frame, and a pillowcase stretch fabric graphic.

## FORMULATE MASTER BACKLIT BACKWALLS

- tube frame features spigot assembly
- LED light curtain attaches to the frame
- pillowcase fabric graphic slips over the frame
- ships in OCE-2 case

*Illuminate  
& draw attention!*



Formulate 3' Backlit Kit  
34.69" w x 92" h x 25.59" d  
**FMLT-BL-WS3-01**



Formulate 5' Backlit Kit  
61.75" w x 92" h x 26.63" d  
**FMLT-BL-WS5-01**




Formulate 8' Backlit Kit  
90" w x 92" h x 26.63" d  
**FMLT-BL-WS8-01**



Formulate 10' Backlit Kit  
116" w x 92" h x 26.63" d  
**FMLT-BL-WS10-01**

## MODULATE MAGNETIC MIX & MATCH BANNERS

Modulate™ Magnetic allows for customized configurations of banners and backwalls with the use of magnetized frames. Aluminum tube frames are coupled with zipper pillowcase fabric graphics to create versatile, eye-catching displays.



01 Concave Banner  
**MOD-FRM-01-M-TL**  
60" w x 96" h x 19" d  
comes in carry bag



04 Convex Banner  
**MOD-FRM-04-M-TL**  
35" w x 96" h x 17.72" d  
comes in carry bag



12 Straight Banner  
**MOD-FRM-12-M-TL**  
96.34" w x 48.39" h x 17.7" d  
comes in carry bag

*Frames connect  
with magnets!*



*See p. 72-73  
for all sizes.*



Modulate displays have a limited lifetime frame warranty.



# VECTOR FRAME™ ESSENTIAL LIGHT BOXES

*Brighten your space  
with light boxes!*

- light boxes feature sleek, scratch-resistant white aluminum frames with swivel feet
- LED light strips are pre-attached to the top and bottom of the frame
- includes choice of single or double-sided push-fit **INTENSITY** backlit fabric graphic
- includes 6' power cord
- comes with case
- easy to assemble



01 Rectangle  
**VF-ESS-LB-R-01**  
36" w x 72.75" h x 15.75" d



02 Rectangle  
**VF-ESS-LB-R-02**  
36" w x 96.75" h x 15.75" d



03 Rectangle  
**VF-ESS-LB-R-03**  
48" w x 72.75" h x 15.75" d



*Frame easily  
assembles!*

*Lights come  
pre-attached to the frame.*



*Easy-to-apply  
push-fit graphics!*





# VECTOR FRAME™ ESSENTIAL LIGHT BOXES

*Perfect for retail stores, airports,  
restaurants and more!*



04 Rectangle  
**VF-ESS-LB-R-04**  
48" w x 96.75" h x 15.75" d



01 Square  
**VF-ESS-LB-S-01**  
96" w x 96.75" h x 15.75" d



05 Rectangle  
**VF-ESS-LB-R-05**  
120" w x 96.75" h x 15.75" d



Vector Frame Essential  
Light Box 01



Vector Frame Essential  
Light Box 04



Vector Frame Essential  
Light Box 03



Vector Frame Essential Light Box frames have a limited lifetime frame warranty.

# VECTOR FRAME™ MASTER FABRIC BANNERS & LIGHT BOXES

Bright,  
illuminated  
displays!

- banners feature 2" aluminum extrusion frames and push-fit silicone-edge fabric graphics
- light boxes feature 4" aluminum extrusion frames with **new & improved** LED edge lighting & push-fit **INTENSITY** backlit fabric graphics
- single and double-sided graphics offered

## RECTANGULAR BANNERS & LIGHT BOXES



01 Rectangle  
**VF-R-01**  
**VF-LB-R-01**

36.3"w x 47.49"h x 19.69"d



02 Rectangle  
**VF-R-02**  
**VF-LB-R-02**

36.3"w x 71.12"h x 19.69"d



03 Rectangle  
**VF-R-03**  
**VF-LB-R-03**

48.11"w x 71.12"h x 19.69"d



04 Rectangle  
**VF-R-04**  
**VF-LB-R-04**

48.11"w x 94.74"h x 19.69"d



05 Rectangle  
**VF-R-05**  
**VF-LB-R-05**

118.98"w x 94.74"h x 19.69"d



06 Rectangle  
**VF-R-06**  
**VF-LB-R-06**

35.7"w x 94.74"h x 19.69"d



07 Rectangle  
**VF-R-07**  
**VF-LB-R-07**

236.5"w x 94.74"h x 19.69"d



08 Rectangle  
**VF-R-08**  
**VF-LB-R-08**

355.19"w x 94.74"h x 19.69"d

# VECTOR FRAME™ MASTER FABRIC BANNERS & LIGHT BOXES

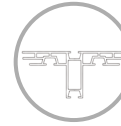
## LIGHT BOX ASSEMBLY



Easy-to-apply push-fit fabric graphics!



2" banner extrusion profile



4" light box extrusion profile



OCS, OCE, OCH, OCL

Banners and Light Boxes come in OCE, OCS, OCH or OCL hard shipping cases.

Light box assembly is easy:

Assemble the frame, apply the push-fit graphics, then plug it in!

## SQUARE BANNERS & LIGHT BOXES



01 Square  
VF-S-01  
VF-LB-S-01

36.3"w x 35.68"h x 19.69"d



02 Square  
VF-S-02  
VF-LB-S-02

48.11"w x 47.49"h x 19.69"d



03 Square  
VF-S-03  
VF-LB-S-03

71.73"w x 71.12"h x 19.69"d



04 Square  
VF-S-04  
VF-LB-S-04

95.35"w x 94.74"h x 19.69"d

## VECTOR FRAME™ FABRIC CURVED BANNERS



01 Curved Rectangle  
VF-CR-01

39.33"w x 94.74"h x 19.69"d

Use as a concave or convex shape!



02 Curved Rectangle  
VF-CR-02

56.75"w x 94.74"h x 19.49"d



03 Curved Rectangle  
VF-CR-03

67.99"w x 94.74"h x 18.75"d



Vector Frame Master displays are made in North America and have a limited lifetime frame warranty.



# OUTDOOR DISPLAYS



## CAPTURE. YOUR. ATTENTION.

One-stop-shop for all your outdoor signage needs • Great for outdoor sporting events and arenas, concerts, festivals or to draw attention to any storefront • Strong, solid, stable, wind-resistant, durable

# OUTDOOR DISPLAYS

Outdoor events such as festivals, street fairs, arts and craft shows and sporting events are perfect opportunities for promotional tents and signage to clearly display your company name, brand and message to attract visitors and buyers. Choose from off-the-shelf tents and related accessories, flags and portable billboards to make your event a success.



Shown above:

- Zoom™ Standard 10' Tent with printed canopy, full and half walls
- Zoom Flex Tent
- Monsoon billboard
- Zoom Flex Edge Large flag
- PopUp Bar™ Large



ZOOM™ 10' POPUP TENT



ZOOM™ 20' POPUP TENT



ZOOM™ FLEX FLAG



# POPU TENTS

## ZOOM™ ECONOMY (STEEL) 10' POPUP TENT

- hardware only kit: **ZM-TNT-ECO-3MX3M-FRM-SQU-3**
- kit with canopy: **ZM-TNT-ECO-3MX3M-SQU-2-(COLOR OR G)**
- stock canopy only: **ZM-TNT-3MX3M-CAN-(COLOR)**
- printed canopy only: **ZM-TNT-3MX3M-CAN-G**
- full wall kits: **ZM-TNT-3MX3M-FLL-WLL-(COLOR OR G)** – sold separately
- half wall kits: **ZM-TNT-3MX3M-HLF-K-(COLOR OR G)** – sold separately

### ECONOMY & STANDARD TENT FEATURES:

- opens to a base size of 9.8' x 9.8'
- hardware only kit includes frame, stakes, guy lines and rolling carry bag
- canopy kits include canopy (standard colors or custom printed), hardware frame, stakes, guy lines and rolling carry bag



Black powder-coated economy steel frame.


All 10' & 20' tents available fully printed & with stock canopy tops and walls.



Red - 186C  
Blue - 286C  
White  
Black

## ZOOM™ STANDARD (ALUMINUM) 10' POPUP TENT

- hardware only kit: **ZM-TNT-STD-3MX3M-FRM-HEX**
- kit with canopy: **ZM-TNT-STD-3MX3M-HEX-(COLOR OR G)**
- stock canopy only: **ZM-TNT-3MX3M-CAN-(COLOR)**
- printed canopy only: **ZM-TNT-3MX3M-CAN-G**
- full wall kits: **ZM-TNT-3MX3M-FLL-WLL-(COLOR OR G)** – sold separately
- half wall kits: **ZM-TNT-3MX3M-HLF-K-(COLOR OR G)** – sold separately



Zoom™ Light Kit attaches to 5', 10' & 20' Economy tents with magnets and Standard tents with hook & loop  
**ZM-TNT-LED-01**

See p. 174 for more details



Long-lasting, rust-resistant silver aluminum frame!

10' & 20' tents come in roller bag.





# POPUPTENTS

## ZOOM™ STANDARD (ALUMINUM) 20' POPUP TENT

- hardware only kit: **ZM-TNT-STD-3MX6M-FRM-HEX**
- kit with canopy: **ZM-TNT-STD-3MX6M-HEX-(COLOR OR G)**
- stock canopy only: **ZM-TNT-3MX6M-CAN-(COLOR)-3**
- printed canopy only: **ZM-TNT-3MX6M-CAN-G**
- full wall kits: **ZM-TNT-STD-3MX6M-FLL-WLL-(COLOR OR G)**
- half wall kits: **ZM-TNT-STD-3MX6M-HLF-K-(COLOR OR G)**

\*shown with optional sidewall, backwall and Zoom™ Tent Flag



Zoom™ Tent Flag Accessory attaches to any upright pole of any Zoom Popup Tent  
**TNT-ZOOM-ACC-2**

*Canopies, half and full walls are water-resistant.*



**Features include:**

- 20' opens to a base size of 9.8' x 19.6'
- **rust-resistant**, lightweight aluminum frame is completely self-contained with no loose parts

## ZOOM™ 10' & 20' HALF & FULL WALLS

- 10' standard & economy full wall kits: **ZM-TNT-3MX3M-FLL-WLL-(COLOR OR G)**
- 20' standard full wall kit: **ZM-TNT-STD-3MX6M-FLL-WLL-(COLOR OR G)**
- 10' standard & economy half wall kits: **ZM-TNT-3MX3M-HLF-K-(COLOR OR G)**
- 20' standard half wall kit: **ZM-TNT-STD-3MX6M-HLF-K-(COLOR OR G)**



*Four stock colors to choose from!*



## STOCK HALF & FULL WALL CHOICES

All half and full walls for Zoom™ Economy and Standard tents are available as custom printed or in the stock color of your choice. Actual color may vary.



**Features include:**

- compatible with both Zoom™ Standard and Economy tent frames
- half wall kit includes half wall panel (stock or custom print), half wall pole and two brackets
- full wall kits include full wall panel (stock or custom print)
- graphics are water and UV resistant



All Outdoor products have a one year limited frame warranty and are eco-friendly.

# OUTDOOR TENTS

## ZOOM™ ECONOMY (STEEL) 5' POPUP TENT

hardware only kit: **ZM-TNT-ECO-1.5MX1.5M-FRM-SQU-3**

kit with canopy: **ZM-TNT-ECO-1.5MX1.5M-SQU-2-G**

printed canopy only: **ZM-TNT-1.5MX1.5M-CAN-G**

full wall kit: **ZM-TNT-1.5MX1.5M-FLL-WLL-(G)**

### FEATURES INCLUDE:

- opens to a base size of 4.7' x 4.7'
- black powder coated economy steel tent frame is completely self-contained with no loose parts
- custom printed canopy is water and UV-resistant
- hardware kit includes frame, stakes, guy lines and rolling carry bag
- canopy kits include custom printed canopy, hardware frame, guy lines and rolling carry bag



## ZOOM FLEX TENT ZOOM-FLX-TNT

- opens to a size of 8.6' x 8.6'
- comes with fiberglass poles, ground stakes and canopy
- custom printed canopy is mesh fabric
- withstands winds up to 15 mph
- add stackable bases for extra stability
- includes carry bag

Perfect for outdoor events!



All Outdoor products have a one year limited frame warranty and are eco-friendly.

# POPUP BAR™

The portable Popup Bar™ is an expandable, wheeled sampling and serving station perfect for any event—indoor or outdoor! The pre-assembled aluminum frame comes together by unfolding the legs and inserting the interior shelf panels. Fully-customized fabric graphics on the front and sides will win visitors over as you provide an effortless serving experience.



*Simple assembly!  
Tops available in black or gray.*

*Use as a cart!*



## POPUP BAR MINI & LARGE

**Mini:**  
**PBFM902-B (black top)**  
**PBFM902-BB (gray top)**

**Large:**  
**PBFL301-B (black top)**  
**PBFL301-BB (gray top)**

- mini: 23.94" w x 36.63" h x 20" d
- large: 40.13" w x 36.5" h x 20.06" d
- portable, pre-assembled aluminum frame
- zipper-enclosed storage space
- printable graphics on sides & front, attached by hook and loop
- locking wheel casters
- kit includes frame, graphics, two shelves and carry bag

## POPUP BAR MINI & LARGE HEADER

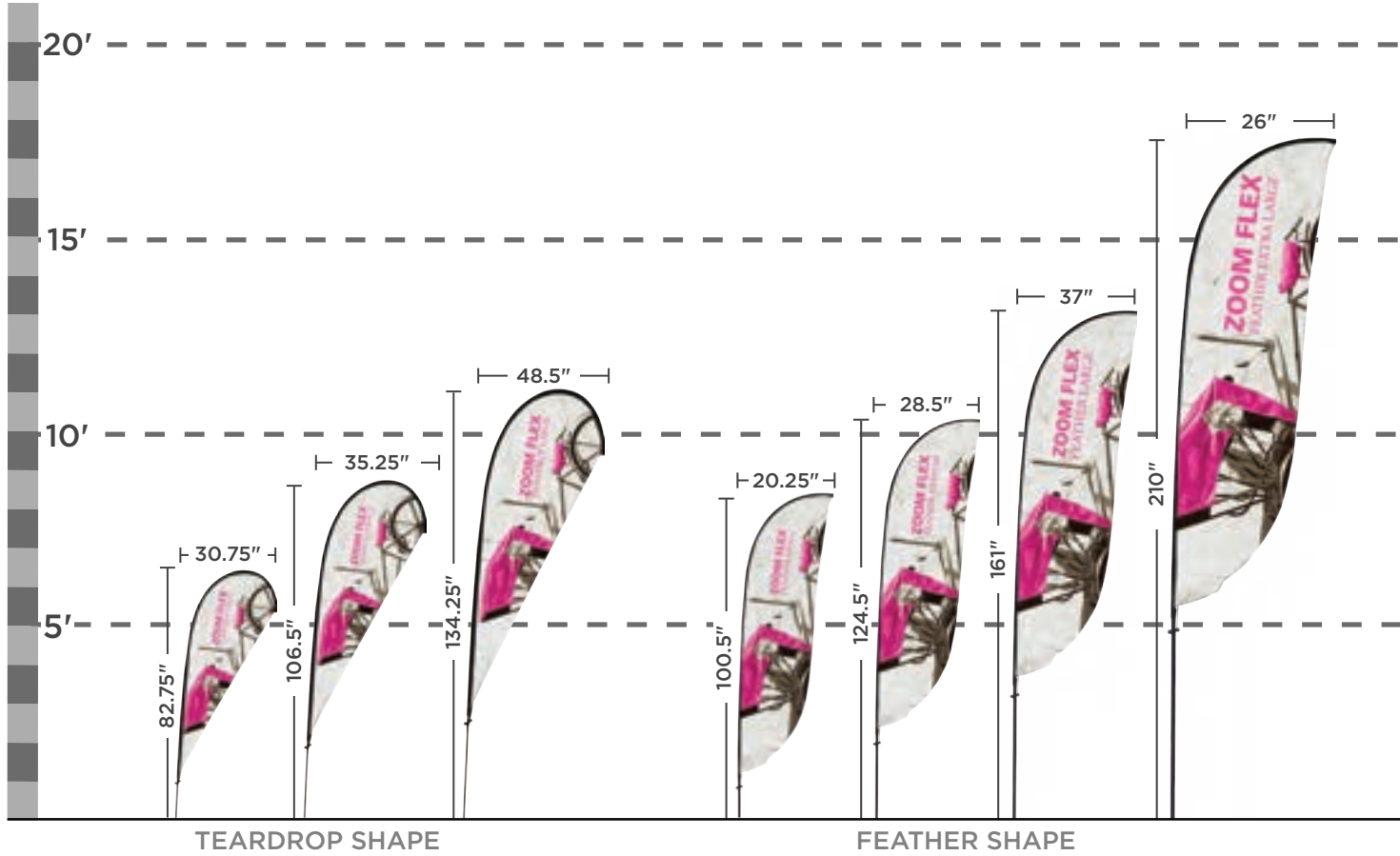
**Mini:** PBFM902-B-HDR  
**Large:** PBFL301-B-HDR

- mini: 22.13" w x 59.52" h x 1.18" d
- large: 38.23" w x 59.52" h x 1.18" d
- 16" graphic height
- accessory headers to attach to the top of the mini & large Popup Bars



All Outdoor products have a one year limited frame warranty and are eco-friendly.





## ZOOM™ FLEX FLAGS

- can be used indoors or outdoors
- comes in four shapes: teardrop, feather, straight & edge
- graphic rotates in wind
- water ring base support adds stability to cross base (optional upgrades)
- graphic printed on flag material
- double-sided graphic available
- includes ground stake only



shown with optional cross base & water ring base support

ZOOM SMALL


ZOOM MEDIUM

ZOOM LARGE

ZOOM EXTRA LARGE



All Outdoor products have a one year limited frame warranty.



\*Not to exact scale, refer to graphic template

## ZOOM™ BASE OPTIONS

STANDALONE BASES		cross base <b>ZOOM-FLX-CB</b>
		square steel base <b>ZOOM-FLX-SQ</b>
		fillable ground base <b>ZOOM-FLX-FB</b>
SAND & TURF		auger base <b>ZOOM-FLX-AGR</b>
		ground stake (included) <b>ZOOM-FLX-STK</b>
DRIVE OVER		drive-over base <b>ZOOM-FLX-DO</b>
BASE SUPPORT		water ring base support <b>ZOOM-FLX-WR</b>
		stackable base <b>ZOOM-FLX-STCK-BASE</b>

## ZOOM™ FLEX ARCH ZOOM-FLX-ARCH

- 114" w x 113.85" h x 1.75" d
- perfect for outdoor races, cross country events, finish lines
- arch shaped flexible fiber poles hold flag graphic
- stakes included
- add sturdy sand or water fillable bases for more stability



Add two stackable bases for extra stability!

## TWIRL TWIRL

- 26.41" w x 79" h x 1" d
- lightweight, fiberglass rod frame
- double-sided pillowcase fabric graphic
- ground stake connection allows for twirl movement



All Outdoor products have a one year limited frame warranty.

# OUTDOOR SIGNAGE



Great for outdoor sporting events and arenas, concerts, festivals and more. Outdoor display products are strong, solid, stable, wind-resistant and durable. Graphics are long-lasting and can endure exposure to outdoor elements.



- approximate max height = 8.3'



## WIND DANCER MINI WIND-MIN

- adjustable graphic height = up to 6'
- economy outdoor flag
- plastic pole, easy push-fit assembly
- hollow plastic base can be filled with water or sand
- double-sided graphic available



- approximate max height = 13.5'



## WIND DANCER LT WIND-LT

- adjustable graphic height = up to 8'8"
- hollow plastic base can be filled with water or sand
- double-sided graphic available
- optional carry bag



- approximate max height = 17.5'



## WIND DANCER WIND-MX

- adjustable graphic height = up to 12'
- flag is approximately 43" wide
- hollow plastic base can be filled with water or sand
- double-sided graphic available
- optional carry bag



## SWING SIGN SWING-SIGN

- visual graphic area = 19.63" w x 29.5" h
- single or double-sided graphic, printed on 6mm PVC
- black, steel portable sign with integrated wheeled base
- hollow plastic base can be filled with sand or water
- double-ring mounting system holds graphic in place while allowing it to swing



## WHIRLWIND WHRL-WND-2

- 30.75" w x 44.12" h x 19.5" d
- front-loading snap frames constructed from aluminum & powder-coated steel
- single or double-sided
- includes clear lens cover
- dual-spring design flexes to withstand wind gusts
- compact durable base can be filled with water or sand for extra stability
- integrated wheel set



## BARRICADE COVERS

CTRL-BRCD-72X36-PS-GDBL  
CTRL-BRCD-72X36-ODC-GDBL  
CTRL-BRCD-97X36-PS-GDBL  
CTRL-BRCD-97X36-ODC-GDBL

- double-sided barricade covers, offered in two widths, 6ft and 8ft
- offered in your choice of Power Stretch Dye-sublimated fabric or Outdoor Canvas
- can be used indoors and outdoors
- cover only; barricade hardware not included
- cover includes two, 2 x 2 notches on one side, two zippers on the other side, open bottom





# OUTDOOR SIGNAGE

## CONTOUR

CONTOUR-WB  
CONTOUR-PB

- two printed graphics (front & back) available in six unique shapes
- choose from plate base or hollow, fillable base with dual-spring design to flex and withstand wind gusts
- hollow, fillable base can be filled with water or sand for added stability
- graphics easily secure to either base using hook & loop

## CHOOSE YOUR BASE




Plate Base

OR



Fillable Base

## CHOOSE YOUR SIGN SHAPE



ARROW UP  
CONTOUR-01-G



ARROW SIDE  
CONTOUR-02-G



WAVE 1  
CONTOUR-03-G



BOTTLE  
CONTOUR-04-G



CIRCLE  
CONTOUR-05-G



WAVE 2  
CONTOUR-06-G



APEX  
APEX

- double-sided plastic A-frame
- printed directly on the plastic for a smooth look
- for indoor or outdoor use



ACE-2  
ACE-2

- visual graphic area = 28.87" w x 35" h
- double-sided aluminum A-frame sign holder with black plastic corner grips
- clear dry erase graphic lenses included
- front-loading snap frames for easy graphic swaps
- quick, toolless assembly



ACE ECO  
ACE-ECO



- foldable, economy aluminum A-frame sign
- choice of printed 6mm PVC boards and/or dry erase boards
- boards slide in at the top of the frame
- can be used indoors and outdoors
- quick, toolless assembly

# OUTDOOR SIGNAGE



Outdoor display products are strong, solid, stable, wind-resistant and durable. Graphics are long-lasting and can endure exposure to outdoor elements.

## THUNDER



THUNDER-1

- 35.06" w x 82.75" h x 29" d
- double-sided outdoor retractable banner stand
- large twist-lock feet
- stakes included to secure to ground
- snap-top graphic rail
- 3-piece bungee pole



## BLIZZARD



BLZD

- max width x min height: 40" w x 57" h
- min width x max height: 23.5" w x 80" h
- max width x max height: 40" w x 74.5" h
- min width x min height: 23.5" w x 63.25" h
- outdoor banner stand
- hollow base can be filled with either water or sand as weighing agent
- easy grommet graphic attachment



## MONSOON



MONSN-2

- visual graphic area = approx. 92.125" w x 32" h
- semi-portable single or double-sided billboard
- easy grommet graphic attachment
- includes ground stakes & bungee rope
- comes with carry case



## STOWAWAY



STOW-3-S: 75.5" w x 37" h x 24" d  
STOW-3-L: 97.5" w x 50" h x 34" d  
STOW-3-XL: 134" w x 63" h x 43" d

- lightweight, high visual-impact display stand
- indoor/outdoor use
- carbon fiber bungee poles easily assemble
- includes ground stakes and carry case
- no tools required
- custom printed graphics



Ground stakes included.





# OUTDOOR SIGNAGE

Outdoor display products are strong, solid, stable, wind-resistant and durable. Graphics are long-lasting and can endure exposure to outdoor elements.

## ZOOM™ FLEX OUTDOOR BILLBOARD



ZOOM-FLX-OD-BB

- 106" w x 78.74" h x 32" d
- heavy-duty tubular frame with flexible fiberglass poles at the top
- single or double-sided mesh pillowcase fabric graphic slips over frame (no base or bag, packs in box)
- includes two bags to add weight for stability



## CAMPAIGN CP-B3

- counter dimensions not including canopy 32" w x 34.5" h x 18.5" d
- hook & loop PVC graphic
- quick assembly
- strong & easy-to-clean plastic parts



*Plastic construction makes Campaign easy to clean!*

## PARKWAY

single span: PKWY-S-SPN-3  
double span: PKWY-D-SPN-3

- single span = 32" w x 60" h
- double span = 67" w x 60" h
- withstands winds up to 38MPH
- single or double span street pole banner





# TABLE THROWS & RUNNERS

## FULLY PRINTED TABLE THROW

- 4' full: TBL-T-4-F
- 4' economy: TBL-T-4-E
- 4' full (48" w x 36" h): TBL-T-4-36-F
- 4' economy (48" w x 36" h): TBL-T-4-36-E
- 6' full: TBL-T-6-F
- 6' economy: TBL-T-6-E
- 8' full: TBL-T-8-F
- 8' economy: TBL-T-8-E

shown with  
Perch table pole  
banner (p. 15)

- complete your presentation with a 4', 6' or 8' full or economy premium printed table throw
- lends a polished appearance to any display
- maximize your advertising with additional space to display your message



carry bags available,  
fits 4 or 6 table throws  
TBL-THRW-BG  
TBL-THRW-BG2



## CONVERTIBLE TABLE THROW

- convertible full: TBL-T-FC
- convertible economy: TBL-T-EC

- printed throw converts quickly and easily to fit both a 6' and 8' table
- hook and loop tabs make conversion simple



*8' convertible table throw shown.*

## TABLE RUNNERS

- 24" full: TBL-R-24-F
- 24" economy: TBL-R-24-E
- 30" full: TBL-R-30-F
- 30" economy: TBL-R-30-E
- 36" full: TBL-R-36-F
- 36" economy: TBL-R-36-E
- 60" full: TBL-R-60-F
- 60" economy: TBL-R-60-E

- accent your solid colored table throw with a full color printed runner
- available in four widths

*Fully printed, excellent quality!*



# TABLE THROWS & RUNNERS

## STRETCH TABLE THROW

- 4' full: TBL-SW-4-F
- 4' full (48" w x 36" h): TBL-SW-4-36-F
- 6' full: TBL-SW-6-F
- 8' full: TBL-SW-8-F

- tailored to fit 4', 6' & 8' tables top to bottom
- optional carry bag available, see p. 39
- stretch fabric dye-sublimated printed table throw lends a stylish look to any display
- zipper in the back provides access to underneath the table



## FITTED TABLE THROW

- 4' full: TBL-FT-4-F
- 4' full (48" w x 36" h): TBL-FITTED-4-36-F
- 4' economy (48" w x 36" h): TBL-FITTED-4-36-E
- 6' full: TBL-FT-6-F
- 8' full: TBL-FT-8-F

- form fitted to fit 4', 6' & 8' tabletops
- optional carry bag available, see p. 39
- fitted fabric dye-sublimated printed table throw lends a polished look to any display



## ROUND TABLE THROWS

- 30" dia., 30" h draped, fitted & stretch options
- 30" dia., 42" h draped, fitted & stretch options
- 48" dia., 30" h draped & fitted options
- 60" dia., 30" h draped & fitted options

- tailored to fit round tables
- printed on premium dye-sublimated fabric
- all options lend a stylish and polished look to any event



## OUTDOOR TABLE THROW

- 6' full: TBL-ODC-FITTED-6-F
- 8' full: TBL-ODC-FITTED-8-F

- form fitted to fit 6' & 8' tabletops
- UV printed on outdoor canvas; remains on the table even in windy conditions
- water and spill resistant
- lends a polished look to any outdoor event or display

*Water and spill resistant!*



Table throws and runners come with a graphic limited warranty of 6 months and are made in North America.

# FOLDING PANEL TABLETOP DISPLAYS

Having a small space does not mean you cannot make a big impact! Tabletop displays are lightweight, highly portable and ideal for adding "WOW" factor to any 4ft, 6ft or 8ft long standard table display.

## HORIZON™ TABLETOP DISPLAYS



- main panel sizes approximately = 23.5" w x 35.5" h
- custom sized panel displays are available
- shown with optional detachable graphics
- available in a variety of fabric color options shown below



WEIGHS 12 LBS  
Horizon 3  
HZ-TT-S



WEIGHS 13.5 LBS  
Horizon 5  
HZ-TT-M

## FABRIC CHOICES

All folding panel display systems are available with printed graphic murals or "hook & loop-friendly" fabric panels of your choice. Actual fabric color may vary slightly.

### REGAL - SMOOTH EXHIBIT & DISPLAY FABRIC



R01 carbon R02 chrome R03 storm R28 azure blue

### PREMIER - RIBBED EXHIBIT & DISPLAY FABRIC



R28 persian blue R29 beach R31 eco green R30 maroon  
R02 steel R03 charcoal R15 cinder R01 lava

## POPULAR TABLETOP DISPLAYS

Tabletop versions of the highly popular expandable Hopup™, Embrace™, Xclaim™ and Coyote™ fabric displays are available, providing numerous stylish options to choose from!



Hopup 5' Straight

see p. 44



Embrace 5' Straight

see p. 50



Xclaim 5' (Kit 02)

see p. 58



Coyote 6'

see p. 66



# TABLETOP DISPLAYS

## VOYAGER™ FOLDING PANELS



The Voyager™ has been specially developed as a briefcase style tabletop display and is a great choice for promotions on the go. It has a rigid, thermo formed ABS exterior and a black, hook and loop friendly fabric interior. Detachable graphics allow for easy message changes! Headers shown are an additional option. Extra graphics can be stored in the display case and packed away for easy storage.



**WEIGHS**  
5 LBS **VY-1**

Voyager Mini Kit (small)  
open dimensions: 48" w x 18" h  
closed dimensions: 24" w x 18" h



**WEIGHS**  
6.5 LBS **VY-2**

Voyager Maxi Kit (medium)  
open dimensions: 48" w x 24" h  
closed dimensions: 24" w x 24" h



**WEIGHS**  
8.25 LBS **VY-3**

Voyager Mega Kit (large)  
open dimensions: 48" w x 32" h  
closed dimensions: 24" w x 32" h



**WEIGHS**  
8.25 LBS **VY-4**

Voyager Supreme Kit (x-large)  
open dimensions: 64" w x 24" h  
closed dimensions: 32" w x 24" h



**WEIGHS**  
10 LBS **VY-5**

Voyager Monster Kit (xx-large)  
open dimensions: 64" w x 32" h  
closed dimensions: 32" w x 32" h



## VOYAGER CARRY BAG



- Voyager Mini bag: **VY-1-BG**
- Voyager Maxi bag: **VY-2-BG**
- Voyager Mega bag: **VY-3-BG**
- Voyager Supreme bag: **VY-4-BG**
- Voyager Monster bag: **VY-5-BG**



# HOPUP™ TENSION FABRIC



## FAST. DYNAMIC. FABRIC.

Combining style and speed, the attached fabric graphic makes the Hopup™ the fastest display on the market • The Hopup is one of the most dynamic and popular large format graphic displays due to its maximum impact with minimal effort • Lightweight and highly portable • Easy to set up and packs away as fast as it sets up



# HOPUP™ BACKWALLS

The Hopup™ is one of the most dynamic and popular large format graphic displays due to its maximum impact with minimal effort. Hopup Tension Fabric Displays come in a variety of sizes and are offered in straight and curved frames with and without endcaps. Hopups require no tools for assembly, are lightweight and highly portable and they pack away as easy as they set up!



Hopup frames come with a carry bag\*; add an optional hard case (p. 174)



all sizes available with or without endcaps



# HOPUP™ CONFIGURATIONS STRAIGHT OR CURVED | WITH OR WITHOUT ENDCAPS



2 ½' tabletop  
HOP-1X1FG-S-1  
HOP-1X1FGE-S-1



5' tabletop  
HOP-2X1FG-S/C-1  
HOP-2X1FGE-S/C-1



5' tabletop  
HOP-2X2FG-S/C-1  
HOP-2X2FGE-S/C-1



7 ½' tabletop  
HOP-3X2FG-S/C-1  
HOP-3X2FGE-S/C-1



2 ½' full height standard display  
HOP-1X3FG-S-1  
HOP-1X3FGE-S-1



5' full height standard display  
HOP-2X3FG-S/C-1  
HOP-2X3FGE-S/C-1



7 ½' full height standard display  
HOP-3X3FG-S/C-1  
HOP-3X3FGE-S/C-1



7 ½' extra tall standard display  
HOP-3X4FG-S/C-1  
HOP-3X4FGE-S/C-1



10' full height standard display  
HOP-4X3FG-S/C-1  
HOP-4X3FGE-S/C-1

## HOPUP™ COUNTER HOP-CT-2

- collapsible display counter
- easy to assemble
- includes clear internal shelf
- 41.75" w x 39.69" h x 14.25" d
- top available in four color options (p. 163)



# HOPUP™ CONFIGURATIONS STRAIGHT OR CURVED | WITH OR WITHOUT ENDCAPS

Extra tall  
kits are  
almost 10'  
tall!



10' extra tall standard display  
HOP-4X4FG-S/C-1  
HOP-4X4FGE-S/C-1



12 1/4' full height standard display  
HOP-5X3FG-S/C-1  
HOP-5X3FGE-S/C-1



12 1/4' extra tall standard display  
HOP-5X4FG-S/C-1  
HOP-5X4FGE-S/C-1



15' full height standard display  
HOP-6X3FG-S/C-1  
HOP-6X3FGE-S/C-1



20' full height standard display  
HOP-8X3FG-S-1  
HOP-8X3FGE-S-1



30' full height standard display  
HOP-12X3FG-S-1  
HOP-12X3FGE-S-1  
\*carry bag not included

Hopup frames come with a carry bag\*;  
add an optional hard case (p. 174)



All sizes  
available with  
or without endcaps.



Hopup frames are eco-friendly, come with a wheeled carry bag\* and have a limited lifetime warranty.

# HOPUP™ BACKLIT KITS

## BACKLIT HOPUP™

- lightweight silver frame
- supports an integrated full-fitted fabric graphic mural with end caps and includes back liner
- available in 5' Tabletop, 2 ½', 7 ½' or 10' full height sizes (straight only)
- patented LED lights connect easily to scissors on top & bottom for even light distribution
- comes in an OCX molded case

- HOP-2-BL-2X2-S - 5' Tabletop Kit
- HOP-2-BL-1X3-S - 2 ½' Kit
- HOP-2-BL-3X3-S - 7 ½' Kit
- HOP-2-BL-4X3-S - 10' Kit



## HOPUP™ DIMENSION KITS

### DIMENSION KIT 01

HOP-DIM01-3X3FG-S  
HOP-DIM-01

- 7 ½' full height straight backwall
- 2 stand-off rigid graphic accents with literature holders
- monitor\* mount supports 23" monitor, max weight = 30 lbs
- 2 x LED lights



### DIMENSION KIT 02

HOP-DIM02-3X3FG-S  
HOP-DIM-02

- 7 ½' full height straight backwall
- stand-off counter supports max 35 lbs
- counter features graphic and literature holder
- monitor\* mount supports 23" monitor, max weight = 30 lbs
- 2 x LED lights



### DIMENSION KIT 03

HOP-DIM03-4X3FGE-S  
HOP-DIM-03

- 10' full height straight backwall
- accessory counter features:
  - monitor\* mount supports 40" monitor, max weight = 50 lbs
  - counter top holding max weight of 35 lbs
  - printed fabric graphic and literature holder
- 2 x LED lights



### DIMENSION KIT 04

HOP-DIM04-4X3FGE-S  
HOP-DIM-04

- 10' full height straight backwall
- standoff counter features:
  - fabric graphic messaging area (top)
  - printed fabric graphic (bottom)
  - counter top holding max weight of 35 lbs
- 2 x LED lights



\*Monitors not included.

Hopup Dimensions counter tops are available in your choice of four color options



Hopup frames are eco-friendly, come with a wheeled carry bag\* and have a limited lifetime frame warranty.





# HOPUP™ LITE BACKWALLS

The Hopup™ Lite features an economy, lightweight collapsible frame, yellow locking arms and a front only or full-fitted fabric graphic. Hopup Lite is available in 7 ½' and 10' wide straight configurations and comes with a soft carry bag. No tools are required for assembly, simply expand the frame, lock the arms and go!



*A fast, economy collapsible display.*

## HOPUP™ LITE



7 ½' full height standard display  
footprint dimensions:  
89.25" w x 89.5" h x 12" d  
**HOP-LITE-3X3-FG-S**  
**HOP-LITE-3X3-FGE-S**



10' full height standard display  
footprint dimensions:  
118.5" w x 89.5" h x 12" d  
**HOP-LITE-4X3-FG-S**  
**HOP-LITE-4X3-FGE-S**

Hopup Lite frames are eco-friendly, come with a soft carry bag, and have a one year warranty.

# EMBRACE™ PUSH-FIT TENSION FABRIC



## EMBRACE. THE. FRAME.

Embrace's push-fit fabric graphic hugs the collapsible frame and makes this portable display sleek and seamless • Simply pop up the frame, attach the channels for the graphic, then push the graphic beading and graphic into the channel



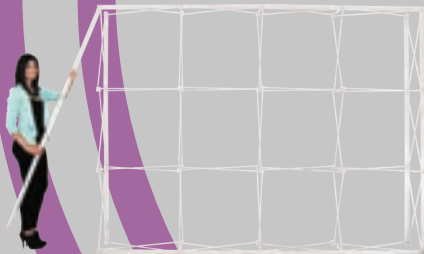
# EMBRACE™ BACKWALLS

Embrace™ is one of the sleekest collapsible portable displays and it delivers style with minimal effort. Embrace Fabric Displays come in a variety of sizes and are offered with or without endcaps. Embrace requires no tools for assembly, is lightweight and highly portable. Embrace features crisp, straight edges due to the simple, push-fit fabric graphic attachment.

Easy push-fit fabric graphics go into channel.



Kits include frame, channel bars, graphic and carry bag!



## EMBRACE™ BACKWALL

- lightweight anodized white frame
- stabilizer feet on all frames 3 quads high
- simple assembly
- perimeter channel bars connect to frame and hold push-fit fabric graphic
- crisp, push-fit fabric graphic creates clean, straight edges; comes with front or fully fitted graphic (with end caps)
- carry bag included; add a Trolley as an optional upgrade



Channel bars for insertion of fabric graphic easily connect and slide onto collapsible frame.



locking arms



comes with a carry bag; add a Trolley roller (p. 174)

EMBRACE | PUSH-FIT TENSION FABRIC



# EMBRACE™ CONFIGURATIONS GRAPHIC WITH OR WITHOUT ENDCAPS



2 ½' tabletop  
footprint dimensions:  
31.25" w x 31.38" h x 14.5" d  
**EMB-2-1X1FG-S**  
**EMB-2-1X1FGE-S**



5' tabletop  
footprint dimensions:  
59.81" w x 31.38" h x 14.5" d  
**EMB-2-2X1FG-S**  
**EMB-2-2X1FGE-S**



5' tabletop  
footprint dimensions:  
59.81" w x 60" h x 14.5" d  
**EMB-2-2X2FG-S**  
**EMB-2-2X2FGE-S**



7 ½' tabletop  
footprint dimensions:  
88.5" w x 60" h x 14.5" d  
**EMB-2-3X2FG-S**  
**EMB-2-3X2FGE-S**



2 ½' full height standard display  
footprint dimensions:  
31.25" w x 88.94" h x 23.25" d  
**EMB-2-1X3FG-S**  
**EMB-2-1X3FGE-S**



5' full height standard display  
footprint dimensions:  
59.81" w x 88.94" h x 23.25" d  
**EMB-2-2X3FG-S**  
**EMB-2-2X3FGE-S**


Full height kits are 8' tall!

## EMBRACE™ COUNTER

**EMB-2-CT**  
**EMB-2-CT-BL (Backlit counter)**

- 41" w x 40.5" h x 15.75" d
- collapsible display counter
- includes internal shelf
- push-fit fabric graphics
- top available in four laminate finish options

Embrace counter tops are available in your choice of four color options



white shelf



All sizes available with or without endcaps!

comes with a carry bag;  
optional hard cases available (p. 174)



# EMBRACE™ CONFIGURATIONS GRAPHIC WITH OR WITHOUT ENDCAPS



7 1/2' full height standard display  
footprint dimensions:  
88.5" w x 88.94" h x 23.25" d  
**EMB-2-3X3FG-S**  
**EMB-2-3X3FGE-S**




7 1/2' extra tall standard display  
footprint dimensions:  
88.5" w x 118" h x 23.25" d  
**EMB-2-3X4FG-S**  
**EMB-2-3X4FGE-S**

Extra tall kits are almost 10' tall!



10' full height standard display  
footprint dimensions:  
117" w x 88.94" h x 23.25" d  
**EMB-2-4X3FG-S**  
**EMB-2-4X3FGE-S**



10' extra tall standard display  
footprint dimensions:  
117" w x 118" h x 23.25" d  
**EMB-2-4X4FG-S**  
**EMB-2-4X4FGE-S**



12 1/4' full height standard display  
footprint dimensions:  
146" w x 88.94" h x 23.25" d  
**EMB-2-5X3FG-S**  
**EMB-2-5X3FGE-S**



15' wide standard display  
footprint dimensions:  
178" w x 88.94" h x 23.25" d  
**EMB-6X3FG-S**  
**EMB-6X3FGE-S**



Clamps go in the middle of each quadrant to connect the walls.



20' w x 7 1/2' h standard display  
footprint dimensions:  
230.31" w x 88.94" h x 23.25" d  
**EMB-2-8X3FG-S**  
**EMB-2-8X3FGE-S**



30' w x 7 1/2' h standard display  
footprint dimensions:  
345.47" w x 88.94" h x 23.25" d  
**EMB-2-12X3FG-S**  
**EMB-2-12X3FGE-S**



Embrace frames are eco-friendly, come with a carry bag, and have a limited lifetime frame warranty.

# EMBRACE™ ACCESSORIES

Accessorize your Embrace™ display and make it more functional!

## EMBRACE MONITOR MOUNT

EMB-2-MM

- monitor bracket supports 30 lbs
- compatible with Embrace frames 3 quads high
- backwall not included



## EMBRACE TABLE

EMB-2-TBL-BLACK

- accessory table includes frame, tabletop and graphics (2 pieces)
- footprint dimensions: 14.96" w x 38.66" h x 47.25" d
- tabletop offered in black
- compatible with Embrace frames 3 quads high
- backwall not included
- comes with carry bag



## EMBRACE SHELVING

EMB-2-EXT-SHLF-K-1

EMB-2-EXT-SHLF-K-2

- shelf dimensions: 26.41" w x 9.88" d
- shelf supports 10 lbs
- compatible with Embrace frames 3 quads high
- perfect for displaying lightweight products or giveaways
- backwall not included
- comes with carry bag



## EMBRACE BRIDGE

EMB-2-BRIDGE

- bridge includes frame and graphics (2 pieces)
- footprint dimensions: 30.71" w x 7.60" h x 88.15" d
- compatible with Embrace frames 3 quads high
- accent adds dimension and additional messaging opportunity
- backwalls not included
- comes with carry bag




*Illuminate your Embrace Bridge!*

## BRIDGE CONNECTOR

EMB-2-BRIDGE-CONNECTOR

- bridge connector uses a simple S-shape connection
- simply slip on the frames and tighten
- two connectors recommended per side



## BRIDGE LIGHT/LIGHT KIT

EMB-2-BRIDGE-LT

EMB-2-BRIDGE-LT-KIT

- illuminate the Embrace Bridge with a Light Kit
- call attention to your display and stand out
- kit includes 3 lights
- comes with carry bag



Embrace accessories are eco-friendly and have a limited lifetime frame warranty.



# Widest range of **DISPLAYS**



**PORTABLE TO CUSTOM!**

# BACKLIT EMBRACE™

The Backlit Embrace™ display system is revolutionary! The patented light system is simple to use and provides bright, even light throughout the display. This display is guaranteed to attract attention at any trade show or in any interior space. You won't be disappointed!



## EMBRACE BACKLIT

- patented LED lights are simple to attach & provide even, bright white lighting
- lightweight, white aluminum frame (same frame as non-illuminated kits)
- supports a single or double-sided backlit push-fit fabric graphic with end caps
- comes with OCX hard case for ultimate protection during transport & storage

*Backlighting kits also available a la carte!*



5' tabletop  
footprint dimensions:  
59.81\"w x 60\"h x 14.5\"d  
**EMB-2-BL-2X2-S**



2 1/2' full height standard display  
footprint dimensions:  
31.25\"w x 88.94\"h x 23.25\"d  
**EMB-2-BL-1X3-S**



5' full height standard display  
footprint dimensions:  
59.81\"w x 88.94\"h x 23.25\"d  
**EMB-2-BL-2X3-S**



7 1/2' full height standard display  
footprint dimensions:  
88.5\"w x 88.94\"h x 23.25\"d  
**EMB-2-BL-3X3-S**



10' full height standard display  
footprint dimensions:  
117\"w x 88.94\"h x 23.25\"d  
**EMB-2-BL-4X3-S**



12 1/4' full height standard display  
footprint dimensions:  
146\"w x 88.94\"h x 23.25\"d  
**EMB-2-BL-5X3-S**



20'w x 7 1/2'h standard display  
footprint dimensions:  
230.31\"w x 88.94\"h x 23.25\"d  
**EMB-2-BL-8X3-S**



Embrace frames are eco-friendly, come with a carry bag, and have a limited lifetime frame warranty.

# EMBRACE™ LITE

The Embrace™ Lite display features an economy, lightweight collapsible frame, channel bars that hold the push-fit fabric graphic and portable carry bag. Embrace Lite is available in 7½' and 10' wide sizes. No tools are required for assembly. Simply expand the frame, attach the channel bars, attach the fabric graphics and you're done!

An economy push-fit graphic display.



## EMBRACE LITE



7 ½' full height standard display  
footprint dimensions:  
88.5" w x 88.63" h x 13.54" d  
**EMB-LITE-3X3FG-S**  
**EMB-LITE-3X3FGE-S**



10' full height standard display  
footprint dimensions:  
117.5" w x 88.63" h x 13.54" d  
**EMB-LITE-4X3FG-S**  
**EMB-LITE-4X3FGE-S**





# XCLAIM™ FABRIC POPUP



## BOLD. VIVID. SIMPLE.

Combining dimension & simplicity • Xclaim™ couples a collapsible frame and magnetic locking arms with brilliant push-fit fabric graphics • Ease, style and the versatility Xclaim provides with simple graphic changes makes this system a top choice



# XCLAIM™ FABRIC POPUP

The Xclaim™ fabric popup system features super stretch push-fit fabric graphics that come pre-attached to the collapsible frame to create sleek, polished displays. Displays are available in a variety of sizes and configurations, and the multitude of placement possibilities of the push-fit fabric graphics are endless and customizable! Using a lightweight magnetic collapsible frame, Xclaim displays require no tools for assembly, are portable, durable and set up and pack down fast.



XCLAIM 3X3 KIT 03  
XCLM-3X3-K3



*Magnetic bars = simple assembly!*





# XCLAIM™ FABRIC POPUP

Xclaim™ features super stretch push-fit fabric graphics that come pre-attached to the collapsible frame to create sleek, polished displays. Displays are available in a variety of sizes and configurations, and the multitude of placement possibilities of the push-fit fabric graphics are endless! Using lightweight, magnetic collapsible frame similar to the Coyote™ Popup line, Xclaim displays are portable, durable and set up and pack down fast.

## XCLAIM TABLETOP KITS



5' tabletop  
footprint dimensions:  
59.11" w x 59.42" h x 12.8" d  
**XCLM-2X2-K1**



5' tabletop  
footprint dimensions:  
59.11" w x 59.42" h x 12.8" d  
**XCLM-2X2-K2**



5' tabletop  
footprint dimensions:  
59.11" w x 59.42" h x 12.8" d  
**XCLM-2X2-K3**



5' tabletop  
footprint dimensions:  
59.11" w x 59.42" h x 12.8" d  
**XCLM-2X2-K4**



Xclaim popups are eco-friendly and have a limited lifetime frame warranty.



# XCLAIM™ FABRIC POPUP

## 2 1/2' W FULL HEIGHT KITS



2 1/2' full height display  
footprint dimensions:  
30.30" w x 88.23" h x 12.8" d  
**XCLM-1X3-K1**



2 1/2' full height display  
footprint dimensions:  
30.30" w x 88.23" h x 12.8" d  
**XCLM-1X3-K2**



2 1/2' full height display  
footprint dimensions:  
30.30" w x 88.23" h x 12.8" d  
**XCLM-1X3-K3**



2 1/2' full height display  
footprint dimensions:  
30.30" w x 88.23" h x 12.8" d  
**XCLM-1X3-K4**

## 5' W FULL HEIGHT KITS



5' full height display  
footprint dimensions:  
59.11" w x 88.23" h x 12.8" h  
**XCLM-2X3-K1**



5' full height display  
footprint dimensions:  
59.11" w x 88.23" h x 12.8" h  
**XCLM-2X3-K2**



Add a shelf.



Magnetic arms  
make assembly  
simple!



Xclaim popups are eco-friendly and have a limited lifetime frame warranty.

# XCLAIM™ FABRIC POPUP 7 1/2'W FULL HEIGHT KITS



7 1/2' full height display  
footprint dimensions:  
87.92"w x 88.23"h x 12.8"d  
**XCLM-3X3-K1**



7 1/2' full height display  
footprint dimensions:  
87.92"w x 88.23"h x 12.8"d  
**XCLM-3X3-K2**



7 1/2' full height display  
footprint dimensions:  
87.92"w x 88.23"h x 12.8"d  
**XCLM-3X3-K3**



7 1/2' full height display  
footprint dimensions:  
87.92"w x 88.23"h x 12.8"d  
**XCLM-3X3-K4**



7 1/2' full height display  
footprint dimensions:  
87.92"w x 88.23"h x 12.8"d  
**XCLM-3X3-K5**



7 1/2' full height display  
footprint dimensions:  
87.92"w x 88.23"h x 12.8"d  
**XCLM-3X3-K6**





# XCLAIM™ FABRIC POPUP 10'W FULL HEIGHT KITS



10' full height display  
footprint dimensions:  
116.72" w x 88.23" h x 12.8" d  
**XCLM-4X3-K1**



10' full height display  
footprint dimensions:  
116.72" w x 88.23" h x 12.8" d  
**XCLM-4X3-K2**



10' full height display  
footprint dimensions:  
116.72" w x 88.23" h x 12.8" d  
**XCLM-4X3-K3**



Magnetic arms =  
simple assembly!



Push-fit  
fabric graphics.



Add optional shelves, available  
in four color options  
**XCLM-SHLF-K**




silver black mahogany natural



Xclaim popups are eco-friendly and  
have a limited lifetime frame warranty.



# XCLAIM™ FABRIC POPUP 10'W FULL HEIGHT KITS



10' full height display  
footprint dimensions:  
116.72" w x 88.23" h x 12.8" d  
**XCLM-4X3-K4**



10' full height display  
footprint dimensions:  
116.72" w x 88.23" h x 12.8" d  
**XCLM-4X3-K5**



10' full height display  
footprint dimensions:  
116.72" w x 88.23" h x 12.8" d  
**XCLM-4X3-K6**



Magnetic arms =  
simple assembly!



Push-fit  
fabric graphics.



Add optional shelves, available  
in four color options  
**XCLM-SHLF-K**




silver black mahogany natural




# XCLAIM™ FABRIC POPUP

## 7'W KITS



7' display  
footprint dimensions:  
83.51" w x 63.14" h x 12.8" d  
**XCLM-3QP-K1**



7' display  
footprint dimensions:  
83.51" w x 63.14" h x 12.8" d  
**XCLM-3QP-K2**

## 10'W KITS



10' display  
footprint dimensions:  
124.25" w x 83.51" h x 12.8" d  
**XCLM-6QP-K1**




10' display  
footprint dimensions:  
124.25" w x 83.51" h x 12.8" d  
**XCLM-6QP-K2**


## 14'W FULL HEIGHT KITS



14' full height display  
footprint dimensions:  
164.99" w x 103.88" h x 12.8" d  
**XCLM-10QP-K1**



14' full height display  
footprint dimensions:  
164.99" w x 103.88" h x 12.8" d  
**XCLM-10QP-K2**



14' full height display  
footprint dimensions:  
164.99" w x 103.88" h x 12.8" d  
**XCLM-10QP-K3**



# POPOP DISPLAY SYSTEMS



## RELIABLE. PORTABLE. ESSENTIAL.

The Coyote™ popup display system combines reliability, portability and style • State-of-the-art rare earth neo magnets make Coyotes fast and easy when compared to complicated “snap in” channel bars and fragile locking style systems • All Coyote displays are offered in curved or straight systems, single or double-sided • Combine graphic mural panels or versatile hook & loop-friendly fabric panels




# COYOTE™ POPUP DISPLAY SYSTEMS

This fully magnetic popup display system provides a graphic or hook & loop receptive fabric backwall. Coyote™ popup displays require no tools for assembly, are portable, versatile, durable and easy to use. The Coyote line features a plethora of accessory options to add such as shelves, monitor mounts and case-to-counter conversion kits and graphics.



*A versatile display system!*



## FABRIC CHOICES

All Coyote popup display systems are available with printed graphic murals or "hook & loop-friendly" fabric panels of your choice. Actual fabric color may vary slightly.

### REGAL - SMOOTH EXHIBIT & DISPLAY FABRIC



R01 carbon R02 chrome R03 storm R28 azure blue

### PREMIER - RIBBED EXHIBIT & DISPLAY FABRIC



R28 persian blue R29 beach R31 eco green R30 maroon



R02 steel R03 charcoal R15 cinder R01 lava

# COYOTE™ POPUP DISPLAY SYSTEMS



4'w tabletop  
footprint dimensions:  
45.5" w x 30.63" h x 12.5" d  
**COY-KKG-1X1-C**



6'w tabletop  
footprint dimensions:  
73" w x 30.63" h x 19.25" d  
**COY-KKG-2X1-C**



6'w tabletop  
footprint dimensions:  
73" w x 59.38" h x 19.25" d  
**COY-KKG-2X2-C**



8'w tabletop  
footprint dimensions:  
97.25" w x 59.38" h x 25" d  
**COY-KKG-3X2-C**



6'w full height  
slim-line display system  
footprint dimensions:  
73" w x 87.56" h x 19.25" d  
**COY-KKG-2X3-C**



8'w full height  
standard display system  
footprint dimensions:  
97.25" w x 87.56" h x 25" d  
**COY-KKG-3X3-C**



8'w serpentine  
full height display system  
footprint dimensions:  
102" w x 87.56" h x 20.25" d  
**COY-KKG-ST-8**



10'w full height  
standard display system  
footprint dimensions:  
118" w x 87.56" h x 36.5" d  
**COY-KKG-4X3-C**



11'w serpentine  
full height display system  
footprint dimensions:  
129" w x 87.56" h x 22" d  
**COY-KKG-ST-10**



11'w standard horseshoe  
full height exhibit system  
footprint dimensions:  
113" w x 87.56" h x 54" d  
**COY-KKG-HS**



17'w deluxe horseshoe  
full height exhibit system  
footprint dimensions:  
193.5" w x 87.56" h x 59.5" d  
**COY-KKG-DHS**



# COYOTE™ POPUP DISPLAY SYSTEMS



20'w gullwing  
full height exhibit system  
footprint dimensions:  
231" w x 87.56" h x 41" d  
**COY-KKG-GW**



20'w serpentine  
full height exhibit system  
footprint dimensions:  
217.75" w x 87.56" h x 60.5" d  
**COY-KKG-SPNT**

## INTERNAL SHELF KIT

**COY-IS-CK**

- presents products or literature
- comes with 2 clear acrylic shelves to be used horizontally or at 45° angles
- max capacity per shelf = 15 lbs, max per quadrant = 45 lbs
- for use with curved frame only
- lighting package available (not to be stored with display)



## MONITOR MOUNT

**COY-MM**

- fully integrates with straight or curved Coyote™ systems
- one panel cut to fit the monitor\*
- VESA bolt compatible
- max weight = 50 lbs
- LCD max size = 23"



## OCX CASE TO COUNTER CONVERSION



### OCX

- premium latches for maximum strength
- roto molded transit case
- built in wheels, handle
- UPS approved
- optional wood counter available (see p. 174)

### ROLL WRAP

**OCX-C2C-G**

- available in carpet or graphic
- converts OCX to a counter
- polymer counter surface exposed
- optional wood counter top can be added in your choice of silver, black, mahogany or natural

### STRETCH WRAP

**OCX-SW-G**

- stretch fabric pullover
- converts OCX to a counter
- polymer counter surface covered by fabric



\*Monitors not included.

Coyotes come with a limited lifetime frame warranty.



# MODULATE®



## MIX. MATCH. RECONFIGURE.

Ideal for making a unique display solution • Magnetic connections add functionality and versatility • Choose from 15 separate banner shapes and sizes to create a custom combination • Pre-defined 30ft inline kits reconfigure into smaller exhibit sizes with no extra parts or packaging • Choose from straight, convex or concave banners




# MODULATE® MAGNETIC MIX & MATCH BANNERS

Modulate® allows for customized configurations of banners and backwalls with the use of **MAGNETIZED** frames. Aluminum tube frames are coupled with zipper pillowcase fabric graphics to create versatile, eye-catching displays.

*Simply assemble frames, add graphics and place desired frames next to one another!*



MODULATE SERIES 3  
10FT FABRIC BACKWALL  
KIT 05  
MOD-10-05-M-TL



*High-powered internal magnets!*



*Features universal, patented magnet connectors!*



*See full line of banner options on p. 70-71.*



# MODULATE® MAGNETIC MIX & MATCH BANNERS

**MAGNETIZED** fabric banners feature unique angles and shapes, are portable and easy to assemble. Choose from 14 frame shapes and connect to design your own combinations.

## CONVEX & CONCAVE SHAPED BANNERS



**MOD-FRM-01-M-TL**  
60"w x 96"h x 19"d



**MOD-FRM-02-M-TL**  
60"w x 96"h x 19.3"d



**MOD-FRM-03-M-TL**  
35"w x 96"h x 17.72"d



**MOD-FRM-04-M-TL**  
35"w x 96"h x 17.72"d



**MOD-FRM-05-M-TL**  
112.58"w x 92.36"h x 31.23"d




**MOD-FRM-06-M-TL**  
45.74"w x 96"h x 17.72"d


## MODULATE COUNTER

### MOD-CNTR-M

- 31.5"w x 40"h x 23.5"d
- magnetic, tubular frame with snap buttons
- fabric graphic attaches via hook and loop around the frame & zips in the back
- internal shelf provides area to store materials
- portable carry bag makes transport simple
- counter top is available in your choice of four color options



silver black mahogany natural



back view




Modulate displays come with a carry bag and a lifetime limited frame warranty.



# MODULATE® MAGNETIC MIX & MATCH BANNERS

## DESIGN YOUR OWN COMBINATIONS

### STRAIGHT BANNERS



**MOD-FRM-07-M-TL**  
90.78" w x 92" h x 17.72" d



**MOD-FRM-08-M-TL**  
46.7" w x 92" h x 17.72" d



**MOD-FRM-09-M-TL**  
66.74" w x 96" h x 17.72" d




**MOD-FRM-10-M-TL**  
32.74" w x 96" h x 17.72" d



**MOD-FRM-11-M-TL**  
43.74" w x 92" h x 17.72" d  
right taper or left taper



**MOD-FRM-12-M-TL**  
96.34" w x 48.39" h x 17.72" d



**MOD-FRM-13-M-TL**  
48.74" w x 96" h x 17.72" d



**MOD-FRM-14-M-TL**  
96.7" w x 96" h x 17.72" d



**MODULATE DOOR  
MOD-DOOR-M**  
48" w x 96" h x 1.17" d

door handle

### ACCENT LADDERS



**ACCENT LADDER 01\*  
MOD-ML-01**  
31.5" w x 92.2" h x 23.5" d  
\*backwall not included



**ACCENT LADDER 02\*  
MOD-ML-02**  
31.5" w x 96.2" h x 23.5" d  
\*backwall not included



Modulate displays come with a carry bag and a lifetime limited frame warranty.

# MODULATE® RECONFIGURABLE KITS

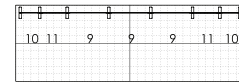
If you have a tradeshow schedule where you have multiple size spaces to plan for, Modulate® pre-defined 30' inline kits can reconfigure easily into smaller exhibit sizes with no extra parts or packaging! **MAGNETIC** frames connect quickly and easily. **Maximize your value in a versatile, reconfigurable system.**

## RECONFIGURE INTO MULTIPLE SIZES!

### CONVERT A 30' INLINE



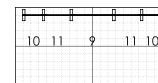
MOD-30-02-M-TL



### INTO A 20' INLINE



MOD-20-02-M-TL



### OR TWO 10' INLINE DISPLAYS



MOD-10-03-M-TL



MOD-10-04-M-TL



MODULATE | RECONFIGURABLE KITS



Modulate displays come with a carry bag and a lifetime limited frame warranty.

# MODULATE® RECONFIGURABLE KITS

**CONVERT A 30' INLINE**

**MOD-30-01-M-TL**

**INTO A 20' INLINE**

**MOD-20-01-M-TL**  
Kit includes banners 3, 6, 5, 6

**OR TWO 10' INLINE DISPLAYS**

**MOD-10-01-M-TL**  
Kit includes banners 4, 6, 3

**MOD-10-02-M-TL**  
Kit includes banners 6, 4, 3

*Modulate uses universal, patented magnetic connectors!*

**CONVERT A 30' INLINE**

**MOD-30-03-M-TL**

**INTO A 20' INLINE**

**MOD-20-03-M-TL**  
Kit includes banners 11, 10, 7, 10, 11

**OR TWO 10' INLINE DISPLAYS**

**MOD-10-05-M-TL**  
Kit includes banners 11, 10, 11

**MOD-10-06-M-TL**  
Kit includes banners 9 & 10

MODULATE | RECONFIGURABLE KITS



Modulate displays come with a carry bag and a lifetime limited frame warranty.

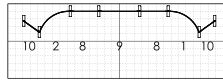


# MODULATE® RECONFIGURABLE KITS

CONVERT A 30' INLINE



MOD-30-04-M-TL



INTO A 20' INLINE



MOD-20-04-M-TL

Kit includes banners 2, 10, 9, 10, 1

OR TWO 10' INLINE DISPLAYS



MOD-10-07-M-TL

Kit includes banners 8 & 1



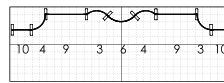
MOD-10-08-M-TL

Kit includes banners 8 & 9


CONVERT A 30' INLINE



MOD-30-05-M-TL



INTO A 20' INLINE



MOD-20-05-M-TL


Kit includes banners 3, 9, 6, 9, 4

OR TWO 10' INLINE DISPLAYS



MOD-10-09-M-TL

Kit includes banners 3, 10, 4



MOD-10-10-M-TL

Kit includes banners 4, 9, 3

MODULATE | RECONFIGURABLE KITS



# find the perfect **FABRIC OR MODULAR DISPLAY**

*Superior  
graphic quality!*



**EXTENSIVE OPTIONS TO CHOOSE FROM!**



# FORMULATE<sup>®</sup> ESSENTIAL



## QUICK. PORTABLE. FABRIC.

Aluminum tube frames and pillowcase fabric graphics combine to create a sleek banner or display in minutes • Bungee corded frames feature curved corners and push-button connectors • Banners, tabletop, 8' and 10' inline displays available • Lightweight and quick to set up • Ideal for tradeshow, events and retail environments



Formulate® Essential banner displays feature basic tubular frames coupled with pillowcase fabric graphics. The economy tube frames come with a one year limited warranty. Simply pull the graphic over the frame.

## FORMULATE ESSENTIAL BANNER - STRAIGHT


- standard height = 92"
- standard depth = 14.75"
- offered in seven widths
- straight aluminum tube frame
- rounded corners
- bungee cords for easy assembly
- sturdy feet anchor the display
- comes with single or double-sided pillowcase fabric graphic
- comes with carry bag



FMLT-ESS-S-600-2  
23.5"w



FMLT-ESS-S-800-2  
31.5"w




FMLT-ESS-S-850-2  
33.5"w




FMLT-ESS-S-920-2  
36.5"w



FMLT-ESS-S-1000-2  
39.5"w



FMLT-ESS-S-1200-2  
47.25"w



FMLT-ESS-S-1500-2  
59"w



Bungee corded poles allow for simple assembly.



Easy-to-apply pillowcase fabric graphics!



Formulate banners feature bungee cords and come with a carry bag and one year limited frame warranty.

## FORMULATE ESSENTIAL TABLETOP DISPLAYS


- Formulate® Essential Tabletop economy aluminum tube frames feature bungee cords, rounded corners and come with a one year limited warranty
- simply pull the pillowcase fabric graphic over the frame and zip
- all displays have an overall height of 5' and fit on an 8' wide table and come with a canvas carry bag

**Straight**  
FMLT-ESS-STT-01



## FORMULATE ESSENTIAL 8' DISPLAYS

- Formulate® Essential 8' economy aluminum tube frames feature bungee cords, rounded corners and come with a one year limited warranty
- simply pull the pillowcase fabric graphic over the frame and zip
- all displays come with a canvas carry bag




**Straight**  
FMLT-ESS-S08-01

*Easy-to-apply  
pillowcase fabric graphics!*

## FORMULATE ESSENTIAL 10' DISPLAYS


- Formulate® Essential 10' economy aluminum tube frames feature bungee cords, rounded corners and come with a one year limited warranty
- simply pull the pillowcase fabric graphic over the frame and zip
- all displays come with a canvas carry bag



Straight  
FMLT-ESS-S10-01



*Bungee corded poles allow for simple assembly.*



Serpentine Curved  
FMLT-ESS-SC10-01

serpentine curved top view



Formulate Essential displays come with a carry bag and a one year limited frame warranty.



# FORMULATE® MASTER




## STYLE. SIMPLICITY. VARIETY.

Formulate® Master banners, backwalls, hanging signs and more • Durable aluminum tube frames and pillowcase fabric graphics make assembly simple and create a timeless, stylish appearance • Accessorize any 10' or 20' inline backwall with a variety of accents for functionality and style • Perfect for tradeshows, corporate interiors and retail environments

## FORMULATE LITE 8'/10' DISPLAYS

- portable, versatile 8' by 10' fabric back drop
- converts easily from landscape/horizontal to portrait/vertical configuration
- sturdy, lightweight 30mm aluminum frame with push-buttons
- fabric graphic stretches over the corners of the frame to attach
- comes with carry bag



Formulate Lite -  
landscape/horizontal graphic



Formulate Lite  
portrait/vertical graphic  
FMLT-LT-01



## FORMULATE TABLETOP DISPLAYS

- straight and vertical curved configurations
- tube frames feature snap button connections
- pillowcase fabric graphic slides over the frame

Formulate TT1  
FMLT-WTT-V01



Formulate TT3\*  
FMLT-WTT-V03

\*monitor not included



Formulate TT4  
FMLT-WTT-S01



Formulate Lite and Master displays come with a portable carry bag or case and a limited lifetime frame warranty.

# FORMULATE® MASTER DISPLAYS

*Two new sizes -  
12' and 15'!*

## FORMULATE MASTER 8', 10', 12', 15' & 20' DISPLAYS

Sophisticated yet simple, Formulate® Master 8', 10', 12', 15' and 20' Straight, Horizontal Curved, Vertical Curved and Serpentine Curved backwalls combine pillowcase fabric graphics with lightweight aluminum tube frames. A multitude of backwall accent options are available.



Formulate WH10  
FMLT-WH10-06

*Formulate displays add a professional,  
timeless & stylish appearance!*



Featuring easy-to-assemble tube frames with snap button connectors and pull-over zipper pillowcase fabric graphics.

**CHOOSE THE BACKWALL SHAPE AND SIZE!**

*Two new sizes -  
12' and 15'!*



**STRAIGHT**



- 8', 10', 12', 15', 20' wide



straight  
top view

*All Formulate  
Master Accent  
Kits are compatible  
with 10' & 20'  
Straight and  
Vertical Curved  
frames.*



**HORIZONTAL  
CURVED**

- 8', 10', 20' wide




horizontal curved  
top view



**VERTICAL  
CURVED**

- 8', 10', 20' wide



vertical curved  
top view



**SERPENTINE  
CURVED**

- 20' wide only



serpentine curved  
top view




Formulate Master displays are available for rent, come with a portable carry bag or case and a limited lifetime frame warranty.

# FORMULATE® MASTER | 10', 12', 15' & 20' ACCENTS

## PICK YOUR BACKWALL

First, choose from Formulate Master 10', 12', 15' & 20' backwalls. Then accessorize to add functionality, shelving and areas for more messaging.

Simple push-button assembly!



Slip-over graphic with zipper at bottom.


## 5 ACCESSORY OPTIONS!



**ACCENT 01**  
FMLT-WL01  
Pillowcase fabric graphic



**ACCENT 02**  
FMLT-WL02  
Three 20" w shelves and top and bottom printed infill panels



**ACCENT 03**  
FMLT-WL03/ -L, -R\*  
Choice of right-hand or left-hand arm tables, no table, top and bottom printed infill panels; fits a medium sized monitor\*



**ACCENT 04**  
FMLT-WL04\*  
Features a 36" w table top, top and bottom hook & loop applied printed fabric graphics and hardware mounts for a medium sized monitor\*



**ACCENT 07**  
FMLT-WL07  
Two 30" w shelves and a 36" w fabric counter adds space for small products to be displayed with style

Impress and add function to your Formulate 10' or 20' backwall!



Optional upgrade - Lumina 200 light see p 171.



Optional upgrade - Slimline LED light see p. 171.

\*Monitors not included.

Accent 02, 03, 03-R & 03-L are also available for rent. Formulate Master accents are made in North America, come with portable cases and a limited lifetime frame warranty.



PICK YOUR ACCENT

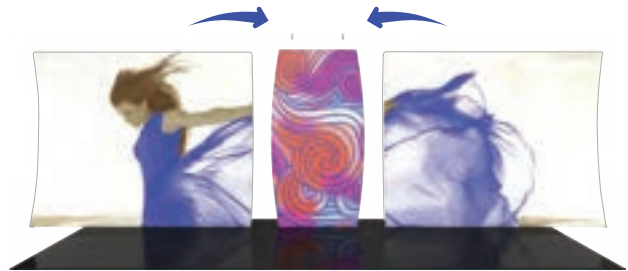
Formulate Master backwall accents provide enhanced functionality and real estate for messaging. Choose from unique and designer options including shelving, surface areas, monitor displays and additional space for messaging.



**FORMULATE BACKWALL CONNECTOR**


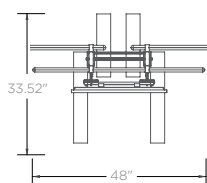
FMLT-WBWC

The Formulate® Master Backwall Connector is an ideal accessory to connect two 10' or 20' Formulate backwalls. It features a pillowcase fabric graphic and connects easily to create the appearance of one seamless display.



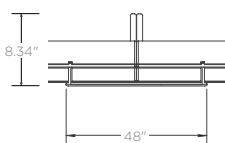
**CONNECTOR 03**  
FMLT-WBWC-03\*

Pillowcase fabric graphic and monitor mounts for a medium sized monitor\*



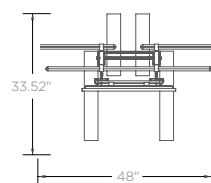
**CONNECTOR 04**  
FMLT-WBWC-04

Pillowcase fabric graphic



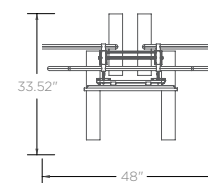
**CONNECTOR 05**  
FMLT-WBWC-05\*

Pillowcase fabric graphic and monitor mounts for a medium sized monitor\*



**CONNECTOR 07**  
FMLT-WBWC-07\*

Pillowcase fabric graphic and monitor mount for a medium sized monitor\*



\*Monitors not included.

Accent 02, 03, 03-R & 03-L are also available for rent. Formulate Master accents are made in North America, come with portable cases and a limited lifetime frame warranty.







*Fabric graphics slip easily over the frame!*


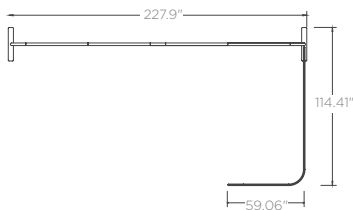


*Add illumination!  
LED display lighting options available (see p. 171).*

## BACKWALL ACCENT 04

(curved) FMLT-WBWA-04C-L/-R

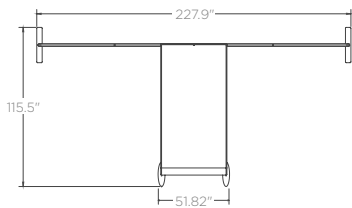
- (curved) 59.06" w x 35.43" h x 114.41" d
- L-shaped pillowcase divider walls attach to any Formulate Master Straight backwall



## BACKWALL ACCENT 05\*

FMLT-WBWA-05

- 51.82" w x 96.87" h x 103.65" d
- L-shaped pillowcase fabric graphic attaches to any Formulate Master Straight style backwall
- 48.82" w tabletop included on interior of accent


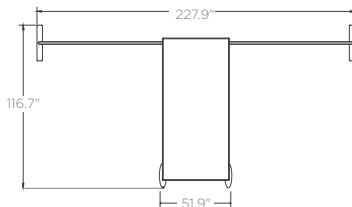


*\* only for use in peninsula or island tradeshow spaces*

## BACKWALL ACCENT 06\*

FMLT-WBWA-06

- 51.9" w x 98.99" h x 107.47" d
- one straight and one curved panel connect and attach to any Formulate Master Straight style backwall
- 44.94" w x 41.18" h x 14" d laminate counter included on interior of accent provides lockable storage



*\* only for use in peninsula or island tradeshow spaces*



**FORMULATE MASTER  
HEIGHT EXTENDERS**

Add height and additional space for messaging with an 8', 10' or 20' wide Horizontal Curved or Straight Extension Kit! Create stunning 10' tall backwall. Convert your 8' backwall to a 10' tall with a 2' extension kit or buy a 10' tall kit.



**10'H X 20'W EXTENDED HEIGHT KITS**

HORIZONTAL: FMLT-WH2010

STRAIGHT: FMLT-WS2010

**MASTER  
HEIGHT EXTENSION HARDWARE**


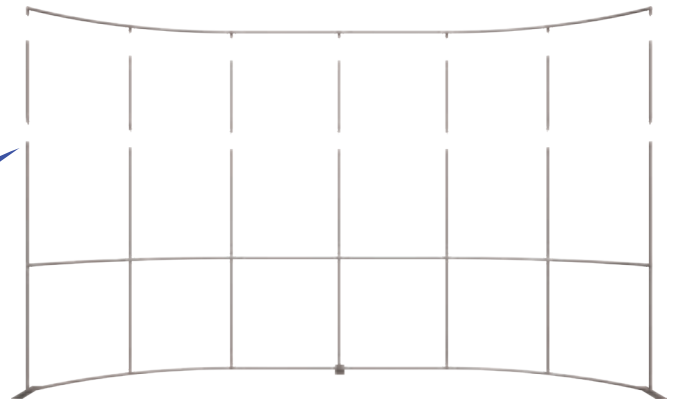
8' HORIZONTAL/STRAIGHT & 10' STRAIGHT: FMLT-10FT-EXT-3

10' HORIZONTAL: FMLT-10FT-EXT-4

20' STRAIGHT: FMLT-10FT-EXT-5

20' HORIZONTAL: FMLT-10FT-EXT-7

*Extension kits  
add 2'!*



**10'H X 10'W KITS**

HORIZONTAL: FMLT-WH1010

STRAIGHT: FMLT-WS1010



**10'H X 8'W KITS**

HORIZONTAL: FMLT-WH0810

STRAIGHT: FMLT-WS0810

*10' tall kits take  
your exhibit to  
new heights!*



Formulate Master extended height kits come packed into a hard shipping case. Extension hardware does not include a carry bag.

# FORMULATE® MASTER BACKLIT DISPLAYS

## FORMULATE MASTER BACKLIT DISPLAYS

Formulate® Backlit kits feature a 50mm straight tubular frame, LED curtain lights, which attach at the top and bottom of the frame, and a pillowcase stretch fabric graphic.


*Illuminated LED light curtain!*



## FORMULATE BACKLIT KITS

- offered in 3', 5', 8' & 10' widths, all 8'h
- tube frames feature spigot assembly
- LED light curtains attach to the frame
- pillowcase fabric graphic slips over frame
- ships in OCE-2 case

*Illuminate & draw attention!*



Formulate 3' Backlit Kit  
34.69" w x 92" h x 25.59" d  
**FMLT-BL-WS3-01**



Formulate 5' Backlit Kit  
61.75" w x 92" h x 26.63" d  
**FMLT-BL-WS5-01**



Formulate Backlit displays come with portable cases and a limited lifetime frame warranty.



# FORMULATE® MASTER BACKLIT DISPLAYS

Brighten your space  
with light boxes!



Easy-to-apply  
pillowcase fabric graphics!




Tube frames with simple  
spigot assembly!

Bright,  
illuminated  
displays!



Formulate 8' Backlit Kit  
90" w x 92" h x 26.63" d  
FMLT-BL-WS8-01



Formulate 10' Backlit Kit  
116" w x 92" h x 26.63" d  
FMLT-BL-WS10-01



Formulate Backlit displays come with portable cases and a limited lifetime frame warranty.

# FORMULATE® DESIGNER SERIES



## ONE-OF-A-KIND. MODERN. IMPACT.

Formulate® Master Designer Series 10', 20' and 30' inline backwalls feature unique designs and style elements, making them stand out in any environment

- Exceptional aluminum tube frame shapes and accents create dimension and deliver impact
- A variety of kits featuring canopies, monitor mounts and lights are available
- Create a modern, eye-catching appearance at any tradeshow or event

FORMULATE DESIGNER SERIES  
10' DISPLAYS

Formulate® Designer Series exhibits and structures feature unique stylistic elements, making them modern and sophisticated. Kits couple lightweight aluminum frames with push-fit and zipper pillowcase fabric graphics.



FORMULATE DESIGNER SERIES KIT 08  
FMLT-DS-10-08\*



OCE-2, OCH, OCL  
Formulate Designer Series Displays come in OCE-2, OCH or OCL hard shipping cases.



**FORMULATE DESIGNER SERIES  
10' DISPLAYS**

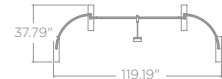
Formulate® Designer Series 10' displays have unique stylistic features and shapes, are portable and easy to assemble. Aluminum tube frames feature snap-buttons and are coupled with zipper pillowcase fabric graphics. Displays come in portable, wheeled transit cases.



FMLT-DS-10-01\*



FMLT-DS-10-02




FMLT-DS-10-03



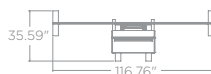
FMLT-DS-10-04



FMLT-DS-10-05



FMLT-DS-10-06\*



\*Monitors not included.

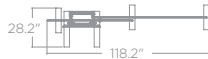
Formulate Designer Series displays are made in North America, come with portable cases and a limited lifetime frame warranty.

FORMULATE DESIGNER SERIES  
10' DISPLAYS

Stand out with unique styling features!



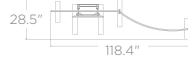
FMLT-DS-10-07\*



FMLT-DS-10-08\*



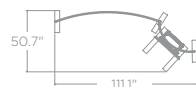
FMLT-DS-10-09\*



FMLT-DS-10-10\*



FMLT-DS-10-11\*



FMLT-DS-10-13



\*Monitors not included.

Formulate Designer Series displays are made in North America, come with portable cases and a limited lifetime frame warranty.

# FORMULATE® DESIGNER SERIES | 20' DISPLAYS


## FORMULATE DESIGNER SERIES 20' DISPLAYS

Formulate® Designer Series 20' inline exhibits feature unique stylistic elements, making them modern and sophisticated. Formulate Designer Series structures couple lightweight aluminum tube frames with stretch, zipper pillowcase fabric graphics.

*Professional exhibit solutions!*



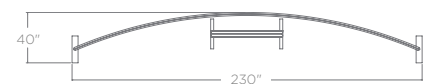
FMLT-DS-20-01



*Illuminated wall*



FMLT-DS-20-02



FORMULATE DESIGNER SERIES | 20' DISPLAYS



Formulate Designer Series displays are made in North America, come with portable cases and a limited lifetime frame warranty.



FORMULATE DESIGNER SERIES  
20' DISPLAYS




FMLT-DS-20-03



Add lights,  
literature  
holders &  
accessories!  
See p. 170-171



FMLT-DS-20-04



FMLT-DS-20-05\*



\*Monitors not included.

Formulate Designer Series displays are made in North America, come with portable cases and a limited lifetime frame warranty.

# FORMULATE® DESIGNER SERIES | 20' DISPLAYS

## FORMULATE DESIGNER SERIES 20' DISPLAYS

Formulate® Designer Series 20' & 30' inline exhibits feature unique stylistic elements, making them modern and sophisticated. Formulate Designer Series structures couple lightweight aluminum tube frames with stretch, zipper pillowcase fabric graphics.



FMLT-DS-20-06\*



FMLT-DS-20-07\*



FMLT-DS-20-08\*



FMLT-DS-20-12\*



FMLT-DS-20-13\*




FORMULATE DESIGNER SERIES | 20' DISPLAYS



\*Monitors not included.

Formulate Designer Series displays are made in North America, come with portable cases and a limited lifetime frame warranty.

FORMULATE DESIGNER SERIES  
30' DISPLAYS




FMLT-DS-30-01



FMLT-DS-30-03




FMLT-DS-30-04



FMLT-DS-30-05



FMLT-DS-30-06



\*Monitors not included.

Formulate Designer Series displays are made in North America, come with portable cases and a limited lifetime frame warranty.



# FORMULATE<sup>®</sup> FUSION



## FORM. FABRIC. FUNCTION.

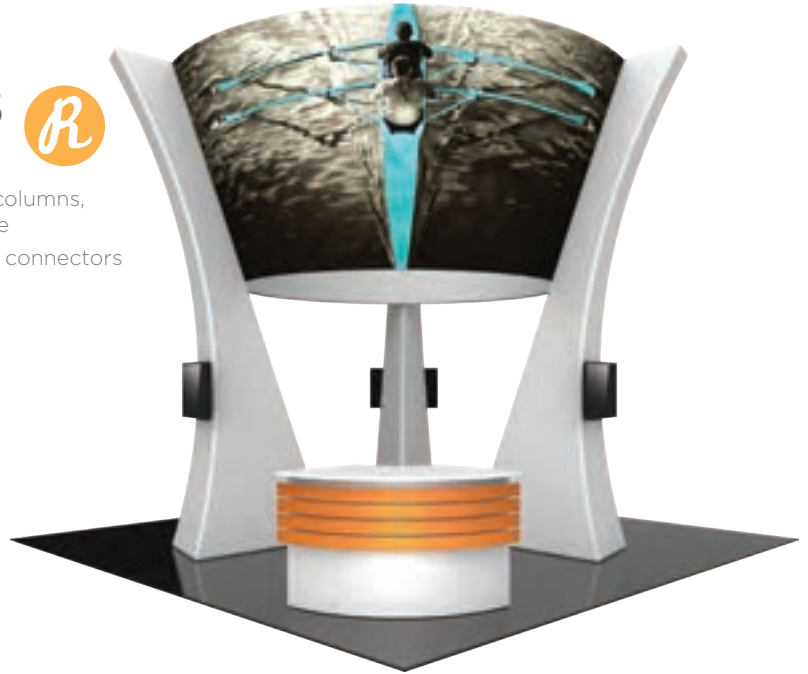
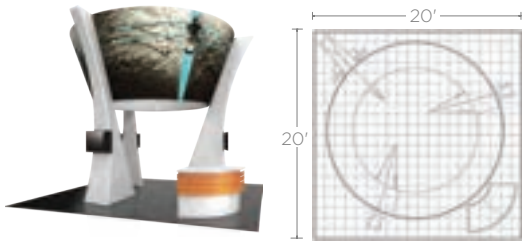
Combining organic and architectural shapes with state-of-the-art pillowcase fabric graphics, Formulate<sup>®</sup> Fusion 20' x 20' and 20' x 30' island exhibits stand out on any tradeshow floor • Kits feature kiosks, demonstration spaces, conference areas, theaters and more • Dominate the exhibit hall and stand out from the rest with commanding architectural lines and shapes

## FORMULATE FUSION KIT 05



CFAB-K-05

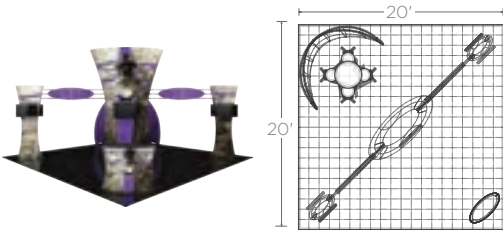
- fabric covered tower centerpiece, zippered white fabric columns, laminate counter, three monitor mounts\* and 1 woodcrate
- combines 50mm aluminum tubing w/ heavy-duty spigot connectors with state-of-the-art zipper pillowcase fabric graphics
- laminate counter with UV printed slat walls provides a welcoming reception area and lockable storage



## FORMULATE FUSION KIT 06

CFAB-K-06

- fabric center tower structure, two side fabric tower structures, rigid graphic accents, CHIP-WALL conference wall, oval counter, five monitor mounts\* and 1 woodcrate
- combines 50mm aluminum tubing w/ heavy-duty spigot connector with state-of-the-art zipper pillowcase fabric graphics



\*Monitors not included.

Formulate Fusion Kits are made in North America and have a limited lifetime frame warranty.

## FORMULATE FUSION KIT 07

CFAB-K-07

- aluminum tube frames and zipper pillowcase fabric graphics for the two arch structures, three fabric accents in between arches, six shelves, two monitor mounts\* and 1 WOODCRATE-H
- combines state-of-the-art zipper pillowcase fabric graphics with advanced lightweight aluminum tubing

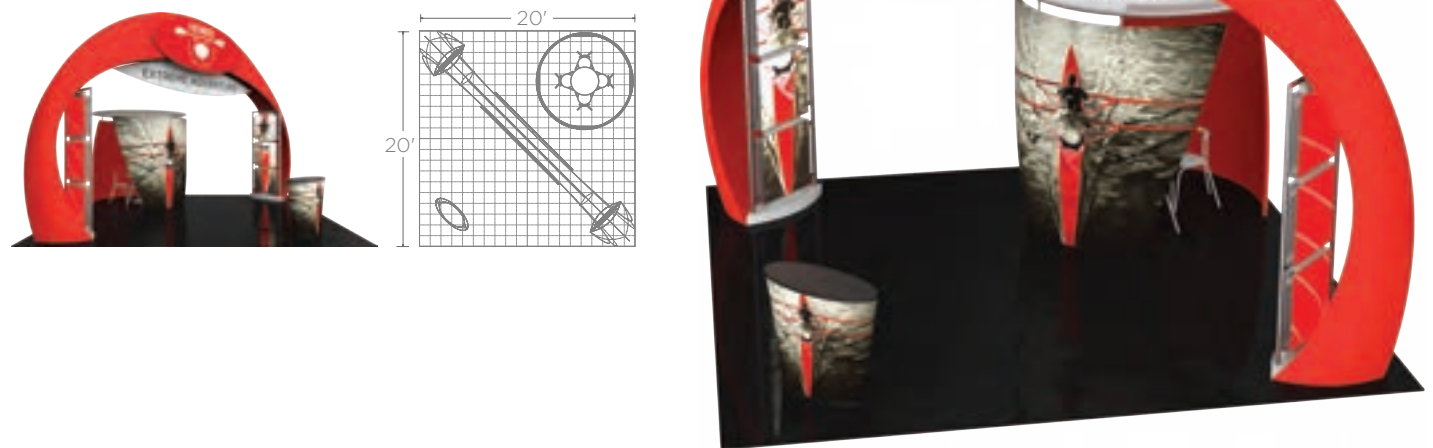


## FORMULATE FUSION KIT 08

CFAB-K-08

- lightweight, aluminum tube frames and zipper pillowcase fabric graphics for the arch structure and four accent graphics
- structural illuminated accents are 42" w x 105" h and feature three 29.5" illuminated squares each
- tubular/fabric conference room
- oval counter

*Illuminated squares*



\*Monitors & furniture not included.


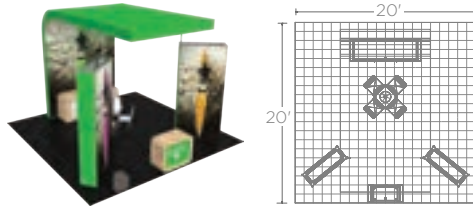
Formulate Fusion Kits are made in North America and have a limited lifetime frame warranty.



## FORMULATE FUSION KIT 09

CFAB-K-09


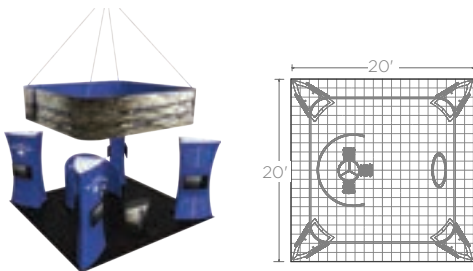
- combines state-of-the-art zipper pillowcase fabric graphics with advanced lightweight aluminum tubing
- I-shaped structure features a roof-top that extends 18' into exhibit space
- structurally supported by laminated counter and anchors to two accent walls
- two double-sided fabric graphic walls set at a 45 degree angle



## FORMULATE FUSION KIT 10

CFAB-K-10

- combines state-of-the-art zipper pillowcase fabric graphics with advanced lightweight aluminum tubing
- rounded corner 16' square hanging structure; requires rigging
- four 10' tall, 5' wide towers anchor to each corner
- each tower includes two medium monitor mounts\* which hold 32"-55" monitors
- semi-private fabric meeting space
- freestanding pillar-shaped fabric counter



## FORMULATE FUSION KIT 11

CFAB-K-11

- trapezoidal-shaped fabric structure rests above four mirrored trapezoidal-shaped corner towers
- four wood counters stand in front of towers
- four towers feature areas for large TV monitors facing the aisles; monitor mounts\* included
- two L-shaped fabric dividers for semi-private meetings



\*Monitors & furniture not included.

Formulate Fusion Kits are made in North America and have a limited lifetime frame warranty.



# FORMULATE® COUNTERS

Formulate® counters couple lightweight hardware with state-of-the-art printed stretch silicone edge push-fit fabric graphics to create funky and functional reception stands.



PILLAR  
W-01-C



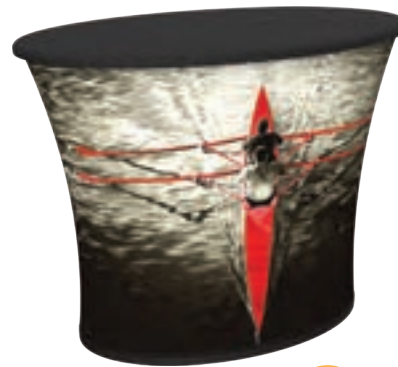
HALF  
MOON  
W-02-C



ELLIPSE   
W-03-C



BULLET  
W-04-C



OVAL   
W-05-C



HALF MOON



OVAL




BULLET




BAR 02  
W-06-C-02



BAR 03  
W-06-C-03



BAR 04  
W-06-C-04



BAR 05  
W-06-C-05



BAR 06  
W-06-C-06



BAR 07  
W-06-C-07



HALF MOON



HALF MOON



HALF MOON



# FORMULATE® HANGING & ARCHITECTURAL STRUCTURES



## ATTRACT. ATTENTION. ADVERTISE.



Formulate® Hanging & Architectural Structures are designed to attract attention • Hanging structures draw the eye to a brand in events and interior spaces • Funnels, arches, towers, video walls, rooms and conference walls captivate audiences and add WOW to any space • Structures available in a wide range of sizes, shapes and styles

FORMULATE ESSENTIAL HANGING STRUCTURES

Formulate® Essential fabric hanging structures are an economy range of standard, simple hanging structure shapes. The economy aluminum tube frame features bungee cords and comes with a one year limited hardware warranty. Simply pull the pillowcase fabric graphic over the frame and zip. Essential graphics do not come with a liner.

**RING**

8' diam. x 2'h/3'h/4'h  
 10' diam. x 2'h/3'h/4'h  
 12' diam. x 2'h/3'h/4'h





double-sided graphic




bottom graphic

**SQUARE**

8'w x 2'h/3'h/4'h  
 10'w x 2'h/3'h/4'h  
 12'w x 2'h/3'h/4'h





double-sided graphic




bottom graphic

**TRIANGLE**

8'w x 2'h/3'h/4'h  
 10'w x 2'h/3'h/4'h  
 12'w x 2'h/3'h/4'h



double-sided graphic



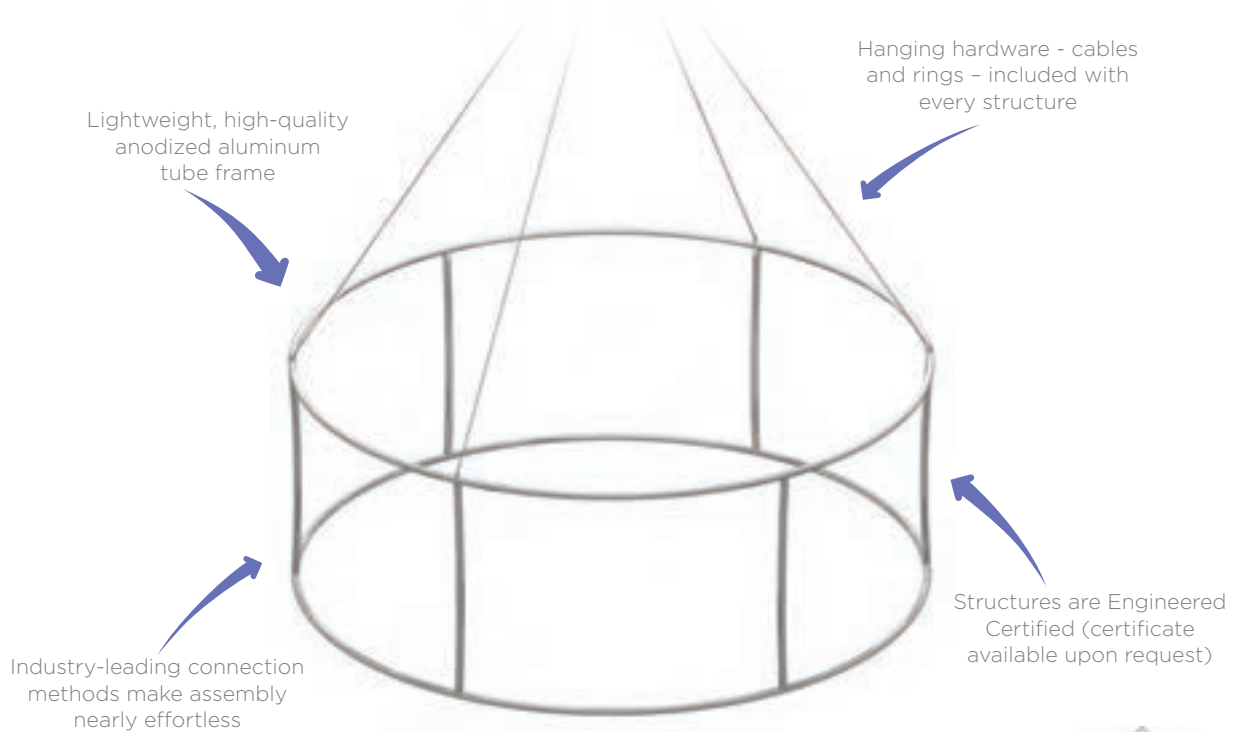
bottom graphic



Formulate Essential hanging structures come with a one year limited frame warranty.


## FORMULATE MASTER HANGING STRUCTURES

Formulate® tension fabric hanging structures are made in North America and are of the utmost quality and durability. Formulate combines state-of-the-art zipper pillowcase dye-sublimated stretch fabric coverings with advanced, lightweight aluminum structures to provide unique design, functionality, and style. The excellence of the Formulate line of hanging structures is simply unmatched! Master hanging structure graphics include a liner.



Fabric printing process provides G7 color-certified, SUPERIOR brilliant and vivid graphics

Tensioned, zippered pillowcase style fabric graphics are hand-sewn in North America, durable and dry-cleanable



Choose from these graphic options: blank, single-sided, double-sided, and zip-in blank and printed bottom panels

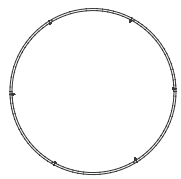



Formulate Master hanging structures are made in North America and have a limited lifetime frame warranty.



RING

8' diam. x 2'h/3'h/4'h/5'h/6'h  
 10' diam. x 2'h/3'h/4'h/5'h/6'h  
 12' diam. x 2'h/3'h/4'h/5'h/6'h  
 14' diam. x 2'h/3'h/4'h/5'h/6'h  
 16' diam. x 2'h/3'h/4'h/5'h/6'h  
 18' diam. x 2'h/3'h/4'h/5'h/6'h  
 20' diam. x 2'h/3'h/4'h/5'h/6'h



double-sided graphic




bottom graphic

CUBE

3'w x 3'h  
 4'w x 4'h  
 6'w x 6'h  
 8'w x 8'h  
 10'w x 10'h


\*illuminated cube also available



illuminated cube

SQUARE

8'w x 2'h/3'h/4'h/5'h/6'h  
 10'w x 2'h/3'h/4'h/5'h/6'h  
 12'w x 2'h/3'h/4'h/5'h/6'h  
 14'w x 2'h/3'h/4'h/5'h/6'h  
 16'w x 2'h/3'h/4'h/5'h/6'h  
 18'w x 2'h/3'h/4'h/5'h/6'h  
 20'w x 2'h/3'h/4'h/5'h/6'h



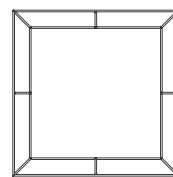

double-sided graphic



bottom graphic

TAPERED SQUARE

8'w x 2'h/3'h/4'h/5'h/6'h  
 10'w x 2'h/3'h/4'h/5'h/6'h  
 12'w x 2'h/3'h/4'h/5'h/6'h  
 14'w x 2'h/3'h/4'h/5'h/6'h  
 16'w x 2'h/3'h/4'h/5'h/6'h  
 18'w x 2'h/3'h/4'h/5'h/6'h  
 20'w x 2'h/3'h/4'h/5'h/6'h



double-sided graphic



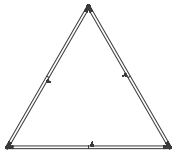
certain shapes and sizes also available for rent



Formulate Master hanging structures are made in North America and have a limited lifetime frame warranty.

## TRIANGLE

8'w x 2'h/3'h/4'h/5'h/6'h  
 10'w x 2'h/3'h/4'h/5'h/6'h  
 12'w x 2'h/3'h/4'h/5'h/6'h  
 14'w x 2'h/3'h/4'h/5'h/6'h  
 16'w x 2'h/3'h/4'h/5'h/6'h  
 18'w x 2'h/3'h/4'h/5'h/6'h  
 20'w x 2'h/3'h/4'h/5'h/6'h



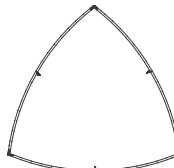
double-sided graphic



bottom graphic

## CONVEX TRIANGLE (SHIELD)


8'w x 2'h/3'h/4'h/5'h/6'h  
 10'w x 2'h/3'h/4'h/5'h/6'h  
 12'w x 2'h/3'h/4'h/5'h/6'h  
 14'w x 2'h/3'h/4'h/5'h/6'h  
 16'w x 2'h/3'h/4'h/5'h/6'h  
 18'w x 2'h/3'h/4'h/5'h/6'h  
 20'w x 2'h/3'h/4'h/5'h/6'h



double-sided graphic

## PINWHEEL

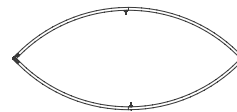
8'w x 2'h/3'h/4'h/5'h/6'h  
 10'w x 2'h/3'h/4'h/5'h/6'h  
 12'w x 2'h/3'h/4'h/5'h/6'h  
 14'w x 2'h/3'h/4'h/5'h/6'h  
 16'w x 2'h/3'h/4'h/5'h/6'h  
 18'w x 2'h/3'h/4'h/5'h/6'h  
 20'w x 2'h/3'h/4'h/5'h/6'h



double-sided graphic

## FOOTBALL

8'w x 2'h/3'h/4'h/5'h/6'h  
 10'w x 2'h/3'h/4'h/5'h/6'h  
 12'w x 2'h/3'h/4'h/5'h/6'h  
 14'w x 2'h/3'h/4'h/5'h/6'h  
 16'w x 2'h/3'h/4'h/5'h/6'h  
 18'w x 2'h/3'h/4'h/5'h/6'h  
 20'w x 2'h/3'h/4'h/5'h/6'h



double-sided graphic



OCE - Formulate Expandable Case

Structures collapse to a fraction of their size and come in standard carry bags and heavy-duty shipping and storage box(es).

Expandable, rugged molded shipping and transportation cases available as an upgrade.




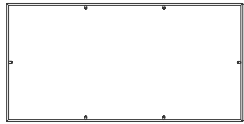
certain shapes and sizes also available for rent



Formulate Master hanging structures are made in North America and have a limited lifetime frame warranty.

RECTANGLE

- 8'w x 2'h/3'h/4'h/5'h/6'h
- 10'w x 2'h/3'h/4'h/5'h/6'h
- 12'w x 2'h/3'h/4'h/5'h/6'h
- 14'w x 2'h/3'h/4'h/5'h/6'h
- 16'w x 2'h/3'h/4'h/5'h/6'h
- 18'w x 2'h/3'h/4'h/5'h/6'h
- 20'w x 2'h/3'h/4'h/5'h/6'h



double-sided graphic


CURVE

- 8'w x 2'h/3'h/4'h/5'h/6'h
- 10'w x 2'h/3'h/4'h/5'h/6'h
- 12'w x 2'h/3'h/4'h/5'h/6'h
- 14'w x 2'h/3'h/4'h/5'h/6'h
- 16'w x 2'h/3'h/4'h/5'h/6'h
- 18'w x 2'h/3'h/4'h/5'h/6'h
- 20'w x 2'h/3'h/4'h/5'h/6'h



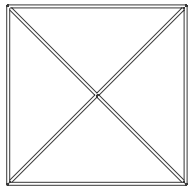

PANEL

- 8'w x 2'h/3'h/4'h/5'h/6'h
- 10'w x 2'h/3'h/4'h/5'h/6'h
- 12'w x 2'h/3'h/4'h/5'h/6'h
- 14'w x 2'h/3'h/4'h/5'h/6'h
- 16'w x 2'h/3'h/4'h/5'h/6'h
- 18'w x 2'h/3'h/4'h/5'h/6'h
- 20'w x 2'h/3'h/4'h/5'h/6'h




FOUR-SIDED PYRAMID

- 10'w x 5'h
- 12'w x 6'h
- 16'w x 8'h
- 20'w x 10'h



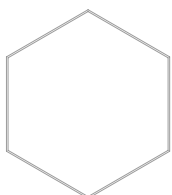

DISC

- 8' diameter
- 10' diameter
- 12' diameter
- 14' diameter
- 16' diameter
- 18' diameter
- 20' diameter



HEXAGON


- 8'w x 2'h/3'h/4'h/5'h/6'h
- 10'w x 2'h/3'h/4'h/5'h/6'h
- 12'w x 2'h/3'h/4'h/5'h/6'h
- 14'w x 2'h/3'h/4'h/5'h/6'h
- 16'w x 2'h/3'h/4'h/5'h/6'h



double-sided graphic

S-CURVE

- 8'w x 2'h/3'h/4'h/5'h/6'h
- 10'w x 2'h/3'h/4'h/5'h/6'h
- 12'w x 2'h/3'h/4'h/5'h/6'h
- 14'w x 2'h/3'h/4'h/5'h/6'h
- 16'w x 2'h/3'h/4'h/5'h/6'h
- 18'w x 2'h/3'h/4'h/5'h/6'h
- 20'w x 2'h/3'h/4'h/5'h/6'h



certain shapes and sizes also available for rent

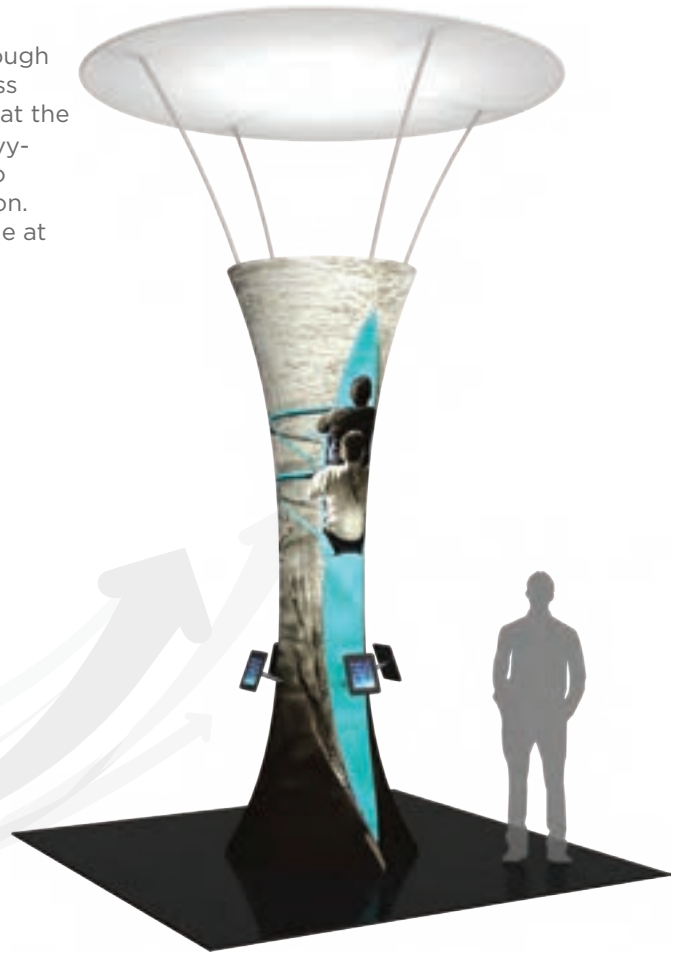


Formulate Master hanging structures are made in North America and have a limited lifetime frame warranty.



## FORMULATE FUNNELS

Versatile Formulate® Funnels transform any environment through form, fabric and lighting. Formulate Funnels have an hourglass shape, come in 20', 16' and 12' heights and have 8' diameters at the top and 3 1/2' diameters at the bottom. Funnels feature a heavy-duty, wooden base and silver brushed coated truss interior to create a dynamic, towering structure that commands attention. Fabric graphics feature a zipper at the top and a silicone edge at the bottom for easy assembly.




**16' FUNNEL**  
FUN-04\*



**20' FUNNEL**  
FUN-01



**16' FUNNEL**  
FUN-02



**12' FUNNEL**  
FUN-03



\*Tablets not included.


Formulate structures are made in North America and have a limited lifetime frame warranty.

## FORMULATE TOWERS

Mix and match the Formulate® line of towers to add architecture and drama to any event or interior space. Cylinder-shaped, Rectangular-shaped and Shield-shaped towers come in 12', 10' and 8' heights and 3' square/diameters at the tops and bottoms. They combine the latest developments in fabric printed technology with aluminum tube frames to add dimension, décor and sculpture to any event, stage set, tradeshow booth or interior space. Custom sizes also available.



12' FOUR  
SIDED TOWER  
COL-01



 10' FOUR  
SIDED TOWER  
COL-02



8' FOUR  
SIDED TOWER  
COL-03


## BACKLIT TOWERS



12' BACKLIT  
FOUR SIDED  
TOWER  
COL-01-BL



10' BACKLIT  
FOUR SIDED  
TOWER  
COL-02-BL



8' BACKLIT  
FOUR SIDED  
TOWER  
COL-03-BL



Formulate structures are made in North America and have a limited lifetime frame warranty.

**FORMULATE TOWERS**

Mix and match the Formulate line of towers to add architecture and drama to any event or interior space. Cylinder, Rectangular and Shield-shaped towers come in 12', 10' and 8' heights and 3' square/diameters at the tops and bottoms.




*Also available without shelving.*




*overhead view of shield towers*

**10' TOWER**  
TOWER-02\*



**12' SHIELD TOWER**  
SHD-TOWER-03




**10' SHIELD TOWER**  
SHD-TOWER-02




**8' SHIELD TOWER**  
SHD-TOWER-01



**12' CYLINDER TOWER**  
CYL-01



**10' CYLINDER TOWER**  
CYL-02



**8' CYLINDER TOWER**  
CYL-03



\*Monitor not included.

Formulate structures are made in North America and have a limited lifetime frame warranty.



## FORMULATE ARCHES

Formulate® Arches add architecture and design to any event or interior space! Easily create and define a stunning entryway, focal point or stage set at your next tradeshow or event. Custom sizes also available.



**ARCH 01 12'**  
ARCH-01\*

- 8' tall, spans 11 ½' wide, 8' deep at the bases
- two monitor mounts\* are included, externally facing, adding a bonus opportunity to display messaging & branding
- shown in a 12' space



**ARCH 02 10'**  
ARCH-02

- 7 2/3' tall, spans 9 ½' wide and is nearly 5' deep at the bases
- shown in a 10' space



**ARCH 03 20'**  
ARCH-03

- 11 ½' tall, spans 19 ½' wide and is 8' deep at the bases
- fits perfectly in a 20' x 20' island space
- shown in a 20' space



**ARCH 06 17'**  
ARCH-06

- 12 ½' tall, spans 17' wide and 5'4" deep
- three dimensional shape for added impact



**ARCH 07 10'**  
ARCH-07

- 7 ½' tall, spans 10' wide and 4' 7/8" deep



\*Monitor not included.

Formulate structures are made in North America and have a limited lifetime frame warranty.


## FORMULATE CONFERENCE WALLS

Ergonomically designed, Formulate® walls combine the latest developments in fabric printed technology with gently curved 50mm aluminum frames to create private, cozy and stylish conference areas within any space.




**C-SHAPED WALL**  
C-WALL

- 7' tall at 7'4" diameter




**CONFERENCE WALL**  
C-WALL-02\*

- conference room
- features two fabric walls and a sheer fabric canopy
- large enough to house a small table and four chairs
- 8'6" tall and has a diameter of 9'
- furniture not included



**CHIP-SHAPED WALL**  
CHIP-WALL\* 

- potato chip shaped structure that stands 8' tall and is 9'3" wide



**CHIP-SHAPED WALL**  
CHIP-WALL-02\*

- curved conference room divider that stands 6'4" tall and is 9'5" wide


\*Furniture not included.

Formulate structures are made in North America and a limited lifetime frame warranty.



## FORMULATE VIDEO WALLS & ROOMS

Heavy-duty 50mm aluminum frames are coupled with stretch, zipper pillowcase fabric graphics to create flowing, uniquely-shaped Formulate curved walls and architectural structures that are ideal for tradeshows, events, corporate environments and interior spaces. With a variety of options, you can mix and match with other Formulate fabric structures to create the ideal display, booth or environment. Custom sizes also available.



**SURF**  
SURF-WALL\*

- C-shaped multimedia display that stands 11'4" tall with a width of 7'7"
- curved shape sustained by supporting legs
- monitor mounts included



**TREE HOUSE**   
TREEHOUSE-RM

- cylinder-shaped space perfect for meetings, graphical displays, projected presentations, a theater setting
- 15' in diameter, 8' tall and features two 7' tall doorways, encouraging traffic flow

## CUSTOMIZED ARCHITECTURAL STRUCTURES

We FORMULATE tension fabric structures into immersive branded tradeshow exhibits and interior environments!

We work with you to design, build and create custom tension fabric structures that help you achieve your branding and face to face marketing goals. From funnels to arches, conference rooms, divider walls and well beyond, you imagine it and we make it a reality!

Work with us on your next customized tension fabric structure and expect to impress!




\*Monitor and furniture not included.



# MODULAR EXHIBITS | INTRODUCTION

Illuminated wall!



Hybrid Pro Modular  
Kit 03  
HP-K-03



Hybrid Pro Modular  
Kit 03



Hybrid Pro Modular  
Kit 11



Vector Frame Light Box

# MODULAR **EXHIBIT** SYSTEMS

Modular exhibit systems and displays provide exhibitors with sophisticated, custom-looking exhibits that stand the test of time and can adapt and evolve from show to show. Using standardized components as building blocks, modular displays can often be reconfigured to fit multiple size spaces and customized to fit unique needs.

## MODULAR DISPLAY USES

- Tradeshows and events
- Permanent displays in museums and educational environments
- Retail settings

## MODULAR DISPLAY FABRICATION

- Systems combine aluminum extrusion frames with push-fit fabric graphics
- North American-made systems are created by expert welding, metal-working technicians and carpenters.
- Graphics are printed with the latest state-of-the-art large format printers
- Graphics are produced and finished by hand by highly-skilled sewers in North America

## MODULAR DISPLAY OPTIONS

- Banners and light boxes
- Tabletop displays through to 10' and 20' inline exhibit kits
- 20' by 20' island exhibit kits
- Charging stations, counters, multi-media kiosks, lighting and more

## BOLD EXHIBITS, MADE **INGENIOUSLY** SIMPLE.



Luna Orbital Express Truss



Hybrid Pro Modular  
Kit 19



# HYBRID PRO™ MODULAR



MODULAR. RECONFIGURABLE. UNFORGETTABLE.

Hybrid Pro™ Modular exhibits are versatile, striking and reconfigurable displays • Hybrid Pro displays combine quality aluminum extrusion frames with vibrant push-fit fabric graphics to create sophisticated exhibits perfect for tradeshow and event applications



# MAXIMIZE YOUR INVESTMENT AND IMPACT WITH A HYBRID PRO MODULAR DISPLAY!



- Uniquely designed exhibit backwalls and counters feature heavy-duty aluminum frames and push-fit fabric graphics
- Accents include tables, monitor mounts, interior LED lighting and more
- 10' x 20' Inline displays reconfigure to 10'x10' versions, increasing the value and investment
- Counters can be mixed and matched, and used for non-tradeshow applications
- Frames and graphics are quality manufactured in North America


**HYBRID PRO 10' MODULAR BACKWALLS**

Make a lasting impression with a sophisticated, feature-rich Hybrid Pro™ Modular exhibit, which feature heavy-duty aluminum extrusion frames and easy-to-apply silicone edge push-fit fabric graphics.



Counters featured on p. 128-129

Hybrid Pro counter tops are available in your choice of four color options



HYBRID PRO MODULAR | 10' EXHIBIT KITS



Hybrid Pro Modular displays are made in North America and come with a limited lifetime frame warranty.

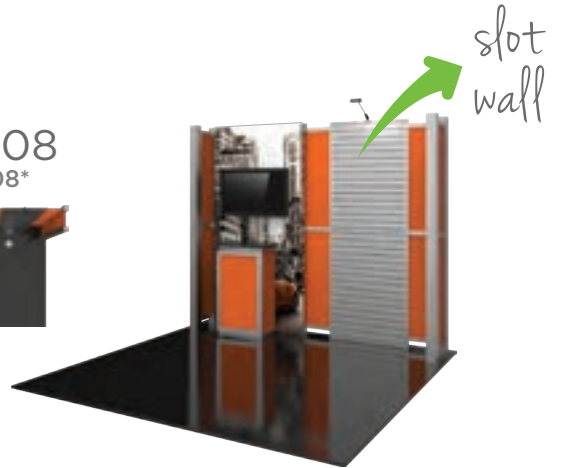


Hybrid Pro Modular kits with the rental icon are available for rent


KIT 07  
HP-K-07\*




KIT 08  
HP-K-08\*



KIT 21  
HP-K-21\*




KIT 24  
HP-K-24\*



KIT 27  
HP-K-27



KIT 30  
HP-K-30\*



easy-to-apply push-fit fabric graphics



\*Monitors not included.

Hybrid Pro Modular displays are made in North America and come with a limited lifetime frame warranty.

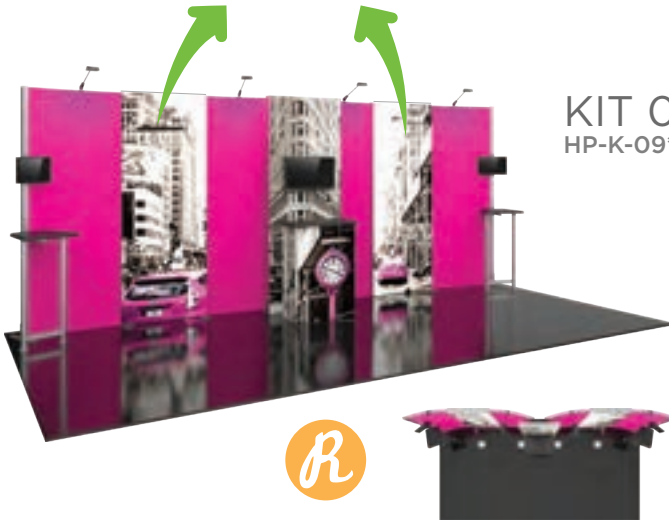


# HYBRID PRO™ MODULAR | 20' EXHIBIT KITS

## HYBRID PRO 20' MODULAR BACKWALLS

Make a lasting impression with a sophisticated, feature-rich Hybrid Pro™ Modular exhibit, which feature heavy-duty aluminum extrusion frames and easy-to-apply silicone edge push-fit fabric graphics.

*illuminated walls*




**KIT 09**  
HP-K-09\*



**KIT 10**  
HP-K-10\*



**KIT 11**  
HP-K-11\*



**KIT 13**  
HP-K-13\*



**KIT 14**  
HP-K-14\*




**KIT 15**  
HP-K-15\*


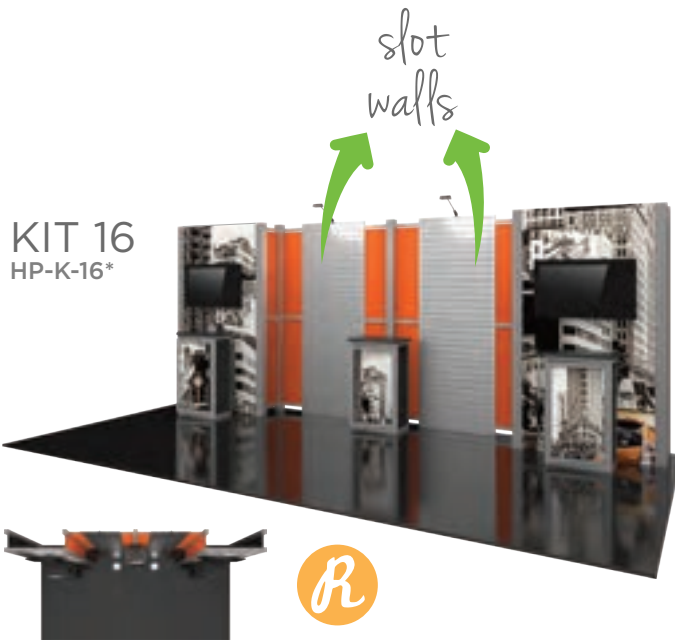
HYBRID PRO MODULAR | 20' EXHIBIT KITS



Hybrid Pro Modular displays are made in North America and come with a limited lifetime frame warranty.

# 20' EXHIBIT KITS | HYBRID PRO™ MODULAR

 Hybrid Pro Modular kits with the rental icon are available for rent



Counters featured on p. 128-129


Hybrid Pro counter tops are available in your choice of four color options



\*Monitors not included.

# HYBRID PRO™ MODULAR | 20' X 20' ISLAND EXHIBIT KITS

Hybrid Pro™ Modular island exhibit kits provide an unparalleled dynamic that elevates and accentuates a message and brand, but also maximizes the return on tradeshow investment. Hybrid Pro Modular offers a collection of 20' x 20' exhibit kits and custom solutions. Heavy-duty aluminum extrusions are coupled with vibrant graphics to create sophisticated, commanding and unforgettable island spaces. All displays and graphics are made in North America.




*No rigging required!*


## HYBRID PRO MODULAR KIT 17

HP-K-17\*  
HP-K-17-B

- 15'9" tall 20' x 20' island display
- heavy-duty aluminum extrusion tower frame couples with seamless push-fit SEG fabric graphics
- kit 17B does not include the standalone foreground kiosk



HP-K-17  
Overhead



HP-K-17  
Isometric



HP-K-17-B  
Overhead




HP-K-17B  
Isometric


## HYBRID PRO MODULAR KIT 18

HP-K-18\*

- 11'10" tall square shaped island display
- square-shaped, heavy-duty aluminum extrusion frame coupled with seamless push-fit SEG fabric graphics
- accessible storage and locking door



Isometric View



Overhead View



\*Monitor not included.

Hybrid Pro Modular displays are made in North America and come with a limited lifetime frame warranty.




*Impressive, turnkey island exhibit solutions!*




**HYBRID PRO MODULAR KIT 19**  
HP-K-19\*

- 15'9" tall island display
- heavy-duty aluminum extrusion frame coupled with seamless push-fit SEG fabric graphics
- features two semi-private meeting alcoves with curved frosted plex infills
- storage room features white laminate panels, locking door & monitor mount



Isometric View



Overhead View

**HYBRID PRO MODULAR KIT 20**  
HP-K-20\*

- stands approximately 14' tall and features a 12'd x 4'h circular ring structure, laminated wood structures and fabric graphic walls
- single-sided dye-sublimated push-fit fabric graphics with hook & loop on perimeter
- four internally facing shelving areas feature three 24" x 24" shelves each


*No rigging! Freight ship!*



Isometric View



Overhead View




\*Monitor not included.

Hybrid Pro Modular displays are made in North America and come with a limited lifetime frame warranty.

# HYBRID PRO™ MODULAR | 20' X 20' ISLAND EXHIBIT KITS

Hybrid Pro™ Modular island exhibit kits provide an unparalleled dynamic that elevates and accentuates a message and brand, but also maximizes the return on tradeshow investment. Hybrid Pro Modular is a collection of 20' x 20' exhibit kits and custom solutions. Heavy-duty aluminum extrusions are coupled with vibrant graphics to create sophisticated, commanding and unforgettable island spaces. All displays and graphics are made in North America.



## HYBRID PRO MODULAR KIT 23 HP-K-23\*

- 14'4" tall 20' x 20' island display
- 14'w x 2'h top rectangular structure is tubular & features pillowcase fabric graphics
- centered rectangular structure features power stretch push-fit fabric graphic
- aluminum extrusion tower and display walls
- 6.5'w x 8'h walls feature shelves, monitor mounts & seamless push-fit fabric graphics

*No rigging required!*




Isometric View



Overhead View

## HYBRID PRO MODULAR KIT 26 HP-K-26\*

- 12'6" tall 20' x 20' island display
- 12'w x 3'h top rectangular structure is tubular & features pillowcase fabric graphics
- 8'h walls feature a monitor mount, closet area & seamless push-fit fabric graphics



Isometric View



Overhead View




\*Monitors not included.

Hybrid Pro Modular displays are made in North America and come with a limited lifetime frame warranty.

*Add counters for reception & extra storage space!*

**HYBRID PRO MODULAR KIT 29**  
HP-K-29\*

- 12'4" tall 20' x 20' island display
- 13'w x 3'h x 4'd header structure is tubular & features pillowcase fabric graphics
- 8'w x 8'h tower/closet features a shelving & seamless push-fit fabric graphics
- 4'w x 8'h kiosks feature Modulate magnetic tube frame walls & shelving



Isometric View




Overhead View

**HYBRID PRO MODULAR KIT 32**  
HP-K-32\*

- 11'5" tall 20' x 20' island display
- 19'w x 3'h x 12'd oval header structure is tubular & features pillowcase fabric graphics
- 5'w x 8'h closet features accessible storage, shelving & seamless push-fit fabric graphics
- two, 2.5'w x 8'h walls feature shelves perfect for putting products on display
- 5'w x 8'h wall features monitor mount for presentations & demonstrations


*No rigging required!*



Isometric View



Overhead View



\*Monitors not included.

Hybrid Pro Modular displays are made in North America and come with a limited lifetime frame warranty.



# HYBRID PRO™ MODULAR | COUNTERS

## HYBRID PRO COUNTERS

All Hybrid Pro™ Modular counters feature accessible storage and locking doors. Printed fabric graphics or rigid infill panels allow for your messaging and branding. Choose the size and counter shape that will match your backwall and space best.



**HYBRID PRO COUNTER 01**

**HPC-01**

- 39.38" w x 39.38" h x 17.75" d  
- white laminate cabinet with fabric graphic on the front, opaque or backlit



**HYBRID PRO COUNTER 12**

**HPC-01-B**

**HPC-12**

- 21.9" w x 38.24" h x 17.72" d  
- white laminate cabinet with vinyl graphic (-01-B) or fabric graphic (-12), available opaque or backlit



**HYBRID PRO COUNTER 02**

**HPC-02**

- 70.88" w x 39.38" h x 23.63" d  
- white laminate cabinet with fabric graphic on the front, opaque or backlit



**HYBRID PRO COUNTER 09**

**REC-42**

- 46" w x 37.5" h x 23" d  
- white laminate cabinet with UV graphic on the front, opaque or backlit



**HYBRID PRO COUNTER 10**

**REC-53**

- 64" w x 37.5" h x 30" d  
- white laminate cabinet with UV graphic on the front, opaque or backlit

Select Hybrid Pro counter bodies come in white; other colors available with additional lead time



dove grey



black



designer white



fusion maple



Counter 01



Counter 09




Counter 02



All Hybrid Pro Modular counters are also available for rent.

# COUNTERS | HYBRID PRO™ MODULAR

Select Hybrid Pro counter tops are available in your choice of four color options



All Hybrid Pro Modular counters are also available for rent.



## HYBRID PRO COUNTER 03

**HPC-03**

- 39.38" w x 36.63" h x 15.75" d
- white laminate panel cabinet with UV graphic on the front and laminate top



## HYBRID PRO COUNTER 04

**HPC-04**

- 74.6" w x 36.61" h x 26.16" d
- white laminate panel cabinet with UV graphic on the front and laminate top



## HYBRID PRO COUNTER 11

**RCK-06**

- 71.06" w x 36.61" h x 32.72" d
- white laminate panel cabinet with UV graphic on the front and laminate top



## HYBRID PRO COUNTER 13

**HPC-13**

- 47.25" w x 39.37" h x 23.15" d
- 4ft wide, open white laminate counter
- vinyl can be applied to add color



## HYBRID PRO COUNTER 14

**HPC-14**

- 59.06" w x 39.37" h x 23.15" d
- 5ft wide, open white laminate counter
- vinyl can be applied to add color



Counter 11



Counter 03



Counter 04



All Hybrid Pro Modular counters are also available for rent.

# VECTOR FRAME™ GEOMETRIC



CLEAN. CONTEMPORARY. IMPRESSIVE.

Easy-to-assemble, Vector Frame™ Geometric backwalls, banners and exhibit kits are superior, reconfigurable and customizable display solutions • Aluminum extrusion frames and edge-to-edge push-fit fabric graphics are combined to create unforgettable displays • Superior quality and construction; made in North America



# MAKE AN IMPACT WITH A **CLEAN, CONTEMPORARY** FABRIC DISPLAY.



VECTOR FRAME KIT 15  
VF-K-15

- Innovative and contemporary Vector Frame™ displays will captivate and WOW your audience
- Geometric shaped backwalls, banners, exhibit kits, counters and light boxes feature durable, easy-to-assemble aluminum extrusion frames and push-fit fabric graphics
- Vector Frame can be reconfigured and customized to create completely tailored solutions

# VECTOR FRAME™ ESSENTIAL | LIGHT BOXES

*Brighten your space with light boxes!*

- light boxes feature sleek, scratch-resistant white aluminum frames with swivel feet
- LED light strips are pre-attached to the top and bottom of the frame
- includes choice of single or double-sided push-fit **INTENSITY** backlit fabric graphic
- includes 6' power cord
- comes with case
- easy to assemble



01 Rectangle  
**VF-ESS-LB-R-01**  
36" w x 72.75" h x 15.75" d



02 Rectangle  
**VF-ESS-LB-R-02**  
36" w x 96.75" h x 15.75" d



03 Rectangle  
**VF-ESS-LB-R-03**  
48" w x 72.75" h x 15.75" d



*Frame easily assembles!*

*Lights come pre-attached to the frame.*



*Easy-to-apply push-fit graphics!*



LIGHT BOXES | **VECTOR FRAME™ ESSENTIAL**

*Perfect for retail stores, airports, restaurants and more!*



04 Rectangle  
**VF-ESS-LB-R-04**  
48" w x 96.75" h x 15.75" d



01 Square  
**VF-ESS-LB-S-01**  
96" w x 96.75" h x 15.75" d



05 Rectangle  
**VF-ESS-LB-R-05**  
120" w x 96.75" h x 15.75" d



Vector Frame Essential  
Light Box 01



Vector Frame Essential  
Light Box 04



Vector Frame Essential  
Light Box 03



Vector Frame Essential Light Box frames have a limited lifetime frame warranty.



# VECTOR FRAME™ MASTER | FABRIC BANNERS & LIGHT BOXES

- banners feature 2" aluminum extrusion frames and push-fit silicone-edge fabric graphics
- light boxes feature 4" aluminum extrusion frames with **new & improved** LED edge lighting & push-fit **INTENSITY** backlit fabric graphics
- single and double-sided graphics offered

Bright,  
illuminated  
displays!

## RECTANGULAR BANNERS & LIGHT BOXES



01 Rectangle  
**VF-R-01**  
**VF-LB-R-01**  
36.3"w x 47.49"h x 19.69"d



02 Rectangle  
**VF-R-02**  
**VF-LB-R-02**  
36.3"w x 71.12"h x 19.69"d



03 Rectangle  
**VF-R-03**  
**VF-LB-R-03**  
48.11"w x 71.12"h x 19.69"d



04 Rectangle  
**VF-R-04**  
**VF-LB-R-04**  
48.11"w x 94.74"h x 19.69"d



05 Rectangle  
**VF-R-05**  
**VF-LB-R-05**  
118.98"w x 94.74"h x 19.69"d



06 Rectangle  
**VF-R-06**  
**VF-LB-R-06**  
35.7"w x 94.74"h x 19.69"d



07 Rectangle  
**VF-R-07**  
**VF-LB-R-07**  
236.5"w x 94.74"h x 19.69"d



08 Rectangle  
**VF-R-08**  
**VF-LB-R-08**  
355.19"w x 94.74"h x 19.69"d

VECTOR FRAME MASTER | BANNERS & LIGHT BOXES



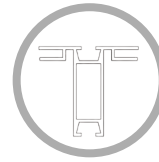
Light Boxes R-04, R-05, R-07 and S-04 are also available for rent. Vector Frame Master displays are made in North America and have a limited lifetime frame warranty.

**LIGHT BOX ASSEMBLY**

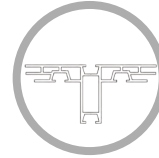


Light box assembly is easy:


Assemble the frame, apply the push-fit graphics, then plug it in!



2" banner extrusion profile



4" light box extrusion profile



**SQUARE BANNERS & LIGHT BOXES**



01 Square  
**VF-S-01**  
**VF-LB-S-01**  
36.3"w x 35.68"h x 19.69"d



02 Square  
**VF-S-02**  
**VF-LB-S-02**  
48.11"w x 47.49"h x 19.69"d



03 Square  
**VF-S-03**  
**VF-LB-S-03**  
71.73"w x 71.12"h x 19.69"d



04 Square  
**VF-S-04**  
**VF-LB-S-04**  
95.35"w x 94.74"h x 19.69"d



Easy-to-apply push-fit fabric graphics!




**OCS, OCE, OCH, OCL**  
Banners and Light Boxes come in OCE, OCS, OCH or OCL hard shipping cases.



Vector Frame Master displays are made in North America and have a limited lifetime frame warranty.

**VECTOR FRAME 10' MASTER EXHIBIT KITS**

Stand apart from the competition with a clean, sophisticated 10' x 10' or 10' x 20' Vector Frame™ Master exhibit kit. These graphic mural kits feature square-corner extrusion frames and push-fit fabric graphics that cover the entire frame. Vector Frame Master kits are easy to assemble and disassemble.




**KIT 02**  
VF-K-02A



**KIT 03**  
VF-K-03



**KIT 04**  
VF-K-04A



**KIT 09**  
VF-K-09A



**KIT 10**  
VF-K-10A



**KIT 11**  
VF-K-11





10' MASTER EXHIBIT KITS | **VECTOR FRAME™**



Easy-to-apply, push-fit fabric graphics!

**KIT 13**  
VF-K-13



illuminated wall

**KIT 15**  
VF-K-15




**KIT 16**  
VF-K-16\*



**KIT 25**  
VF-K-25\*



Vector Frame counter tops are available in your choice of four color options



silver black mahogany natural



**OCH2 & OCE**  
wheeled molded cases included with each kit (p. 173-175)




\*Monitors not included.  
Vector Frame Master displays are made in North America and have a limited lifetime frame warranty.

**VECTOR FRAME 20' MASTER EXHIBIT KITS**

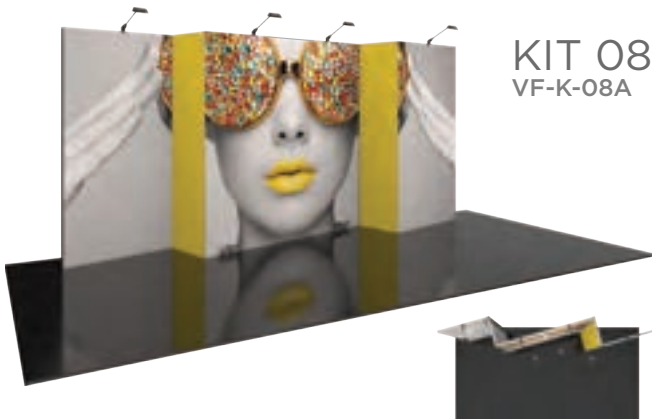
The innovative, contemporary and clean appearance of the Vector Frame™ Master line of exhibit kits will captivate your audience. Kits feature push-fit fabric graphics, easy-to-assemble extrusion frames, accent lighting, tables, literature accessories, monitor mounts and interior LED edge lighting where indicated. Customized kits are also available.




**KIT 05**  
VF-K-05A




**KIT 07**  
VF-K-07



**KIT 08**  
VF-K-08A




**KIT 17**  
VF-K-17




Easy-to-apply push-fit fabric graphics!



Vector Frame Master displays are made in North America and have a limited lifetime frame warranty.



*Storage, slot walls and illumination add unique elements!*



**OCH2 & OCE**  
wheeled molded cases included with each kit (p. 173-175)

\*Monitors not included.  
Vector Frame Master displays are made in North America and have a limited lifetime frame warranty.





## VECTOR FRAME COUNTERS

Vector Frame™ counters complement the Vector Frame series of exhibit kits, and are also ideal for any stand-alone use. Vector Frame counters couple simple extrusion-based frames with push-fit fabric graphics or rigid sintra graphics. Counters allow for accessible storage by removing one fabric panel. Custom sizes also available.



VECTOR FRAME COUNTER 01

VFC-01

39.37" w x 36.61" h x 22.44" d



VECTOR FRAME COUNTER 02

VFC-02


55.13" w x 40.5" h x 22.5" d



VECTOR FRAME COUNTER 03

VFC-03

38.5" w x 40.5" h x 19.88" d



VECTOR FRAME COUNTER 04

VFC-04

31" w x 40.5" h x 19" d



VECTOR FRAME COUNTER 05

VFC-05

39.76" w x 40.5" h x 22.75" d  
- features locking door and rigid sintra graphics



VECTOR FRAME COUNTER 06

VFC-06

41.7" w x 40.5" h x 20.75" d  
- features locking door and rigid sintra graphics



VECTOR FRAME COUNTER 07

VFC-07

46" w x 40.5" h x 22.64" d



Counters come in DCH2 case

Vector Frame counter tops are available in your choice of four color options



silver black mahogany natural

**VECTOR FRAME HANGING LIGHT BOXES**

Vector Frame™ push-fit fabric hanging light boxes are a premium range of illuminated, extrusion-based rectangular shapes. Dominate any interior and trade show hall with a captivating hanging light box!

**3'H**

- 10'w x 3'h
- 15'w x 3'h
- 20'w x 3'h
- 30'w x 3'h
- 40'w x 3'h



**4'H**

- 10'w x 4'h
- 15'w x 4'h
- 20'w x 4'h
- 30'w x 4'h
- 40'w x 4'h



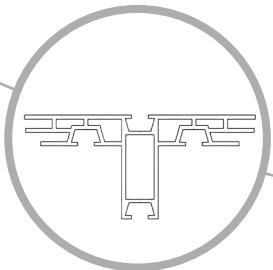
**5'H**

- 10'w x 5'h
- 15'w x 5'h
- 20'w x 5'h
- 30'w x 5'h
- 40'w x 5'h



**6'H**

- 10'w x 6'h
- 15'w x 6'h
- 20'w x 6'h
- 30'w x 6'h
- 40'w x 6'h



4" light box extrusion profile.



Lights come pre-attached to the frame.



Easy-to-apply push-fit fabric graphics!



4'h Hanging Light Boxes available for rent in 10', 20' and 30' widths.




Vector Frame Hanging Light Boxes come with a limited lifetime frame warranty.

**VECTOR FRAME TOWERS**

Vector Frame™ Towers are superior interior displays that couple aluminum extrusion frames with push-fit SEG graphics. Illuminated and non-illuminated options available. Perfect for corporate events, concerts, stage sets, retail environments, tradeshow and more!



**12' TOWER**  
3'w: VF-TOWER-05  
4'w: VF-TOWER-06



**10' TOWER**  
3'w: VF-TOWER-03  
4'w: VF-TOWER-04




**8' TOWER**  
3'w: VF-TOWER-01  
4'w: VF-TOWER-02



**12' BACKLIT TOWER**  
3'w: VF-BL-TOWER-05  
4'w: VF-BL-TOWER-06




**10' BACKLIT TOWER**  
3'w: VF-BL-TOWER-03  
4'w: VF-BL-TOWER-04




**8' BACKLIT TOWER**  
3'w: VF-BL-TOWER-01  
4'w: VF-BL-TOWER-02



**12' MONITOR TOWER**  
3'w: VF-TOWER-05-MM  
3'w: VF-BL-TOWER-05-MM  
4'w: VF-TOWER-06-MM  
4'w: VF-BL-TOWER-06-MM



**10' MONITOR TOWER**  
3'w: VF-TOWER-03-MM  
3'w: VF-BL-TOWER-03-MM  
4'w: VF-TOWER-04-MM  
4'w: VF-BL-TOWER-04-MM



**8' MONITOR TOWER**  
3'w: VF-TOWER-01-MM  
3'w: VF-BL-TOWER-01-MM  
4'w: VF-TOWER-02-MM  
4'w: VF-BL-TOWER-02-MM

VECTOR FRAME | TOWERS



Vector Frame Towers come with a limited lifetime frame warranty.



# custom exhibits that create **CAPTIVATING ENVIRONMENTS**



**UNIQUELY DESIGNED | CUSTOM BUILT**

## LINEAR PRO MODULAR DISPLAY SYSTEMS

Linear™ Pro modular display kits provide a modern, slick and stylish appearance. The extrusion based exhibits feature hook & loop-applied fabric graphics. Headers and wings available in UV printed graphics or blank frosted plex. Canopy is available in solid black, silver or white. Kits come with a fabric graphic canopy, two lights and ship in durable storage cases. Options include LCD monitor mounts, tables, counters, literature pockets and larger freight cases. Customized units also available.



**PRO 26**

LN-K-3P-26

\*Reconfigures to Kit 22



**PRO 22**


LN-K-3P-22



**PRO 27**

LN-K-3P-27

\*Reconfigures to Kit 25



**PRO 25**

LN-K-3P-25

Linear counter tops are available in your choice of four color options








silver black mahogany natural





## LINEAR PRO COUNTERS

Linear™ counters add function and flare to any space. Extrusion based construction coupled with your choice of rigid graphic infill panels or frosted plex panels make these kiosks sturdy and versatile. Counter tops are available in four thermoform finishes—silver, black, mahogany and natural. Printed graphic panels create the base of the counter. **Counters come standard with locking cabinet door.**



Linear kiosk counter tops are available in your choice of four color options



- 3 or 6 panels to display custom graphics
- quick & easy-to-assemble, tool included
- fits in an OCH shipping and transport case
- aluminum design is sturdy and stable
- LN-TBL-SA-RCT1 features a locking door
- top available in four color options





# ORBITAL EXPRESS™ TRUSS



## BOLD. VERSATILE. UNMATCHED.

Bold and contemporary, Orbital Express™ Truss is a collection of reconfigurable backwalls, island exhibits and counters • Displays feature a fixed number of simple parts and connectors, with no tools necessary for assembly • Larger 20' x 20' and 10' x 20' kits reconfigure into smaller exhibits, counters and more • Endless designs and configurations make it easy to find the right solution

# THE ORBITAL EXPRESS TRUSS SYSTEM IS **VERSATILE, RECONFIGURABLE & EASY!**




- Bold, contemporary and industrial, Orbital Express™ Truss exhibits dominate the show floor
- Reconfigurable exhibit backwalls, islands and counters feature a fixed number of parts and connectors
- NO TOOLS required for assembly! Simply twist & lock is all you have to do
- All Orbital Express Truss display pieces, fabric and UV graphics are made in North America
- Custom solutions available




**10' EXHIBIT KITS**


Orbital Express™ Truss features dozens of professionally designed "off the shelf" kits for a variety of booth sizes and configurations. Each kit comes complete with all the parts, fixtures and fittings you need to create a successful exhibit, including (depending on the kit) low voltage spotlights and adjustable tabletops. A benefit to this versatile system is that it enables you to reconfigure kits in multiple ways and combinations using the same parts. Orbital Express Truss can also be easily configured to fit your custom needs!




**CLIO**  
OR-K-CO1\*




**LUNA 10**  
OR-K-LU1




**EROS**  
OR-K-ER1



**HELIOS**  
OR-K-HE1



**METIS**  
OR-K-MT1\*




*Easily add an accessory wire/hanging rack to your kit! See p. 160 for more.*

\*Monitors and monitor mounts not included.






LYRA  
OR-K-LY2  
corner kit




SIRIUS  
OR-K-SR1



CYGNUS  
OR-K-SYG2  
corner kit



LYNX  
OR-K-LX1\*



MERCURY  
OR-K-ME1



ATLANTIS  
OR-K-ATL3



Truss counter tops are available in your choice of four color options




Easily add a counter or podium to your kit!  
See p.159 for more.

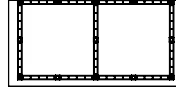
\*Monitors and monitor mounts not included.



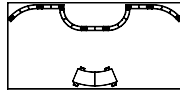
# ORBITAL EXPRESS™ TRUSS | 10' X 20' EXHIBIT KITS




LUNA 20  
OR-K-LU2



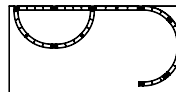
ORBEA  
OR-K-OB1



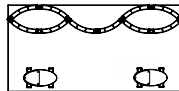
\*includes counter




EPSILON  
OR-K-EP1



ARIES  
OR-K-AI1



\*includes counters



ORBITAL EXPRESS TRUSS | 10' X 20' EXHIBIT KITS



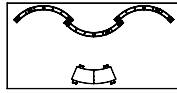
\*Counters featured are included. Monitors, iPads and mounts, literature accessories and furniture are not included.

Truss counter tops are available in your choice of four color options




silver black mahogany natural

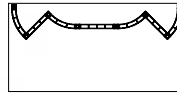
APEX  
OR-K-AX1\*




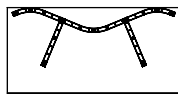
\*includes counter and literature racks



OMICRON  
OR-K-OM1



CALLISTO  
OR-K-CI1\*



Bold, striking industrial look!




Easily add an accessory wire/hanging rack to your kit!  
See p. 160 for more.

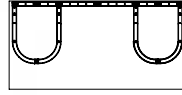


\*Counters featured are included. Monitors, iPads and mounts, literature accessories and furniture are not included.



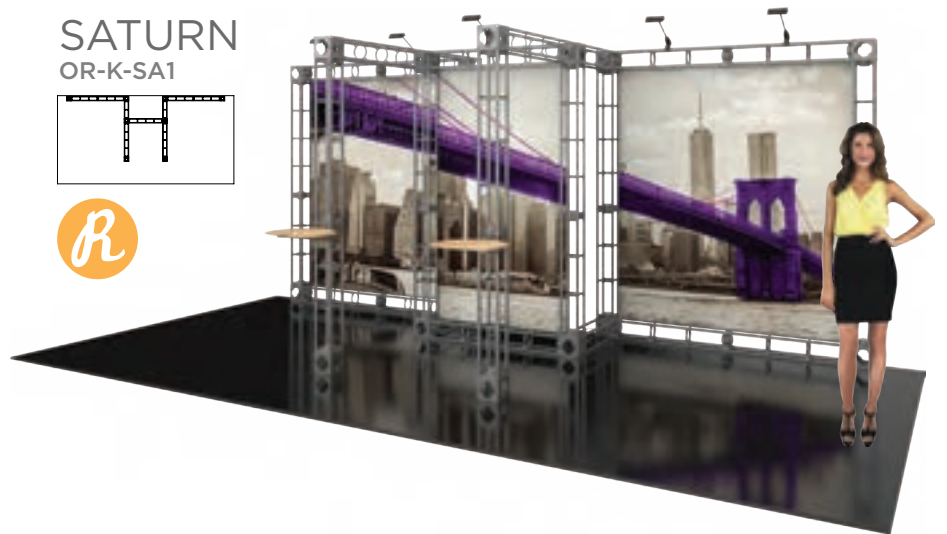
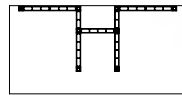


CEPHEUS-2  
OR-K-CE1-2\*

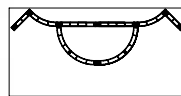


backwall height = 72.5"

SATURN  
OR-K-SA1



ANTARES  
OR-K-AT1

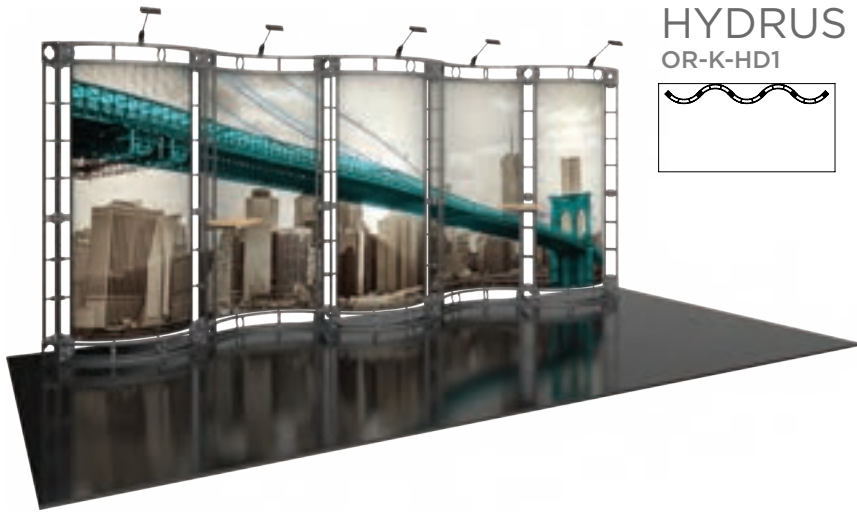


Bold, industrial  
exhibit solutions!

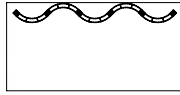


\*Monitors and monitor mounts not included.






**HYDRUS**  
OR-K-HD1

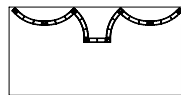


Truss counter tops are available in your choice of four color options

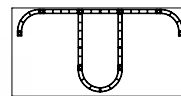


*Add a counter, podium or accessory!  
See p. 159*

**PHOENIX**  
OR-K-PX1




**POLARIS**  
OR-K-PR1

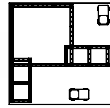


20' ISLAND KITS

Orbital Express™ Truss features dozens of professionally designed "off the shelf" kits for a variety of booth sizes and configurations. Each kit comes complete with all the parts, fixtures and fittings you need to create a successful exhibit, including (depending on the kit) low voltage spotlights and adjustable tabletops. A benefit to this versatile system is that it enables you to reconfigure kits in multiple ways and combinations using the same parts. Orbital Express Truss can also be easily configured to fit your custom needs!



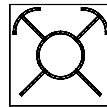


ONYX  
OR-K-ON1

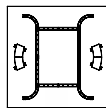


\*includes counters

ATLAS  
OR-K-AS1


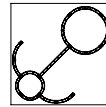


AARHUS  
OR-K-AH1



\*includes counters

CORVUS  
OR-K-CV1



Easily add an accessory wire/hanging rack to your kit!  
See p. 16D for more.




\*Counters featured are included. Monitors, iPads and mounts, literature accessories and furniture are not included.

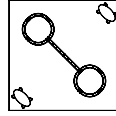


# 20' X 20' ISLAND KITS | ORBITAL EXPRESS™ TRUSS

Truss counter tops are available in your choice of four color options



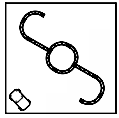
**GEMINI**  
OR-K-GE1




\*includes counters



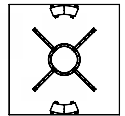
**ZENIT**  
OR-K-ZE1



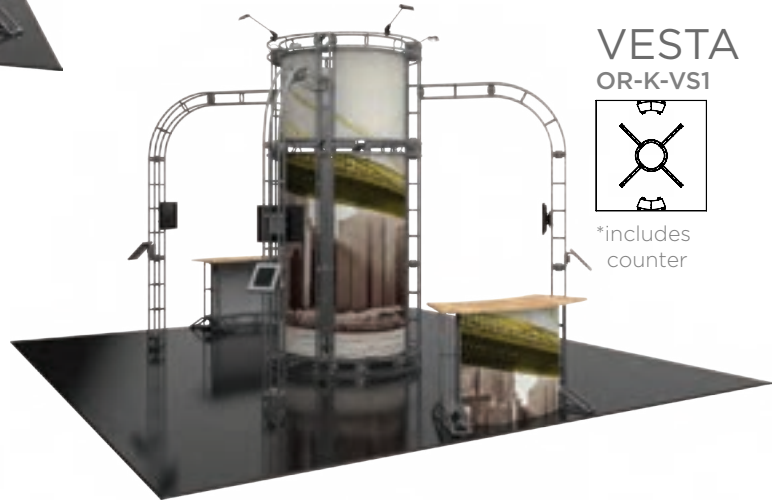
\*includes counter




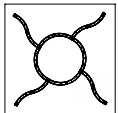
**VESTA**  
OR-K-VS1



\*includes counter



**CANIS**  
OR-K-CA1



*No tools for assembly - simply twist and lock!*




\*Counters featured are included. Monitors, iPads and mounts, literature accessories and furniture are not included.

10' HERCULES KITS

The Hercules line of Orbital Express™ Truss features basic backwalls and kits in a variety of sizes to suit a range of space needs. A benefit to this versatile system is that it enables you to reconfigure kits in multiple ways and combinations using the same parts. Simply add or subtract from any Hercules kit to create a new appearance for every event or tradeshow!

Truss counter tops are available in your choice of four color options



HERCULES 08  
OR-K-HC08



*Shelves and tabletops included!*



HERCULES 09  
OR-K-HC09



HERCULES 10  
OR-K-HC10\*




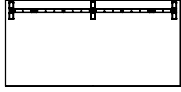
*Easily add an accessory wire/hanging rack to your kit!  
See p. 160 for more.*



20' HERCULES KITS


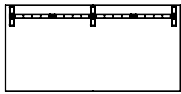
HERCULES 12

OR-K-HC12




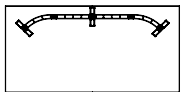
HERCULES 13

OR-K-HC13



HERCULES 15

OR-K-HC15\*





\*Monitors and monitor mounts not included.



## LAMINATE TABLETOPS

Accessories such as tabletops, shelves, literature holders and monitor mounts add functionality and options to your display. Truss tabletops and shelves come in four tabletop colors. No tools needed for assembly.

Laminate tabletops & shelving are available in your choice of four color options



Placement of tables is your choice—front, left or right!

## TRUSS MONITOR MOUNTS




**OPTI-MOUNT 1**  
OR-SM-MB

23"-42" LCD  
max weight = 50 lbs



**OPTI-MOUNT 2**  
OR-M-MB

32"-55" LCD  
max weight = 80 lbs




**OPTI-MOUNT 3**  
OR-LG-MB

37"-70" LCD  
max weight = 150 lbs

## INTERNAL SHELVING

- available in choice of four finishes
- 24" straight span, 36" straight span, and 46" straight span shelves available
- 45° curved and 90° curved shelves



## LIT RACK

OR-STG

- 10 pocket clamp on literature rack
- note: rack may not fit into the standard kit packaging solution/ molded case
- toolless attachment



COUNTERS AND PODIUMS

Truss Counters and Podiums have several attractive designs to choose from with a sleek plex top as an available option. Choose from four tabletop colors. Graphic options are also available for Truss Counters. No tools needed for assembly.



RECTANGLE

standard: OR-TC01  
with plex stand-off and  
internal shelf: OR-TC01-P



OVAL

standard: OR-TC02  
with plex stand-off and  
internal shelf: OR-TC02-P



RACETRACK

standard: OR-TC03  
with plex stand-off and  
internal shelf: OR-TC03-P



CURVE

standard: OR-TC04  
with plex stand-off and  
internal shelf: OR-TC04-P



RACETRACK

standard: OR-P04  
with plex stand-off: OR-P04-P



SQUARE

standard: OR-P05  
with plex stand-off: OR-P05-P

Truss counter tops are available in your choice of four color options



silver black mahogany natural



## MERCHANDISING RACKS

Orbital Express™ Truss Merchandising Racks add functionality and options to any Orbital Truss kit. Accessory options offer multiple configurations and no tools are needed for assembly. Accessory panels are an a la carte add on option for 10ft, 20ft and island Orbital kits. Horizontal support bar needed for proper connection.



### WIRE RACK

- OR-24-MP
- OR-36-MP
- OR-46-MP

- grid wall with hook brackets
- hook brackets sold separately
- supports approx. 8 lbs. per panel
- OR-24-MP-M mounts to verticals
- horizontal connector required to hang properly (sold separately)



### HANGING RACK

- OR-36-SP
- OR-46-SP

- slot wall with hook brackets
- hook brackets sold separately
- supports approx. 8 lbs. per panel
- horizontal connector required to hang properly (sold separately)



### WIRE/HANGING RACK CONNECTOR

- OR-24-SST
- OR-36-SST
- OR-46-SST

- required to mount wire and hanging rack
- includes quick lock truss connectors



*Hang your accessory kits with ease!*



# custom exhibit **SOLUTIONS**

## **SOLUTION STRATEGY**

We help inspire, guide and manage your project from concept to completion and help transform your goals and objectives into a success-driven tradeshow strategy.



## **EXHIBIT DESIGN**

No matter what your company's needs, our exhibit designers approach each and every project as an original, incorporating a wide range of aluminum extrusions, laminates, fabrics, media and graphics resulting in an exhibit that's uniquely yours.



## **CUSTOM FABRICATION**

From wood to fabrics, steel to aluminum, plastics to glass, we create and build exhibits and displays out of all types of materials. These - coupled with state-of-the-art manufacturing facilities, printing technology and expert craftsmen - result in custom exhibits that are as unique and original as you and your brand.



## **DISPLAY GRAPHICS**

We unite wonderfully skilled craftspeople with cutting-edge print technology and techniques to produce the highest quality display graphics and trade show graphics in the industry. Our high-quality graphics are matched to the G7® Master Print specification. This designation assures that every graphic we print will look exactly as our clients intended.



## **LOGISTICS MANAGEMENT**

We provide a wide array of asset management services designed to simplify the process and decisions you need to make. In every phase, we work to keep costs down while ensuring your materials are well taken care of.

*Visit our website to browse custom exhibit projects.*

# ACCENTS & ACCESSORIES




## FINAL. FUNDAMENTAL. FINESSE.

Portable counters and kiosks provide ample storage and style to complement our vast array of 8', 10' and 20' exhibit kits and displays • Accent lighting kits and solutions help stage a powerful, impactful presence that you desire • Portable transit and shipping cases are designed to protect your exhibit investment

COUNTERS & KIOSKS

Counter tops are available in your choice of four color options



Counters and kiosks can be used to accessorize any trade show, event or permanent space. With a variety of different counters and kiosks to choose from, mix and match to create the best-suited display.

**HOPUP™ COUNTER**  
HOP-CT-2



- 41.75" w x 39.69" h x 14.25" d
- collapsible display counter
- hook & loop applied fabric graphics
- includes clear internal shelf
- top available in four color options



**EMBRACE™ COUNTER**  
EMB-2-CT  
EMB-2-CT-BL (Backlit Counter)



- 41" w x 40.5" h x 15.75" d
- collapsible display counter
- includes white internal shelf
- push-fit fabric graphics
- top available in four color options



**MODULATE™ COUNTER**  
MOD-CNTR-M



- 31.5" w x 40" h x 23.5" d
- **magnetic**, tubular frame with snap buttons
- fabric graphic attaches via hook & loop around the frame & zips in the back
- internal shelf provides area to store materials



Refer to these pages to see counters in these product lines!



**FORMULATE**  
p. 102



**HYBRID PRO MODULAR**  
p. 128-129



**VECTOR FRAME**  
p. 140



**LINEAR**  
p. 145



**TRUSS**  
p. 159







**CAMPAIGN  
CP-B3**

- counter dimensions not including canopy 32" w x 34.5" h x 18.5" d
- hook & loop PVC graphic
- quick assembly
- strong & easy-to-clean plastic parts



Short Perch shown

**PERCH**

6' WIDE PERCH-6

8' WIDE PERCH-8

- pole banner attachment for standard 6' or 8' wide tables
- fabric header available in three graphic heights: short (18" h), medium (44" h), tall (68.25" h)
- hardware kit is universal for all height options
- table throw sold separately
- single or double-sided graphic



**CHARGING STATIONS**

Formulate® Charging Stations add technology and great value for visitors in need of a quick charge. Excellent for retail applications, tradeshows and events



**CHARGING TOWER  
FMLT-CHRG-01**

- 33.56" w x 86.81" h x 33.46" d
- features 16 high-speed charging tips: (8) Micro USB for Android devices and (8) Apple 8-pin for Apple iPhone/iPad/Lightning devices
- features a circular fabric header for branding and an illuminated fabric center structure
- base and tabletop color offered in choice of four color options




charging stations are available in four color options



silver black mahogany natural

**CHARGING COUNTER  
FMLT-CHRG-COUNTER-01**

- 23.72" w x 41.54" h x 23.62" d
- features 8 high-speed charging tips: (4) Micro USB for Android devices and (4) Apple 8-pin for Apple iPhone/iPad/Lightning devices
- features stretch fabric graphic
- tabletop offered in choice of four color options



top view



FREESTANDING IPAD STANDS



UNIVERSAL TABLET STAND

PAD21-04

- portrait or landscape
- security screws, allen key and bolts make the unit both durable and theft resistant
- base can be bolted to the floor for extra security
- features a telescopic, adjustable-height pole, height min 28.88" - max 49.81" h



Small tablet shell



Large tablet shell

TABLET STAND

TABLET-STD-ESS-SH-S  
TABLET-STD-ESS-SH-L

- portrait or landscape
- security screws and allen key make the unit both durable and theft resistant
- features a telescopic, adjustable-height pole, height min 30" - max 51.5"
- small stand holds 7"-10.5" tablets
- large stand holds 10.5"-13" tablets

TENSION FABRIC IPAD STANDS



IPAD STAND 02  
TABLET-STD-02

- 20.2" w x 85.11" h x 23.7" d
- iPad holder (2<sup>nd</sup>, 3<sup>rd</sup>, 4<sup>th</sup> gen and Air models)\*
- pillowcase fabric graphic



IPAD STAND 03  
TABLET-STD-03

- 19.98" w x 64.34" h x 15.2" d
- iPad holder (2<sup>nd</sup>, 3<sup>rd</sup>, 4<sup>th</sup> gen and Air models)\*
- pillowcase fabric graphic



IPAD STAND 04  
TABLET-STD-04

- 26.26" w x 46.26" h x 22.64" d
- iPad holder (2<sup>nd</sup>, 3<sup>rd</sup>, 4<sup>th</sup> gen and Air models)\*
- pillowcase fabric graphic



IPAD STAND 05  
TABLET-STD-05

- 30" w x 84" h x 23" d
- small monitor mount\*, holds 32" TV/32 lbs max
- iPad holder (2<sup>nd</sup>, 3<sup>rd</sup>, 4<sup>th</sup> gen and Air models)\*
- pillowcase fabric graphic

\*Monitor and tablet not included.



## FORMULATE® KIOSKS

Formulate® Kiosks couple lightweight aluminum tube frames with state-of-the-art printed stretch zipper pillowcase fabric graphics to create funky and functional multimedia kiosks.



**FMLT-KIOSK-01**

- 31.17" w x 91.84" h x 41.68" d
- pillowcase fabric graphic
- supports medium monitor\*



**FMLT-KIOSK-02**

- 64.5" w x 96" h x 37.71" d
- pillowcase fabric graphic
- supports medium monitor\*



**FMLT-KIOSK-03**

- 55.12" w x 95.93" h x 38.48" d
- pillowcase fabric graphic
- supports medium monitor\*



**FMLT-KIOSK-04**

- 42.13" w x 96" h x 25.59" d
- pillowcase fabric graphic
- supports medium monitor\*

## FREESTANDING MONITOR KIOSKS

Freestanding monitor kiosks are perfect for conference rooms, court rooms, corporate office spaces, lobby areas and more. Kiosk bases are made with aluminum extrusion and come with a lifetime warranty.



**FREESTANDING-SPLIT-MM-2**

- 26.25" w x 75.25" h x 23.56" d
- supports large 32-70" monitor\*
- max weight = 40 lbs



**PM4S3-MK-M/L**

- 25.59" w x 70.98" h x 25.59" d
- large or medium monitor\* bracket
- max weight = 40 lbs
- medium holds 32-55" monitor
- large holds 37-70" monitor
- comes with 1 OCE case
- used in custom exhibits



**PM4S3-MK-M-MSHELF  
PM4S3-MK-L-MSHELF**

- 25.59" w x 75.25" h x 25.59" d
- medium holds 32-55" monitor\*
- large holds 32-70" monitor
- shelf weight supports 15 lbs.
- used in custom exhibits



**PM4S3-MK-SHELF-UNIT**

- 29.53" w x 70.98" h x 25.59" d
- three shelves support approx. 15 lbs each
- used in custom exhibits



**VB-MK-01**

- 30" w x 78.38" h x 23.6" d
- medium monitor\* bracket
- max weight = 50 lbs
- comes with 1 OCH2 case



\*Monitors not included.








VECTOR FRAME™ MONITOR KIOSKS

Vector Frame™ Monitor Kiosks feature push-fit fabric graphics, easy-to-assemble 4" extrusion frames, your choice of single or double-sided graphics and one or two monitor mounts (monitors not included).



01 Monitor Kiosk  
**VF-MK-01-SS**  
**VF-MK-01-DS**  
 35.68"w x 94.49"h x 25.59"d  
 comes in 1 OCH case  
 supports 32-55" monitor\*;  
 max weight = 30 lbs each

front with graphic & monitor mount\*



back with graphic



back with graphic & monitor mount\*




top view  
 one monitor mount



02 Monitor Kiosk  
**VF-MK-02-SS**  
**VF-MK-02-DS**  
 47.49"w x 94.49"h x 25.59"d  
 comes in 1 OCH case  
 supports 32-55" monitor\*;  
 max weight = 30 lbs each

front with graphic & monitor mount\*



back with graphic



back with graphic & monitor mount\*



top view  
 two monitor mounts



TWIST 3 DISPLAY CABINET  
 TWIST-3

- 16.25"w x 61.38"h x 16.25"d
- portable, collapsible, illuminated display cabinet
- heavy-duty plastic and 12 plexiglass window panels
- includes three integrated 14"w x 14"d shelves with three overhead lights
- shelves hold max 15 lbs
- optional branded graphic panels (14.56"w x 19.88"h) are offered a la carte
- easily collapses and packs into portable carry bag



TWIST 4 DISPLAY CABINET  
 TWIST-4

- 16.25"w x 81.25"h x 16.25"d
- portable, collapsible, illuminated display cabinet
- heavy-duty plastic and 16 plexiglass window panels
- includes four integrated 14"w x 14"d shelves with four overhead lights
- shelves hold max 15 lbs
- optional branded graphic panels (14.56"w x 19.88"h) are offered a la carte
- easily collapses and packs into portable carry bag

\*Monitors not included.




## SIGN STANDS

Easily display a graphic or message with a versatile and easy-to-assemble sign stand. We offer stands that feature adjustable posts, portrait and landscape sign configurations and more.

### ADVOCATE ADVOCATE

- telescopic post offers variable height from 30.5"-48"
- aluminum sign holder holds 8.5"w x 11"h paper
- frame can be rotated 360 degrees or any desired angle
- chrome finish



### SNAPPER STAND SNP-STAND

- 40"h
- stylish, easy snap-open 11"w x 17"h frame
- frame can be used in portrait and landscape configurations
- silver aluminum sign holder, post and base



*Perfect for retail stores!*





## OBSERVE PRO OBS-LP-SYS

- 48" h
- lightweight, snap-together info center with 12" dia. base
- stylish curved header & adjustable brochure holder
- accepts 8.5" w x 11" h literature & graphic



## OBSERVE DELUXE OBS-DLX

- 74.5" h
- stylish double-sided curved design
- holds two 24" w x 36" h bubble graphics
- recommended printing material: .040"-.125"
- elegant brushed silver
- sturdy steel base with removable and adjustable brochure pockets




## WEDGE WED-1-B

- combine multiple units for longer and taller displays
- graphic size is variable
- black only
- graphics not included

## TRAPPA POST

- choice of silver or black snap frames, large or small, landscape, portrait or diagonal
- front loading graphic mechanism makes graphic changes easy
- includes clear protective lenses
- sturdy aluminum posts and heavy domed steel plate ensure stability







### ZEDUP 1

black: ZD-1-B  
silver: ZD-1-S

- 6 pocket rack
- can be stored or shipped loaded with literature



### QUANTUM SINGLE-SIDED

black: QNTM-SS

- 4 pocket rack
- collapsible
- constructed from plastic for light weight



### ZEDUP LITE

silver: ZD-LITE

- 6 pocket rack
- collapsible
- lightweight version of the ZedUp
- constructed from aluminum & plastic for reduced weight



### OASIS

OASIS

- highly portable
- three arm collapsible bag dispenser
- shiny silver finish



### STEP STOOL

STEP-STOOL-BLUE

- sturdy EZ FOLDZ step stool
- 300 lb capacity
- folds flat for storage & transport
- blue only



SLIMLINE LED LIGHTING

Incorporate modern, bright LED lights into your display and draw attention to your brand and message with elegance. Choose from several LED lighting solutions that will make your message and products shine.



**LED FLOOD**  
LUM-LED4-ORL-B (set of 2)

- low voltage 12 watt spotlight
- 17.16" long from end to end
- mounts to dovetails and extrusion channel
- available in black only




**LED SPOT**  
LUM-LED3-ORL-B

- low voltage 5 watt slender spotlight
- 17.18" long from end to end
- mounts to banner stands
- available in black only



**LED STRIP**  
LUM-LED5-ORL-B (set of 2)

- low voltage 12 watt
- 16.1" long from end to end
- mounts to dovetails and extrusion channel
- available in black only



**LED EXHIBITION**  
LUM-LED6-ORL-B (set of 2)

- low voltage 12 watt spotlight
- 17.13" long from end to end
- mounts to extrusion channels
- available in black only



**LUMINA 200 LED**  
black: LUM-LED2-ORL-B  
silver: LUM-LED2-ORL-S

- LED Lumina 200 floodlight
- uses multi cups chip on board (MCOB) light technology and features a slim profile
- LED rated for 20,000 continuous hours
- 19" long from end to end



**LED ECO**  
LUM-LED7-ORL-B (set of 2)  
LUM-LED7-ORL-B-EXT (single)

- economy LED floodlight
- uses multi cups chip on board (MCOB) light technology and features a slim profile
- LED rated for 20,000 hours
- 12 watt
- 2.5 meter from transformer to light; 1.3 meter from outlet to transformer
- UL approved



**LED LIGHT BATTERY PACK**  
BATTERY-PACK-1

- 8.5" h x 3" h x 2.5" d
- rechargeable battery pack provides electricity for hours
- compatible with quick charge 3.0 USB port, two 2.4 USB ports and U.S. & European AC
- comes in sturdy carry box



Battery pack compatible with four plug types!



All lights feature a one year limited warranty.

## ZOOM TENT LIGHT KIT

ZM-TNT-LED-01



- compatible with Zoom Economy and Standard 10' & 20' Tents
- lights attach to Economy frames using magnets and Standard frames using hook & loop
- connect all lights together and plug into a single portable battery pack



## UNIVERSAL LIGHT CLAMP KIT

UNI-LT-CLP30  
UNI-LT-CLP50



- comes standard with the Lumina 1, 3, 4, 5, 6, 8 and allows our lights to fit a majority of banners, truss & panel kits
- UNI-LT-CLP50 comes only with bracket

## SPT CASE

SPT-CASE

- EVA semi-rigid lighting case
- foam-lined padded compartments
- holds two Lumina 200 lights & power supply



## FLOODLIGHTS & WALL WASHERS

### LED FLOOD LIGHT

LED-FLOOD

- 85-265 voltage, 42 watt LED Flood light (equivalent to 400 watt halogen)
- projects cool WHITE light
- 7.4" w x 9.44" l x 5.11" d
- angles to 120°
- UL approved



### MINI LED FLOOD LIGHT

LED-10W-FLOOD-RGB  
LED-10W-FLOOD-W

- 10 watt LED Flood light
- projects cool WHITE or RGB spectrum light
- remote control provided with RGB version
- each light measures 4.49" w x 3.39" h x 3.98" d
- angles to 120°
- UL approved



*Can be used to illuminate fabric counters, funnels & columns.*

### COLOR BLAST ACCENT LIGHTS

- 85-265 voltage, 13 watt LED blast light
- projects your choice of warm or cool WHITE, and a RGB spectrum flashing pattern
- 7" round x 7" h (when faceplate is flush with base and not angled)
- angles to 60°
- UL approved



**LED-WRM-WHT-BLAST**  
Features a warm white LED light output; good for light-colored and neutral graphic prints. 3,000K



**LED-COOL-WHT-BLAST**  
Features a cool LED light output; good for darker graphic prints. 6,000K



**LED-RGB-BLAST**  
Features multi-pattern flashing RGB LED light output; RGB spectrum cannot be controlled.



All lights feature a one year limited warranty.



CASES

It's critical to protect your tradeshow exhibit investment with a quality constructed transit and shipping case. An extensive selection of exhibit and display cases and crates to choose from that are all made in North America and are designed to house specific lines of exhibits and displays for maximum portability and protection during shipping.

LIGHTING & ACCESSORY CASE

OCA-2

- ideal for lights and accessories
- secure straps help to ensure case will remain closed during transport
- interior size:  
32.81" w x 4.13" h x 13.75" d
- exterior size:  
34" w x 7" h x 15" d
- weight when empty: 8 lbs



SMALL & LARGE GRAPHIC CASES

SMALL: OCS

LARGE: OCL

- premium latches for maximum strength
- built in wheels and easy-to-grip molded handle

OCS

- interior size:  
14" w x 39.81" h x 13.25" d
- exterior size:  
18" w x 42.25" h x 16.5" d
- weight when empty: 18 lbs

OCL

- interior size:  
14" w x 51.5" h x 13.25" d
- exterior size:  
18" w x 55.13" h x 16.5" d
- weight when empty: 20 lbs



BANNER STAND CASE

OCB-2

- this expandable shipping case fits up to three swivel-foot banner stands with bags or one premium stand with bag
- also used for Formulate® Lite displays
- interior size min/max:  
min - 13.5" w x 30.29" h  
max - 49.14" h x 5" d
- exterior size:  
min - 18.12" w x 34.49" h  
max - 54.24" h x 7.40" d
- weight when empty: 9 lbs
- case fits all banners less than 47.5" wide




EXPANDABLE CASE

OCE

- the perfect protective shipping and/or storage case for all Formulate® exhibit kits, hanging structures and accessory products
- adjustable roto-molded expandable display case
- adjustable lid and easy pin latch
- interior size min/max:  
min - 13.75" w x 39.63" h x 11.75" d  
max - 13.75" w x 64" h x 11.75" d
- exterior size min/max:  
min - 16.75" w x 39.88" h x 16.88" d  
max - 16.75" w x 64.25" h x 16.88" d
- weight when empty: 27 lbs
- separate fabric graphic converts the case into a counter
- optional wood counter top can be added in your choice of silver, black, mahogany or natural



top view



silver black mahogany natural



All cases come with a one year limited warranty, are an economic & eco-friendly choice & made in North America.

## EXPANDABLE CASE 2



OCE-2

- the perfect expandable protective case for all Formulate® exhibit kits, hanging structures and more
- convenient lock guides for easier closure
- interior size min/max:  
min - 19.04" w x 43.98" h x 16.65" d  
max - 19.04" w x 69.73" h x 16.65" d
- exterior size min/max:  
min - 20.88" w x 44.48" h x 20.41" d  
max - 20.88" w x 70.23" h x 20.41" d
- weight when empty: approx. 36 lbs
- to use as a counter, simply separate the top and bottom and add the optional wood counter top, available in your choice of silver, black, mahogany or natural



## STANDARD WHEELED DISPLAY CASE

OCX

- premium latches for maximum strength
- interior size:  
23.5" w x 35.75" h x 13.07" d
- exterior size:  
26.73" w x 39.49" h x 17.05" d
- weight when empty: 32 lbs
- optional wood counter top can be added in your choice of silver, black, mahogany or natural




left view

top view



Optional counter top for OCE-2 and OCX are available in your choice of four color options



## HOPUP/MEDIUM WHEELED CASE

OC-HOP

- ideal for Hopup backwall displays (fits up to 4x3 hopup)
- built-in handle and wheels for easy transport
- interior size:  
13.5" w x 35.5" h x 13.5" d
- exterior size:  
15.5" w x 35.69" h x 17" d
- weight when empty: 17 lbs



## TROLLEY ROLLER TROLLEY

- lightweight trolley for Hopup™ and Embrace™ displays
- collapsible, plastic and easy to transport
- 9.25" w x 20-46.63" h x 12.75" d
- max weight = 55 lbs



Cases come with a one year limited warranty, are an economic, eco-friendly choice & made in North America.

## LARGE DISPLAY CASE

### OCH

- roto-molded case for exhibits, graphics & accessories
- secure reinforced straps help to ensure case will remain closed during transport
- strong yet lightweight
- interior size: 23.25" w x 7.63" h x 46.5" d
- exterior size: 26" w x 12" h x 50" d
- weight when empty: 22 lbs



## LARGE DISPLAY CASE

### OCH2

- heavy-duty shipping and storage case
- ideal for Linear hybrid displays
- secure reinforced straps help to ensure case will remain closed during transport
- interior size: 24.13" w x 12.25" h x 47.25" d
- exterior size: 29" w x 15" h x 52" d
- weight when empty: 30 lbs
- wheels and handles recessed



## FREIGHT CASE

### OCFM

- interlocking surface to enable two cases to be transported together
- maximum case depth = 8" allowing up to 8 flat panels per case
- interior size: 35.75" w x 9.75" h x 47.25" d
- exterior size: 38" w x 15" h x 49" d
- can ship UPS/FedEx or Freight
- weight when empty: 35 lbs



## FREIGHT CASE

### OCF

- offers the same features and benefits of the OCT in a rectangular shape
- interior size: 48" w x 19.75" h x 35.5" d
- exterior size: 51" w x 24" h x 39" d
- weight when empty: 55 lbs



## FREIGHT CASE

### OCF2

- molded stackable shipping crate 18" deep
- heavy-duty roller bearing recessed in bridge of case
- holds 18 layers of flat panels in horizontal direction
- interior size: 48" w x 18" h x 48" d
- exterior size: 51" w x 23" h x 51" d
- weight when empty: 70 lbs



## ORBITAL CURVED TRUSS CASE

### OCT

- designed to handle national & international exhibit freight shipments
- offers maximum protection for your exhibit materials
- interior size: 43.5" w x 33" h x 47.25" d
- exterior size: 48" w x 42" h x 51" d
- weight when empty: 138 lbs



*Woodcrate options also available!*



Cases come with a one year limited warranty, are an economic, eco-friendly choice & made in North America.




# SIGNPRO<sup>®</sup>

S Y S T E M S

# INTERIOR WAYFINDING SIGN SOLUTIONS

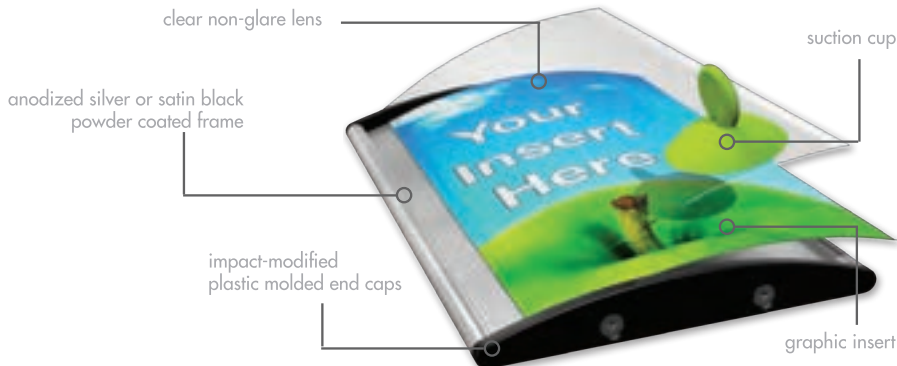


- \\ Wayfinding Sign Solutions for directional guidance in offices, hospitals, retail environments, schools and more to help visitors navigate through buildings with ease.
- \\ Ever-increasing custom capabilities; we can build frames and signs suited to your exact specifications
- \\ Engineered, supplied & **manufactured in the USA.**
- \\ Fast. Affordable. Excellent Quality.



- \\ **Made in USA**
- \\ **Fast production**
- \\ **Quick ship**

## CURVED SYSTEM




- \\ Sleek Curved Shape
- \\ Black or Silver or combination thereof
- \\ Customized Options
- \\ Graphic inserts and ADA Lenses available

FINISH:  
 Silver  
 Black



# FLAT SYSTEM




- \\ Modern Flat Shape
- \\ Round or Square Profile
- \\ Black or Silver
- \\ Customized Options
- \\ Graphic inserts and ADA Lenses available

**FINISH:**



**PROFILE:**

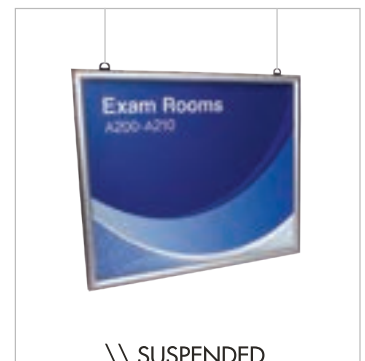


# SNAPPING SYSTEM



- \\ Snaps open for quick and easy graphic changes
- \\ No tools required
- \\ Clear non-glare lens, mounting hardware
- \\ Protective sheet material: PVC

**FINISH:**



**THE EXHIBITORS'®**  
**HAND**  
**BOOK**  
**MODULAR DISPLAY SOLUTIONS**