



EXHIB

THE EXHIBITORS' HANDBOOK® 2026

powerful
VISUAL
COMMUNICATIONS
solutions

VISUAL COMMUNICATIONS solutions

We offer the best and widest range of visual communications solutions for corporate interiors, retail environments, tradeshow and events.

Our collection includes portable displays, light boxes, outdoor displays, fabric structures, exhibit kits and more!

SYMBOL KEY



product made in North America



economy product



standard product



premium product



recyclable product (does not include graphic)



product comes with a carry bag or case



rental product

NEW

new product

WARRANTY KEY



lifetime limited warranty (frame)



5 year limited warranty (frame)



1 year limited warranty (frame)



90 day limited warranty (frame)



graphics limited 1 year warranty (indoor products)



graphics limited 6 month warranty (outdoor & table throw products)



Contents

Portable Displays & Systems

06

BANNERS

BANNER STANDS & SYSTEMS
RETRACTABLE | TELESCOPIC | SPRING BACK

16

FABRIC BANNERS
FORMULATE® | MODULATE®

18

FABRIC LIGHT BOXES
BLAZE™ | VECTOR FRAME™

32

HANGING BANNERS

36

OUTDOOR DISPLAYS
TENTS | FLAGS | SIGNS

50

TABLE THROWS & RUNNERS

52

FOLDING PANEL TABLETOP DISPLAYS

54

EXPANDING DISPLAY SYSTEMS
HOPUP™ | EMBRACE™ | XCLAIM™ | COYOTE™

Wall Signs & Solutions

80

DIMENSIONAL LETTERS | WALL MOUNTED DISPLAYS |
WAYFINDING SIGN SOLUTIONS

Contents

Fabric Displays & Structures

88

MODULATE® MAGNETIC
BANNERS | 10', 20' 30' RECONFIGURABLE KITS

94

FORMULATE® ESSENTIAL
BANNERS | TABLETOP DISPLAYS | 8' & 10' DISPLAYS

98

FORMULATE MASTER
TABLETOP DISPLAYS | 8', 10', 20' DISPLAYS | ACCENTS

106

FORMULATE DESIGNER SERIES
10', 20' 30' KITS

114

FORMULATE FUSION 20' X 20' ISLAND KITS

120

FORMULATE HANGING &
ARCHITECTURAL STRUCTURES
HANGING SIGNS | TOWERS | ARCHES | CONFERENCE WALLS

Modular Exhibit Systems

138

HYBRID PRO™ MODULAR DISPLAYS
10', 20' & ISLAND KITS | CLOSETS | ACCENTS

154

VECTOR FRAME™ MODULAR DISPLAYS
BANNERS | 10', 20' KITS | TOWERS | ACCENTS

166

ORBITAL EXPRESS™ TRUSS DISPLAYS
10', 20' & ISLANDS KITS | ACCENTS

Contents

Accents & Accessories

179

COLLAPSIBLE COUNTERS

181

INFO CENTERS

TABLET STANDS | KIOSKS | SIGNS STANDS | LITERATURE RACKS

187

LIGHTING

189

CASES

MODify[®] Retail Merchandising System

198

SINGLE SIDED FIXTURES

202

DOUBLE SIDED FIXTURES

206

GONDOLA

208





FOUR SIDED FIXTURES

212

FURNITURE + ACCESSORIES

PORTABLE BLF

Displays & Systems






BANNER STANDS

and systems



BLADE LITE

Superior style and value!



- graphic materials: vinyl, fabric, melinex, **green PVC-free**
- toolless quick rail combines the ease of a snap rail with the reassurance of an adhesive fixing
- weighted base for stability
- adjustable leveling feet
- 400mm features 4-piece pole, all other sizes feature hybrid bungee/telescopic pole.

code	width	height	assembled dimensions
BLD-LT-400-1	15.75"	69.375"	Ⓜ 17.75" w x 72.13" h x 8.6" d
BLD-LT-600-1	23.5"	69" - 83.25"	Ⓜ 25.5" w x 86" h x 8.6" d
BLD-LT-800-1	31.5"	60" - 83.25"	Ⓜ 33.5" w x 86" h x 8.6" d
BLD-LT-850-1	33.5"	60" - 83.25"	Ⓜ 35.4" w x 86" h x 8.6" d
BLD-LT-920-1	36"	60" - 83.25"	Ⓜ 38" w x 86" h x 8.6" d
BLD-LT-1000-1	39.25"	60" - 83.25"	Ⓜ 41.3" w x 86" h x 8.6" d
BLD-LT-1200-1	47.25"	60" - 83.25"	Ⓜ 49" w x 86" h x 8.6" d
BLD-LT-1500-1	59"	60" - 83.25"	Ⓜ 61" w x 86" h x 8.6" d



hybrid bungee/telescopic pole for easy assembly



comes with carry bag with inner protective foam padding



illuminate your graphic with optional LED lighting LUM-LED3-ORL-B

ORIENT 1




- graphic materials: vinyl, fabric, melinex, **green PVC-free**
- anodized silver or black base options
- toolless quick rail combines the ease of a snap rail with the reassurance of an adhesive fixing
- molded end caps
- adjustable feet on base
- hybrid bungee/telescopic pole

code	width	height	assembled dimensions
ONT-800-S/B-4	31.5"	60.5" - 83.25"	Ⓞ 32.68" w x 84.75" h x 7.08" d
ONT-850-S/B-4	33.5"	60.5" - 83.25"	Ⓞ 34.65" w x 86" h x 7.08" d
ONT-920-S/B-4	35.5"	60.5" - 83.25"	Ⓞ 37.49" w x 84.75" h x 7.08" d
ONT-1000-S/B-4	39.5"	60.5" - 83.25"	Ⓞ 40.55" w x 84.75" h x 7.08" d



silver or black base options!




choose from vinyl, premium fabric or supreme melinex graphic material!

ORIENT 2



double-sided graphic



- graphic materials: vinyl, fabric, melinex, **green PVC-free**
- anodized silver base
- toolless quick rail combines the ease of a snap rail with the reassurance of an adhesive fixing
- molded end caps
- adjustable feet on base
- hybrid bungee/telescopic pole

code	width	height	assembled dimensions
ONT-800-DBL-S-4	31.5"	60.5" - 83.25"	Ⓞ 32.68" w x 84.75" h x 7.28" d
ONT-920-DBL-S-4	35.5"	60.5" - 83.25"	Ⓞ 37.49" w x 84.75" h x 7.28" d

ORIENT ORGANIC




maple woodgrain base



- graphic materials: vinyl, fabric, melinex, **green PVC-free**
- maple woodgrain base finish
- toolless quick rail combines the ease of a snap rail with the reassurance of an adhesive fixing
- plastic end caps
- adjustable feet on base
- hybrid bungee/telescopic pole

code	width	height	assembled dimensions
ONT-850-DW	33.5"	60.5" - 83.25"	Ⓞ 35" w x 63.5" h - 88.25" h x 7.25" d

ROLLUP




black base



- graphic materials: vinyl, fabric, melinex, **green PVC-free**
- black finish
- premium grip rail
- adjustable feet on base
- bungee pole

code	width	height	assembled dimensions
RU-S1-4	34.5"	84.5"	Ⓞ 32.68" w x 84.75" h x 7.08" d


PACIFIC



- graphic materials: vinyl, fabric, melinex, **green PVC-free**
- anodized silver base
- molded end caps
- swivel-out foot
- 3-piece bungee pole

code	width	height	assembled dimensions
PAC-800-S-2	31.5"	83.75"	Ⓞ 32.5" w x 86.25" h x 16" d
PAC-920-S-2	35.5"	83.75"	Ⓞ 37.49" w x 84.75" h x 7.28" d
PAC-1000-S-2	39.25"	83.75"	Ⓞ 37.49" w x 84.75" h x 7.28" d

CONTENDER




silver or black base options!



- graphic materials: vinyl, fabric, melinex, **green PVC-free**
- swivel-out foot
- silver or black base options
- laser cut steel ends & 3-piece pole

code	width	height	assembled dimensions
CN-24-S/B	23.5"	77.5" - 105"	Ⓞ 24.5" w x 77.5" - 105" h x 16" d
CN-30-S/B	29.5"	77.5" - 105"	Ⓞ 30.5" w x 77.5" - 105" h x 16" d
CN-36-S/B	35.5"	77.5" - 105"	Ⓞ 36.5" w x 77.5" - 105" h x 16" d
CN-48-B	47.5"	77.5" - 105"	Ⓞ 48.5" w x 77.5" - 105" h x 16" d

MERLIN




interchangeable graphic cassette included



- graphic materials: vinyl, fabric, melinex, **green PVC-free**
- anodized silver base
- snap top graphic rail
- hybrid bungee/telescopic pole

code	width	height	assembled dimensions
MRLN-850-2	33.5"	60.5" - 88"	Ⓞ 32.68" w x 84.75" h x 7.28" d


ILLUMISTAND



- graphic materials: vinyl, fabric, melinex, **green PVC-free**
- anodized silver base with gray molded endcaps
- LED lights in base shine upwards to illuminate graphics, UL/CE certified
- graphics (2) printed on backlit banner film for optimal glow
- bungee pole with graphic slider
- comes with a premium padded carry bag with strap

code	width	height	assembled dimensions
ILLUM-800-1	31"	78"	Ⓞ 37.49" w x 84.75" h x 7.28" d

BARRACUDA



- graphic materials: vinyl, fabric, melinex, **green PVC-free**
- anodized silver base
- toolless quick rail
- graphic tensioner
- adjustable feet on base
- hybrid bungee/telescopic pole

code	width	height	assembled dimensions
BCD-600-S-1	23.5"	66.5" - 83"	Ⓞ 26" w x 69" - 85.75" h x 7.87" d
BCD-800-S-1	31.5"	60" - 83"	Ⓞ 33.75" w x 62.75" - 85.75" h x 7.87" d
BCD-850-S-1	33.5"	60" - 83"	Ⓞ 35.5" w x 62.75" - 85.75" h x 7.87" d
BCD-920-S-1	35.5"	60" - 83"	Ⓞ 38.58" w x 62.75" - 85.75" h x 7.87" d
BCD-1200-S-1	47.25"	60" - 83"	Ⓞ 49.5" w x 62.75" - 85.75" h x 7.87" d

ADVANCE



- graphic materials: vinyl, fabric, melinex, **green PVC-free**
- graphic tensioner
- integrated pole storage
- interchangeable graphic cassette
- telescopic pole

code	width	height	assembled dimensions
ADV-800-S	31.5"	29.5" - 83.35"	Ⓞ 34.25" w x 31.5" - 87" h x 11.61" d

IMAGINE



- graphic materials: vinyl, fabric, melinex, **green PVC-free**
- graphic tensioner
- integrated pole storage
- interchangeable graphic cassette
- telescopic pole with premium grip rail


code	width	height	assembled dimensions
IMG-800-S	31.5"	30.5" - 83.35"	Ⓞ 34.25" w x 31.5" - 87" h x 8.5" d
IMG-850-S	33.5"	30.5" - 83.35"	Ⓞ 36.25" w x 30.5" - 87" h x 8.5" d

Wide range of size options!



- graphic materials: vinyl, fabric, melinex, green PVC-free (melinex not available for 1500mm)
- anodized silver or black base options (800mm only)
- swivel feet & snap-top graphic rail
- 400mm unit has 4-piece pole; 600mm, 800mm, 850mm and 920mm units have one bungee pole, 1200mm and 1500mm have two bungee poles

code	width	height	assembled dimensions
MSQT-400	15.75"	15.25" - 62.5"	⊗ 16.68" w x 66.43" h x 11.5" d
MSQT-600	23.5"	78.5"	⊗ 24.5" w x 82.87" h x 11.5" d
MSQT-800 MSQT-800-B	31.5"	78.5"	⊗ 32" w x 82.87" h x 11.2" d
MSQT-850	33.5"	78.5"	⊗ 34.43" w x 82.87" h x 11.5" d
MSQT-920	36"	78.5"	⊗ 36.87" w x 82.87" h x 11.5" d
MSQT-1200	47.25"	78.5"	⊗ 48.25" w x 82.87" h x 11.2" d
MSQT-1500	59"	78.5"	⊗ 59.5" w x 82.87" h x 11.2" d



hybrid bungee/telescopic pole for easy assembly



comes with carry bag with inner protective foam padding



black base option available for Mosquito 800

GIANT MOSQUITO



- graphic materials: vinyl, fabric, melinex, **green PVC-free**
- anodized silver base
- swivel feet
- snap top graphic rail
- adjustable telescopic pole
- heavy duty, weighted stand

code	width	height	assembled dimensions
MSQT-GIANT-920-S	36"	68" - 122"	Ⓞ, 37" w x 72" - 125" h x 15.75" d

MOSQUITO LITE



- graphic materials: vinyl, fabric, melinex, **green PVC-free**
- standard graphic height = 78.5"
- anodized silver base
- swivel foot
- snap top graphic rail
- 3-piece bungee pole

code	width	height	assembled dimensions
MSQT-LT-800	31.5"	78.5"	Ⓞ, 32.17" w x 82.28" h x 14" d

DRAGON FLY



- graphic materials: vinyl, fabric, melinex, **green PVC-free**
- snap top graphic rail
- swivel feet
- 3-piece bungee pole
- new base

code	width	height	assembled dimensions
DRAGON-FLY-1	33.25"	79"	Ⓞ, 34.25" w x 83" h x 15.75" d

SYNERGY



- graphic materials: vinyl, fabric, melinex, **green PVC-free**
- standard graphic height = 82"
- anodized silver base
- swivel feet
- snap top graphic rail
- 3-piece bungee pole

code	width	height	assembled dimensions
SYNERGY-800	31.5"	82"	Ⓞ, 32.1" w x 82" h x 12.5" d

PHOENIX



- graphic materials: vinyl, fabric, melinex, **green PVC-free**
- anodized silver base
- swivel feet
- snap top graphic rail
- 3-piece bungee pole

code	width	height	assembled dimensions
PHX-850-S	33.5"	79"	📏 34.65" w x 81.5" h x 13.78" d

PHOENIX MINI



- graphic materials: vinyl, fabric, melinex, **green PVC-free**
- anodized silver base
- 2-piece pole & optional extenders for added height
- comes complete with carry bag
- tabletop or skinny full-height banner stand

code	width	height options	assembled dimensions
PHX-400-S	15.5"	16.5", 31.5"	📏 17" w x 34.25" h x 4.88" d
PHX-400-S-2P	15.5"	47.25", 63"	📏 17" w x 65.5" h x 4.88" d


BREEZE



- graphic materials: vinyl, fabric, melinex, **green PVC-free**
- retractable tabletop banner stand
- anodized silver base
- ideal for promotional use



code	width	height	assembled dimensions
BREZ-1-S	8.375"	11.75"	📏 8.38" w x 13" h x 3" d
BREZ-2-S	11"	17"	📏 11" w x 19" h x 3" d



STELLAR



- graphic materials: vinyl, fabric, melinex, **green PVC-free**
- retractable tabletop banner stand
- injection molded/white plastic base
- ideal for promotional use



code	width	height	assembled dimensions
STLLR-LTR	8.5"	11"	📏 9.13" w x 11.75" h x 3" d
STLLR-TBLD	11"	17"	📏 11.6" w x 17.75" h x 3" d



CATCHLIGHT



- illuminated tabletop banner
- graphics (2) printed on backlit banner film for optimal glow
- graphics are inserted through the base of the frame
- includes three brightness levels
- rechargeable batteries provide up to 14 hours of usage
- USB-C charging port



USB-C charging port




code	width	height	assembled dimensions
CL-TBLTP-LB-01	8.375"	11.75"	📏 9.25" w x 12.75" h x 3.17" d

PEGASUS SUPREME



- graphic materials: display poly or eclipse fabric
- single or double-sided graphics
- linking connectors attach multiple units together
- telescopic poles for adjustable graphic width and height

code	width	height	assembled dimensions
PGSUS3-S/B	63.5" - 117.5"	82.75" - 119"	Ⓞ 70.63" - 125.43"w x 82.09" - 123.66"h x 25.6"d



PEGASUS STANDARD



- graphic materials: display poly or eclipse fabric
- single or double-sided graphics
- linking connectors attach multiple units together
- telescopic poles for adjustable graphic width and height

code	width	height	assembled dimensions
PGSUS2-S/B	51.5" - 94"	67.75" - 96.5"	Ⓞ 58.66" - 102.36"w x 70.87" - 100.2"h x 25.6"d



PEGASUS LINKING KIT



- graphic materials: display poly or eclipse fabric
- linking connectors attach multiple Pegasus units together
- extension kit includes 2 horizontal poles, 1 vertical pole, pole locks, 2 linking connectors & 1 foot

code	width	height	assembled dimensions
PGSUS3-EXT-S/B	63.5" - 117.5"	82.75" - 119"	Ⓞ 70.63" - 125.43"w x 82.09" - 123.66"h x 25.6"d
PGSUS2-EXT-S/B	51.5" - 94"	67.75" - 96.5"	Ⓞ 58.66" - 102.36"w x 70.87" - 100.2"h x 25.6"d

TAURUS



- graphic material: display poly
- economy telescopic banner/backwall
- black frame supports single-sided graphics available in one size, 94"w x 96"h
- lightweight components
- quick and easy to set-up
- breaks down and portable

code	width	height	assembled dimensions
TAURUS1-B	94"	96"	Ⓞ 58.66" - 106.5"w x 70.87" - 97.75"h x 17.7"d

LIGHTNING



- graphic materials: vinyl or melinex
- snap-lock graphic rails
- lightweight aluminum components
- 3-piece bungee pole
- includes carry bag

code	width	height	assembled dimensions
LTNG	31"	77"	📏 31" w x 77" h x 20.25" d

L-MINI



- graphic material: vinyl
- tabletop tension banner stand
- adhesive rail
- anodized silver finish
- hardware and graphics pack into and ship in one tube

code	width	height options	assembled dimensions
L-MINI	14.5"	26.88"	📏 14.25" w x 26.88" h x 6" d

X-TEND



- graphic material: vinyl
- x frame banner stand
- durable black fiberglass arms
- #2 grommets in corners
- single-sided graphic
- basic carry bag included


code	width	height	assembled dimensions
X-TEND-1	23.63"	63"	📏 23.62" w x 63" h x 24" d
X-TEND-2	27.5"	70.88"	📏 27.56" w x 70.87" h x 24" d
X-TEND-3	31.5"	70.88"	📏 31.5" w x 70.87" h x 24" d
X-TEND-4	31.5"	78.25"	📏 31.5" w x 78.75" h x 24" d
X-TEND-5	33.5"	78.25"	📏 33.75" w x 80.25" h x 27" d



easy-to-assemble, lightweight x-frame!

Fabric Banner Displays

Formulate® Essential banner displays feature basic tubular frames coupled with pillowcase fabric graphics. The economy tube frames come with a one year limited warranty. Simply pull the graphic over the frame.



FORMULATE ESSENTIAL BANNERS

- standard depth = 14.75"
- offered in seven widths
- straight aluminum tube frame
- rounded corners
- bungee cords for easy assembly
- sturdy feet anchor the display
- comes with single or double-sided pillowcase fabric graphic
- comes with carry bag




bungee corded poles allow for simple assembly



easy-to-apply pillowcase fabric graphics

code	width	height	assembled dimensions
FMLT-E-S-600-2	23.5"	91.63"	⊗ 25"w x 92"h x 15"d
FMLT-E-S-800-2	31.5"	91.63"	⊗ 33"w x 92"h x 15"d
FMLT-E-S-850-2	33.5"	91.63"	⊗ 35"w x 92"h x 15"d
FMLT-E-S-920-2	36.5"	91.63"	⊗ 37.75"w x 92"h x 15"d
FMLT-E-S-1000-2	39.5"	91.63"	⊗ 40.9"w x 92"h x 15"d
FMLT-E-S-1200-2	47.25"	91.63"	⊗ 48.75"w x 92"h x 15"d
FMLT-E-S-1500-2	59"	91.63"	⊗ 60.5"w x 92"h x 15"d

comes with height extender



LED light strips attach with clamps



easy-to-apply pillowcase fabric graphics

FORMULATE ESSENTIAL BACKLIT

- standard height = 78.75"
- height with extension kit = 93.5"
- standard depth = 12.5"d
- straight aluminum tube frame
- rounded corners
- bungee cords for easy assembly
- LED light strips attach with clamps to top and bottom horizontal bars
- double-sided pillowcase fabric graphic
- comes with carry bag

code	width	assembled dimensions
FMLT-E-BL-1100	50.75"	⊗ 43.25"w x 78.75" - 93.5"h x 12.5"d

Fabric Banners & Backwalls




Illuminate and draw attention!

FORMULATE MASTER BACKLIT BACKWALLS

- offered in 3', 5' & 8' widths, all 8'h
- tube frames feature spigot assembly
- LED light curtains attach to the frame
- pillowcase fabric graphic slips over frame
- ships in OCE-2 case

name	code	assembled dimensions
3' Backlit kit	FMLT-BL-WS3-01	Ⓞ 34.69" w x 92" h x 25.59" d
5' Backlit kit	FMLT-BL-WS5-01	Ⓞ 61.75" w x 92" h x 26.63" d
8' Backlit kit	FMLT-BL-WS8-01	Ⓞ 90" w x 92" h x 26.63" d



high-powered internal magnets for connection of frames

magnetized connection

See pages 90-91 for all banner shapes.

MODULATE MAGNETIC MIX & MATCH BANNERS

- toolless assembly
- magnetic frames allow for customized configurations of banners & backwalls
- aluminum tube frames connect with snap buttons and all units come with easy-to-use twist-lock feet
- pillowcase fabric graphics slip over frame

size/name	code	assembled dimensions
Banner 1	MOD-FRM-01-M-TL	Ⓞ 60" w x 96" h x 19" d
Banner 2	MOD-FRM-02-M-TL	Ⓞ 60" w x 96" h x 19.3" d
Banner 3	MOD-FRM-03-M-TL	Ⓞ 35" w x 96" h x 17.72" d
Banner 4	MOD-FRM-04-M-TL	Ⓞ 35" w x 96" h x 17.72" d
Banner 5	MOD-FRM-05-M-TL	Ⓞ 112.58" w x 92.36" h x 31.23" d
Banner 6	MOD-FRM-06-M-TL	Ⓞ 45.74" w x 96" h x 17.72" d
Banner 7	MOD-FRM-07-M-TL	Ⓞ 90.78" w x 92" h x 17.72" d
Banner 8	MOD-FRM-08-M-TL	Ⓞ 46.7" w x 92" h x 17.72" d
Banner 9	MOD-FRM-09-M-TL	Ⓞ 66.74" w x 96" h x 17.72" d
Banner 10	MOD-FRM-10-M-TL	Ⓞ 32.74" w x 96" h x 17.72" d
Banner 11	MOD-FRM-11-M-TL	Ⓞ 43.74" w x 92" h x 17.72" d
Banner 12	MOD-FRM-12-M-TL	Ⓞ 96.34" w x 48.39" h x 17.72" d
Banner 13	MOD-FRM-13-M-TL	Ⓞ 48.74" w x 96" h x 17.72" d
Banner 14	MOD-FRM-14-M-TL	Ⓞ 96.7" w x 96" h x 17.7" d





light boxes

BLAZE

SEG Light Boxes



Introducing BLAZE™.

The word says it all! Blaze SEG Light Boxes are the ultimate in vibrancy, quality and durability. Blaze Light Boxes add life, color and illumination to corporate interiors, retail stores and restaurants, and they make brands come to life at events and tradeshows.

What's so *great* about BLAZE™?

No shadowing

Unlike most other Light Boxes, BLAZE has **full perimeter lights**, virtually eliminating shadowing!

*Simple
assembly*

Associate
level install.

Longevity

5 year lighting
warranty
& lifetime frame
warranty.

*Quick
ship*


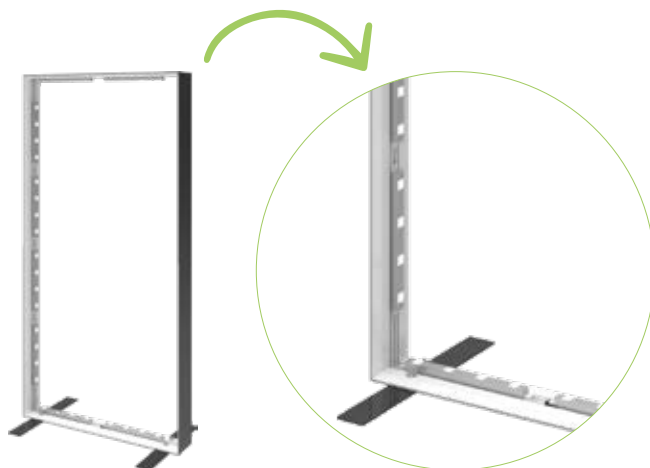
3 days or less!

Highlighting Blaze

Blaze SEG Light Boxes are designed to help you attract, captivate and impress. Whether the graphics are feature artwork, or promote products and brands, Blaze SEG Light Boxes will bring to life through frame, lights and fabric.

Frame

- wall: 4" depth
- freestanding & hanging: 6" depth
- your choice of White, Black or Silver
- lifetime frame warranty
- UL Certified
- ADA compliant sizing, approved for public spaces
- engineering stamps for Hanging Blaze available upon request
- made in North America




Superior Lights

- light bars feature an **internal power supply**, which means no separate power supplies within the frame.
- perimeter lights are pre-attached to the frame
- UL Certified
- long life span—43,800 hours for 5 years if powered 24/7
- 5 year LED warranty


Vibrant SEG Graphics

- your choice of materials: Backlit Textile (dye-sublimation printed) or Intensity (UV/LED printed)
- Backlit Textile is a tightly woven fabric that is slightly stretchy, foldable and washable; it is best for multiple uses.
- Intensity is a material that has a smooth, coated finish. The double-strike process creates vibrant backlit graphics.
- graphics printed & finished with state-of-the-art equipment
- superior color vibrancy, quality and fit






Versatile for interiors,
retail and events



frame



lights



fabric



Easy graphic changeout

Shown in black

Details

- 6" light boxes feature a sleek, aluminum frame, available in white, black or silver
- perimeter LED light bars are pre-attached to the frame
- light bars feature an internal power supply, which means no separate power supplies within the frame
- simple assembly
- UL Certified & ADA compliant feet, 3/16" h, approved for public spaces
- 5 year LED warranty on lights; long life span - 43,800 hours for 5 years if powered 24/7
- lifetime warranty on frame
- comes in heavy duty box; hard-shell case is optional

NEW

Size Options

name	code	assembled dimensions
Blaze 0306	BLZ-0306-S/B/W	Ⓞ 36" w x 72" h x 21.65" d
Blaze 0308	BLZ-0308-S/B/W	Ⓞ 36" w x 96" h x 21.65" d
Blaze 0406	BLZ-0406-S/B/W	Ⓞ 48" w x 72" h x 21.65" d
Blaze 0408	BLZ-0408-S/B/W	Ⓞ 48" w x 96" h x 21.65" d
Blaze 0608	BLZ-0608-S/B/W	Ⓞ 72" w x 96" h x 21.65" d
Blaze 0808	BLZ-0808-S/B/W	Ⓞ 96" w x 96" h x 21.65" d
Blaze 1008	BLZ-1008-S/B/W	Ⓞ 120" w x 96" h x 21.65" d
Blaze 1010	BLZ-1010-S/B/W	Ⓞ 120" w x 120" h x 21.65" d
Blaze 2010	BLZ-2010-S/B/W	Ⓞ 240" w x 120" h x 21.65" d
Blaze 3010	BLZ-3010-S/B/W	Ⓞ 360" w x 120" h x 21.65" d

Frame Color Options



white


black

silver







BLAZE™ Wall Mounted Light Boxes



frame



lights



fabric

Long-lasting investment!

Details

- 4" light boxes feature a sleek, aluminum frame, available in white, black or silver
- perimeter LED light bars are pre-attached to the frame
- light bars feature an internal power supply, which means no separate power supplies within the frame
- simple assembly; comes with hanging hardware
- UL Certified & ADA compliant sizing, approved for public spaces
- 5 year LED warranty on lights; long life span - 43,800 hours for 5 years if powered 24/7
- lifetime warranty on frame

Frame Color Options



white

black

silver

Size Options

name	code	assembled dimensions
Blaze Wall 0603	BLZ-W-0603-S/B/W-F	Ⓞ 72" w x 36" h x 4" d
Blaze Wall 0604	BLZ-W-0604-S/B/W-F	Ⓞ 72" w x 48" h x 4" d
Blaze Wall 0606	BLZ-W-0606-S/B/W-F	Ⓞ 72" w x 72" h x 4" d
Blaze Wall 0803	BLZ-W-0803-S/B/W-F	Ⓞ 96" w x 36" h x 4" d
Blaze Wall 0804	BLZ-W-0804-S/B/W-F	Ⓞ 96" w x 48" h x 4" d
Blaze Wall 0806	BLZ-W-0806-S/B/W-F	Ⓞ 96" w x 72" h x 4" d
Blaze Wall 0808	BLZ-W-0808-S/B/W-F	Ⓞ 96" w x 96" h x 4" d
Blaze Wall 1008	BLZ-W-1008-S/B/W-F	Ⓞ 120" w x 96" h x 4" d
Blaze Wall 1010	BLZ-W-1010-S/B/W-F	Ⓞ 120" w x 120" h x 4" d
Blaze Wall 2008	BLZ-W-2008-S/B/W-F	Ⓞ 240" w x 96" h x 4" d
Blaze Wall 2010	BLZ-W-2010-S/B/W-F	Ⓞ 240" w x 120" h x 4" d
Blaze Wall 3008	BLZ-W-3008-S/B/W-F	Ⓞ 360" w x 96" h x 4" d
Blaze Wall 3010	BLZ-W-3010-S/B/W-F	Ⓞ 360" w x 120" h x 4" d





BLAZE™ *Hanging Light Boxes*



Details

- 6" light boxes feature a sleek, aluminum frame available in white, black or silver
- perimeter LED light bars are pre-attached to the frame
- light bars feature an internal power supply, which means no separate power supplies within the frame
- simple assembly; comes with hanging cables
- UL Certified & ADA compliant sizing, approved for public spaces
- 5 year LED warranty on lights; long life span - 43,800 hours for 5 years if powered 24/7
- lifetime warranty on frame

Frame Color Options




Size Options

name	code	assembled dimensions
Blaze Hanging 0603	BLZ-H-0603	Ⓞ, 72" w x 36" h x 6" d
Blaze Hanging 0604	BLZ-H-0604	Ⓞ, 72" w x 48" h x 6" d
Blaze Hanging 0606	BLZ-H-0606	Ⓞ, 72" w x 72" h x 6" d
Blaze Hanging 0803	BLZ-H-0803	Ⓞ, 96" w x 36" h x 6" d
Blaze Hanging 0804	BLZ-H-0804	Ⓞ, 96" w x 48" h x 6" d
Blaze Hanging 0806	BLZ-H-0806	Ⓞ, 96" w x 72" h x 6" d
Blaze Hanging 0808	BLZ-H-0808	Ⓞ, 96" w x 96" h x 6" d
Blaze Hanging 1008	BLZ-H-1008	Ⓞ, 120" w x 96" h x 6" d
Blaze Hanging 1010	BLZ-H-1010	Ⓞ, 120" w x 120" h x 6" d
Blaze Hanging 2008	BLZ-H-2008	Ⓞ, 240" w x 96" h x 6" d
Blaze Hanging 2010	BLZ-W-2010	Ⓞ, 240" w x 120" h x 6" d
Blaze Hanging 3008	BLZ-W-3008	Ⓞ, 360" w x 96" h x 6" d
Blaze Hanging 3010	BLZ-W-3010	Ⓞ, 360" w x 120" h x 6" d



Highlighting Blaze 3D



Blaze SEG 3D Hanging Light Boxes are eye-catching and commanding hanging structures that transform interior environments and more. These displays are suspended from the ceiling above.

Frame

- 6" depth
- full-perimeter light bars
- lifetime frame warranty
- UL Certified
- ADA compliant sizing, approved for public spaces
- engineering stamps for Hanging Blaze available upon request
- made in North America

Superior Lights



- light bars feature an **internal power supply**, which means no separate power supplies within the frame.
- perimeter lights are pre-attached to the frame
- UL Certified
- long life span—43,800 hours for 5 years if powered 24/7
- 5 year LED warranty



Vibrant SEG Graphics

- your choice of materials: Backlit Textile (dye-sublimation printed) or Intensity (UV/LED printed)
- Backlit Textile is a tightly woven fabric that is slightly stretchy, foldable and washable; it is best for multiple uses.
- Intensity is a material that has a smooth, coated finish. The double-strike process creates vibrant backlit graphics.
- graphics printed & finished with state-of-the-art equipment
- superior color vibrancy, quality and fit



BLAZE™ 3D Hanging Light Boxes



Details

- 6" aluminum silver frame
- perimeter LED light bars attached to the frame feature an internal power supply
- easy-to-change double-sided SEG push-fit graphics
- hanging cables included
- UL Certified & ADA compliant sizing, approved for public spaces
- 5 year LED warranty on lights; long life span - 43,800 hours for 5 years if powered 24/7
- comes in a box or case

Size Options

name	code	assembled dimensions
Blaze Hanging Square 0802	BLZ-SQ-0802	Ⓞ 96" w x 24" h x 96" d
Blaze Hanging Square 0803	BLZ-SQ-0803	Ⓞ 96" w x 36" h x 96" d
Blaze Hanging Square 0804	BLZ-SQ-0804	Ⓞ 96" w x 48" h x 96" d
Blaze Hanging Square 1002	BLZ-SQ-1002	Ⓞ 120" w x 24" h x 120" d
Blaze Hanging Square 1003	BLZ-SQ-1003	Ⓞ 120" w x 36" h x 120" d
Blaze Hanging Square 1004	BLZ-SQ-1004	Ⓞ 120" w x 48" h x 120" d
Blaze Hanging Square 1202	BLZ-SQ-1202	Ⓞ 144" w x 24" h x 144" d
Blaze Hanging Square 1203	BLZ-SQ-1203	Ⓞ 144" w x 36" h x 144" d
Blaze Hanging Square 1204	BLZ-SQ-1204	Ⓞ 144" w x 48" h x 144" d
Blaze Hanging Square 1602	BLZ-SQ-1602	Ⓞ 192" w x 24" h x 192" d
Blaze Hanging Square 1603	BLZ-SQ-1603	Ⓞ 192" w x 36" h x 192" d
Blaze Hanging Square 1604	BLZ-SQ-1604	Ⓞ 192" w x 48" h x 192" d



Illuminating & Striking

VECTOR FRAME™ MASTER LIGHT BOXES & BANNERS

Details

- banners feature 2" aluminum extrusion frames and push-fit silicone-edge fabric graphics
- light boxes feature 4" aluminum extrusion frames with new & improved LED edge lighting & push-fit backlit fabric graphics
- single and double-sided graphics offered
- come in OCE, OCS, OCH or OCL hard shipping cases

Size Options

name	code	graphic width	graphic height	assembled dimensions
Rectangle 01	VF-R-01 VF-LB-R-01	35.31"	47.125"	Ⓞ 36.3"w x 47.49"h x 19.69"d
Rectangle 02	VF-R-02 VF-LB-R-02	35.31"	70.75"	Ⓞ 36.3"w x 71.12"h x 19.69"d
Rectangle 03	VF-R-03 VF-LB-R-03	47.125"	70.75"	Ⓞ 48.11"w x 71.12"h x 19.69"d
Rectangle 04	VF-R-04 VF-LB-R-04	47.125"	94.375"	Ⓞ 48.11"w x 94.74"h x 19.69"d
Rectangle 05	VF-R-05 VF-LB-R-05	118"	94.375"	Ⓞ 118.98"w x 94.74"h x 19.69"d
Rectangle 06	VF-R-06 VF-LB-R-06	35.68"	94.38"	Ⓞ 35.7"w x 94.74"h x 19.69"d
Rectangle 07	VF-R-07 VF-LB-R-07	236.13"	94.38"	Ⓞ 236.5"w x 94.74"h x 19.69"d
Rectangle 08	VF-R-08 VF-LB-R-08	355.19"	94.38"	Ⓞ 355.19"w x 94.74"h x 19.69"d
Square 01	VF-S-01 VF-LB-S-01	35.31"	35.31"	Ⓞ 36.3"w x 35.68"h x 19.69"d
Square 02	VF-S-02 VF-LB-S-02	47.125"	47.125"	Ⓞ 48.11"w x 47.49"h x 19.69"d
Square 03	VF-S-03 VF-LB-S-03	70.75"	70.75"	Ⓞ 71.73"w x 71.12"h x 19.69"d
Square 04	VF-S-04 VF-LB-S-04	94.375"	94.375"	Ⓞ 95.35"w x 94.74"h x 19.69"d



RECTANGLE 03

CURVED BANNERS



01 Curved Rectangle
VF-CR-01
39.33"w x 94.74"h x 19.69"d

*Use as a
concave or
convex shape!*



02 Curved Rectangle
VF-CR-02
56.75"w x 94.74"h x 19.49"d



03 Curved Rectangle
VF-CR-03
67.99"w x 94.74"h x 18.75"d



Eye-catching Light Boxes

VECTOR FRAME™ ESSENTIAL LIGHT BOXES


These sophisticated light boxes have superior aesthetic and assembly qualities and require no tools for assembly! Simply slide each frame piece together, apply the push-fit fabric graphics and plug in. LED lighting comes pre-attached to the frame and swivel lock feet give added stability. These displays are ideal for retail, interior and event environments.



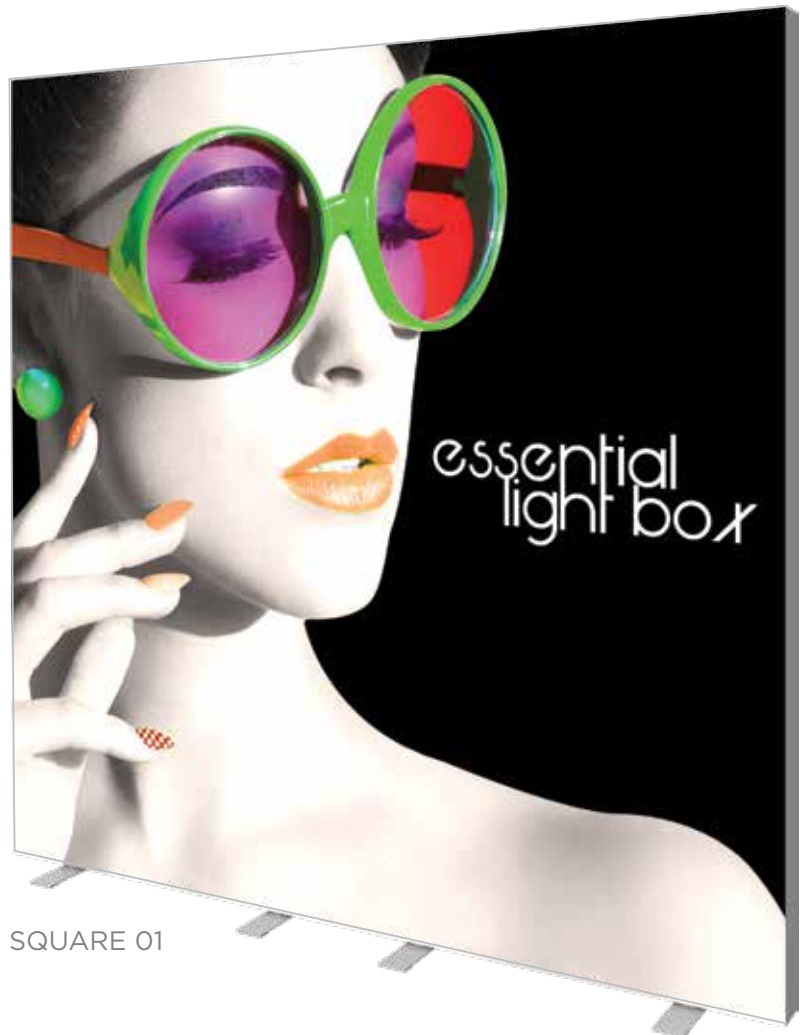
frame easily assembles



lights come pre-attached to the frame



easy-to-apply push-fit graphics



Details

- light boxes feature sleek, scratch-resistant white aluminum frames with swivel feet
- LED light strips are pre-attached to the top and bottom of the frame
- includes choice of single or double-sided push-fit backlit fabric graphic
- includes 6' power cord
- comes with reusable cardboard box with handle
- easy to assemble

*perfect for retail stores, airports,
restaurants and more!*


Size Options

name	code	graphic width	graphic height	assembled dimensions
Rectangle 01	VF-ESS-LB-R-01	33.88"	71.88"	Ⓜ 36"w x 72.75"h x 15.75"d
Rectangle 02	VF-ESS-LB-R-02	35.88"	95.88"	Ⓜ 36"w x 96.75"h x 15.75"d
Rectangle 03	VF-ESS-LB-R-03	47.88"	71.88"	Ⓜ 48"w x 72.75"h x 15.75"d
Rectangle 04	VF-ESS-LB-R-04	47.88"	95.88"	Ⓜ 48"w x 96.75"h x 15.75"d
Square 01	VF-ESS-LB-S-01	95.88"	95.88"	Ⓜ 96"w x 96.75"h x 15.75"d
Rectangle 05	VF-ESS-LB-R-05	119.88"	95.88"	Ⓜ 120"w x 96.75"h x 15.75"d
Rectangle 06	VF-ESS-LB-R-06	244.13"	100.5"	Ⓜ 240.5"w x 97"h x 15.75"d



Slim & Seamless

VECTOR FAST FRAME™ BANNERS



assembles in seconds!



highly portable and breaks down easily into carry bag

Details

- collapsible, slim silver SEG frames
- assembles in seconds
- seamless and easy to change SEG push-fit graphics
- Front and back graphics available
- Two graphic material options available
- Highly portable and breaks down easy
- Includes carry bag
- One year limited warranty against manufacturer defects



Size Options

name	code	graphic width	graphic height	assembled dimensions
Banner 01	VFF-01-F	39.19"	94.31"	Ⓞ 39.37" w x 94.5" h x 15.75" d
Banner 02	VFF-02-F	47.13"	94.31"	Ⓞ 47.24" w x 94.5" h x 15.75" d
Banner 03	VFF-03-F	58.94"	94.31"	Ⓞ 59" w x 95" h x 15.75" d

NEW

innovative & collapsible
SEG frame system

Light it up!

VECTOR FAST FRAME™ LIGHT BOXES

Details

- collapsible, slim light box banners
- magnetized sides allow you to connect banners side by side
- assembles in seconds
- seamless and easy to change SEG push-fit graphics
- silver frame
- front and back graphics available
- two backlit graphic material options available
- highly portable and breaks down easy
- includes carry bag
- five year LED light warranty
- one year limited warranty against manufacturer defects

Size Options

name	code	graphic width	graphic height	assembled dimensions
Light Box 01	VFF-LB-01-F	39.19"	78.56"	Ⓞ 39.4"w x 79.5"h x 15.75"d
Light Box 02	VFF-LB-02-F	47.06"	78.56"	Ⓞ 47.2"w x 79.5"h x 15.75"d

NEW



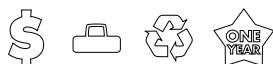
← magnetized sides allow you to connect banners side by side

VECTOR FAST FRAME™ BACKLIT COUNTER

Details

- collapsible light box counter with lights pre-attached to the frame
- comes with pre-attached black countertop
- assembles in minutes
- seamless and easy to change SEG push-fit graphics
- front and back graphics available
- two backlit graphic material options
- highly portable and breaks down easy
- includes rolling carry bag
- five year LED light warranty
- one year limited warranty against manufacturer defects

name	code	graphic width	graphic height	assembled dimensions
Backlit Counter	VFF-CT-BL	39.25"	39.25"	Ⓞ 39.37"w x 40"h x 15.7"d




Effortless & Wireless



VECTOR FAST FRAME™ RECHARGEABLE LIGHT BOX

Details

- collapsible, rechargeable slim light box 3'w x 7'h x 3.35"d
- battery-operated and rechargeable with up to 12 hours runtime
- digital display shows real-time battery capacity
- collapsible, slim light box - freestanding
- assembles in seconds
- seamless and easy to change SEG push-fit graphics
- white frame
- front and back graphics available
- highly portable and breaks down easy
- includes carry bag
- five year LED light warranty
- one year limited warranty against manufacturer defects



assembles in seconds!

name	code	graphic width	graphic height	assembled dimensions
Rechargeable Light Box	VFF-LB-BAT-1-ASM	35.94"	71.88"	ⓐ, 36"w x 75.5"h x 15.75"d

digital display shows real-time battery capacity!



VECTOR FAST FRAME™ RECHARGEABLE BACKLIT COUNTER

Details

- collapsible, rechargeable light box counter with lights pre-attached to the frame
- battery operated and rechargeable with up to 12 hours runtime
- wireless charging pad
- digital display shows realtime battery capacity
- collapsible, slim light box counter
- assembles in seconds
- seamless and easy to change SEG push-fit graphics
- white frame
- front and back graphics available
- highly portable and breaks down easy
- includes carry bag
- five year LED light warranty
- one year limited warranty against manufacturer defects



name	code	graphic width	graphic height	assembled dimensions
Rechargeable Backlit Counter	VFF-LB-BAT-1-ASM	39.25"	39.25"	ⓐ, 39.4"w x 43"h x 15.75"d



highly portable and breaks down easily!



wireless charging pad

Collapsible & Versatile

VECTOR FAST FRAME™ BACKWALL KIT

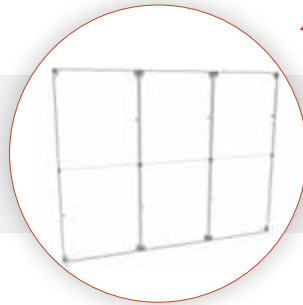
Details

- three collapsible, slim SEG frames, that together, create a 10ft wide, 8ft high backwall
- large push-fit SEG fabric graphic spans three frames, creating a seamless look
- assembles in minutes
- comes with three silver, collapsible frames
- front and back graphic available
- two graphic material options available
- highly portable and breaks down easy
- includes carry bag
- one year limited warranty against manufacturer defects

name	code	graphic width	graphic height	assembled dimensions
10' Backwall Kit	VFF-01-3-F	118"	94.31"	📏 118.2"w x 94.5"h x 15.75"d



Three frames



& one seamless SEG graphic!

VECTOR FAST FRAME™ MINI LIGHT BOX

Details

- collapsible, slim & mini light box, 25"w x 44"h x 8"d
- assembles in seconds
- seamless and easy to change SEG push-fit graphics
- silver frame
- front and back graphics available
- highly portable and breaks down easy
- includes carry bag
- five-year LED light warranty
- one-year limited warranty against manufacturer defects

name	code	graphic width	graphic height	assembled dimensions
Mini Light Box	VFF-LB-01-MINI-F	23.63"	33.38"	📏 25"w x 43"h x 15.75"d



slim, collapsible
mini frame





HANGING BANNERS

indoor and outdoor

Captivating & Durable

Hanging banners are ideal for promoting events, advertising or branding in any indoor or outdoor environment. Banners are available in custom sizes ranging from minimum 2' wide/high to maximum 10' wide/high. Choose from several finishing options described below.

indoor banners



13 OZ. VINYL SINGLE-SIDED


Durable and lightweight



FABRIC SINGLE-SIDED

Choice of Display Poly or Eclipse fabric

outdoor banners



8 OZ. MESH VINYL SINGLE-SIDED

Banners allow wind to stream through for durability.



13 OZ. SCRIM VINYL SINGLE-SIDED & 18 OZ. SCRIM VINYL SINGLE & DOUBLE-SIDED

Durable and weather-resistant, scrim hanging banners are ideal for long-term outdoor use.

Offered in a wide selection of sizes, materials and styles to fit your advertising needs!



6.5 OZ. OUTDOOR CANVAS SINGLE-SIDED

Water and UV resistant

INDOOR FINISHING STYLES



no finishing (vinyl)



hem only (fabric)



hem & #3 grommet



rope & #3 grommet



3" pole pocket

OUTDOOR FINISHING STYLES



no finishing (scrim)



hem only (canvas)



hem & #3 grommet



rope & #3 grommet



3" pole pocket



OUTDOOR *displays*

Promote & Capture Attention

Outdoor events such as festivals, street fairs, arts and craft shows and sporting events are perfect opportunities for promotional tents and signage to clearly display your company name, brand and message to attract visitors and buyers. Choose from off-the-shelf tents and related accessories, flags and portable billboards to make your event a success.



Attract and engage visitors at any outdoor event!

Zoom™ Popup Tents



10' ECONOMY (STEEL)

- black powder-coated economy frame with square leg
- opens to a base size of 9.8' x 9.8'
- hardware only kit includes frame, stakes, guy lines and rolling carry bag
- canopy kits include canopy (standard colors or custom printed), hardware frame, stakes, guy lines and rolling carry bag

name	code
Hardware only kit	TNT-E-3X3-SQ-3
Kit with canopy	TNT-E-3X3-SQ-2-G
Stock canopy only	ZM-TNT-3MX3M-CAN-(COLOR)
Printed canopy only	TNT-3X3-CAN-G
Full wall kit	TNT-3X3-FWL-G - sold separately
Half wall kit	TNT-3X3-HLF-K-G - sold separately



10' STANDARD (ALUMINUM)

- rust-resistant silver aluminum frame with hex leg
- opens to a base size of 9.8' x 9.8'
- hardware only kit includes frame, stakes, guy lines and rolling carry bag
- canopy kits include canopy (standard colors or custom printed), hardware frame, stakes, guy lines and rolling carry bag

name	code
Hardware only kit	TNT-S-3X3-HEX-FRM
Kit with canopy	TNT-S-3X3-HEX-G
Stock canopy only	ZM-TNT-3MX3M-CAN-(COLOR)
Printed canopy only	TNT-3X3-CAN-G
Full wall kit	TNT-3X3-FWL-G - sold separately
Half wall kit	TNT-3X3-HLF-K-G - sold separately

Canopies, half and full walls are water-resistant!



all 10' & 20' tents available fully printed & with stock canopy tops and walls



Zoom™ Light Kit attaches to 5', 10' & 20' Economy tents with magnets and Standard tents with hook & loop - see p. 188 for more details



10' & 20'w tents come in roller bag

Zoom™ Popup Tents



20' STANDARD (ALUMINUM)

- 20' opens to a base size of 9.8' x 19.6'
- rust-resistant, lightweight aluminum frame is completely self-contained with no loose parts
- hex leg

name	code
Hardware only kit	TNT-S-3X6-HEX
Kit with canopy	TNT-S-3X6-HEX-G
Stock canopy only	ZM-TNT-3MX6M-CAN-(COLOR)-3
Printed canopy only	ZM-TNT-3MX6M-CAN-G
Full wall kit	TNT-S-3X6-FWL-G
Half wall kit	TNT-S-3X6-HWL-K-G



5' ECONOMY (STEEL)

- opens to a base size of 4.7' x 4.7'
- black powder coated economy steel tent frame is completely self-contained with no loose parts
- square leg
- custom printed canopy is water and UV-resistant
- hardware kit includes frame, stakes, guy lines and rolling carry bag
- canopy kits include custom printed canopy, hardware frame, guy lines and rolling carry bag

name	code
Hardware only kit	TNT-E-1.5-FRM-SQ-3
Kit with canopy	TNT-E-1.5-SQ-2-G
Printed canopy only	TNT-1.5-CAN-G
Full wall kit	TNT-1.5-FWL-G

Accessorize



STOCK HALF & FULL WALLS

- compatible with both Zoom™ Standard and Economy tent frames
- half wall kit includes half wall panel (stock or custom print), half wall pole and two brackets (10' & 20' tents only)
- full wall kits include full wall panel (stock or custom print)
- canvas cannot be printed on; panels are water and UV resistant

four stock colors to choose from!



optional flag accessory attaches to any upright pole of any Zoom Popup Tent

Outdoor Tents & Displays



ZOOM™ FLEX TENT



- opens to a size of 8.6' x 8.6'
- comes with fiberglass poles, ground stakes and canopy
- custom printed canopy is mesh fabric
- withstands winds up to 15 mph
- add stackable bases for extra stability
- includes carry bag

name	code	assembled dimensions
flex tent	ZOOM-FLX-TNT	103" w x 112" h x 103" d



Top view



CAMPAIGN




- hook & loop PVC graphic
- quick assembly
- strong & easy-to-clean plastic parts

code	assembled dimensions
CP-B3	counter: 32" w x 34.5" h x 18.5" d entire unit: 32.68" w x 80.71" h x 19.29" d

Plastic construction makes Campaign easy to clean!

Popup Bar™ Collapsible Counter

The portable Popup Bar™ is an expandable, wheeled sampling and serving station perfect for any event—indoor or outdoor! The pre-assembled aluminum frame comes together by unfolding the legs and inserting the interior shelf panels. Fully-customized fabric graphics on the front and sides will win visitors over as you provide an effortless serving experience.



pre-assembled frame pops up with ease

Simple assembly!



zipper enclosed storage space



use as a cart



add an accessory header to mini and large



Details

- portable, pre-assembled aluminum frame
- zipper-enclosed storage space
- printable graphics on sides & front, attached by hook and loop
- locking wheel casters
- kit includes frame, graphics, two shelves and carry bag
- optional accessory headers that attach to the top of the mini & large Popup bars
- graphic header measure 16" graphic height

Size Options

size	code	assembled dimensions
popup bar mini	PBFM902-B	Ⓞ 23.94" w x 36.63" h x 20" d
popup bar large	PBFL301-B	Ⓞ 40.13" w x 36.5" h x 20.06" d
popup bar mini header	PBFM902-B-HDR	Ⓞ 22.13" w x 59.52" h x 1.18" d
popup bar large header	PBFL301-B-HDR	Ⓞ 38.233" w x 59.52" h x 1.18" d



Zoom™ Flex Flags

Details


- can be used indoors or outdoors
- comes in four shapes: teardrop, feather, straight & edge
- graphic rotates in wind
- water ring base support adds stability to cross base (optional upgrades)
- graphic printed on flag material
- double-sided graphic available
- includes ground stake; various base options available

size	hardware code	assembled dimensions
small flag - teardrop, feather, straight	ZOOM-FLX-SM	⊙ 46" - 64"w x 84.13" - 113.13"h x 1.75"d
medium flag - teardrop, feather, straight	ZOOM-FLX-M	⊙ 46" - 64"w x 116.13" - 138.63"h x 1.75"d
large flag - teardrop, feather, straight	ZOOM-FLX-LG	⊙ 46" - 64"w x 160.13" - 178.38"h x 1.75"d
extra large flag - feather, straight	ZOOM-FLX-XL-2	⊙ 34.63"w x 222.5"h x 1.75"d
small flag - edge	ZOOM-FLX-SM-E	⊙ 46" - 64"w x 84.13" - 113.13"h x 1.75"d
medium flag - edge	ZOOM-FLX-M-E	⊙ 46" - 64"w x 116.13" - 138.63"h x 1.75"d
large flag - edge	ZOOM-FLX-LG-E	⊙ 46" - 64"w x 160.13" - 178.38"h x 1.75"d
extra large flag - edge	ZOOM-FLX-XL-E	⊙ 34.63"w x 222.5"h x 1.75"d



shown with optional cross base & water ring base support

small medium large extra large



— = total visual graphic area
*not to exact scale, refer to graphic templates



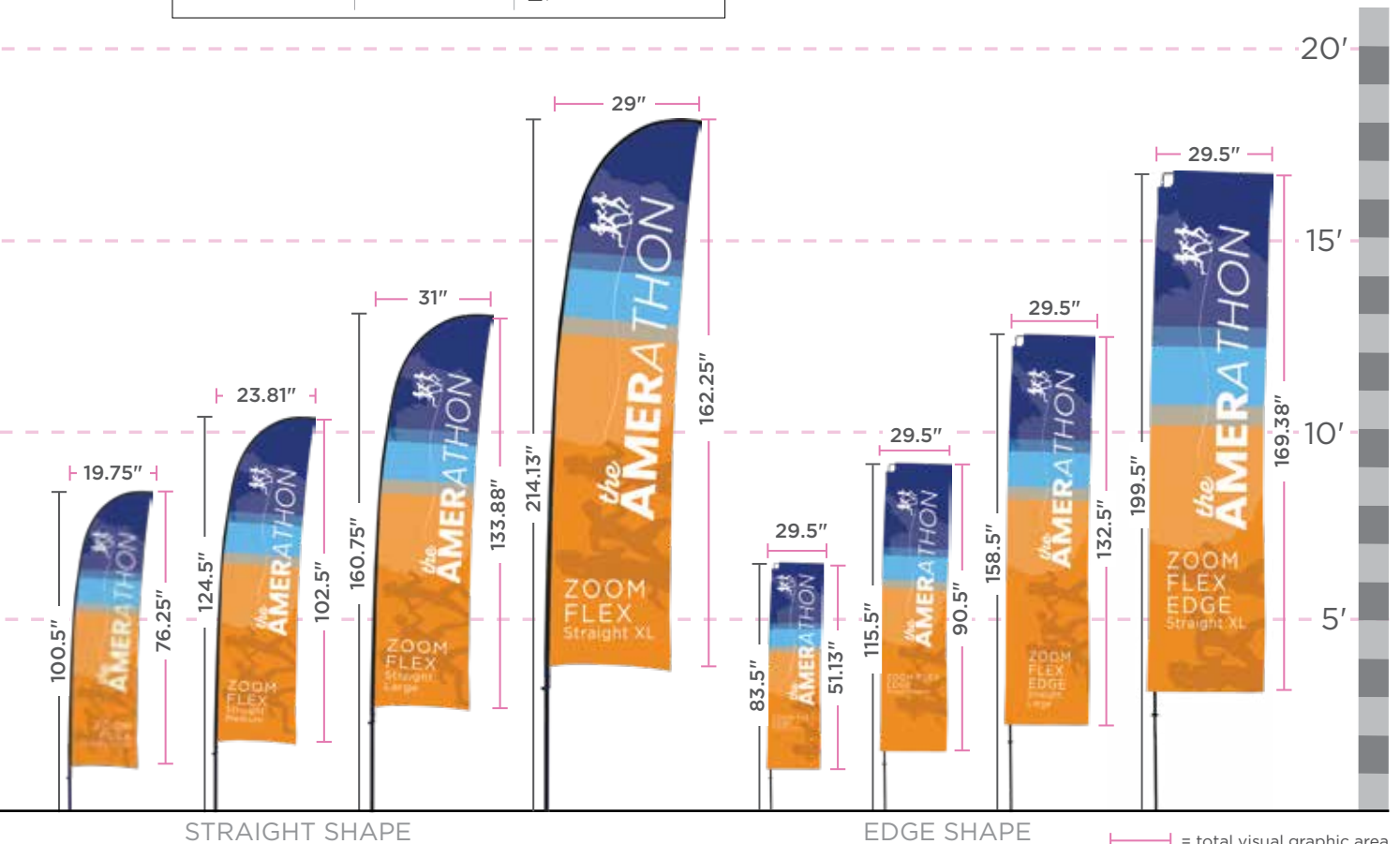
Zoom™ Flex Flags

ZOOM™ BASE OPTIONS



name	code	assembled dimensions
cross base	ZM-FLX-CB	⊙ 31" w x 6.75" h x 24" d
square steel base	ZM-FLX-SQ	⊙ 17.75" w x 5" h x 17.75" d
fillable ground base	ZM-FLX-FB	⊙ 19.7" w x 10.25" h x 19.7" d
collapsible flagpole stand	ZM-FLX-FOLDABLE	⊙ 29" w x 22" h x 29" d
stackable base	ZM-FLX-STCK-BASE	⊙ 25" w x 11" h x 25" d

name	code	assembled dimensions
auger base	ZM-FLX-AGR	⊙ 8.88" w x 21.75" h x 3.75" d
ground stake (included)	ZM-FLX-STK	⊙ 23.75" w x 1.75" h x 1.25" d
drive-over base	ZM-FLX-DO	⊙ 23.62" w x 5.71" h x 7.87" d
water ring base support	ZM-FLX-WR	⊙ 20.28" w x 5" h x 20.28" d



*not to exact scale, refer to graphic templates



Zoom™ Flex D-Shaped Flags

Details

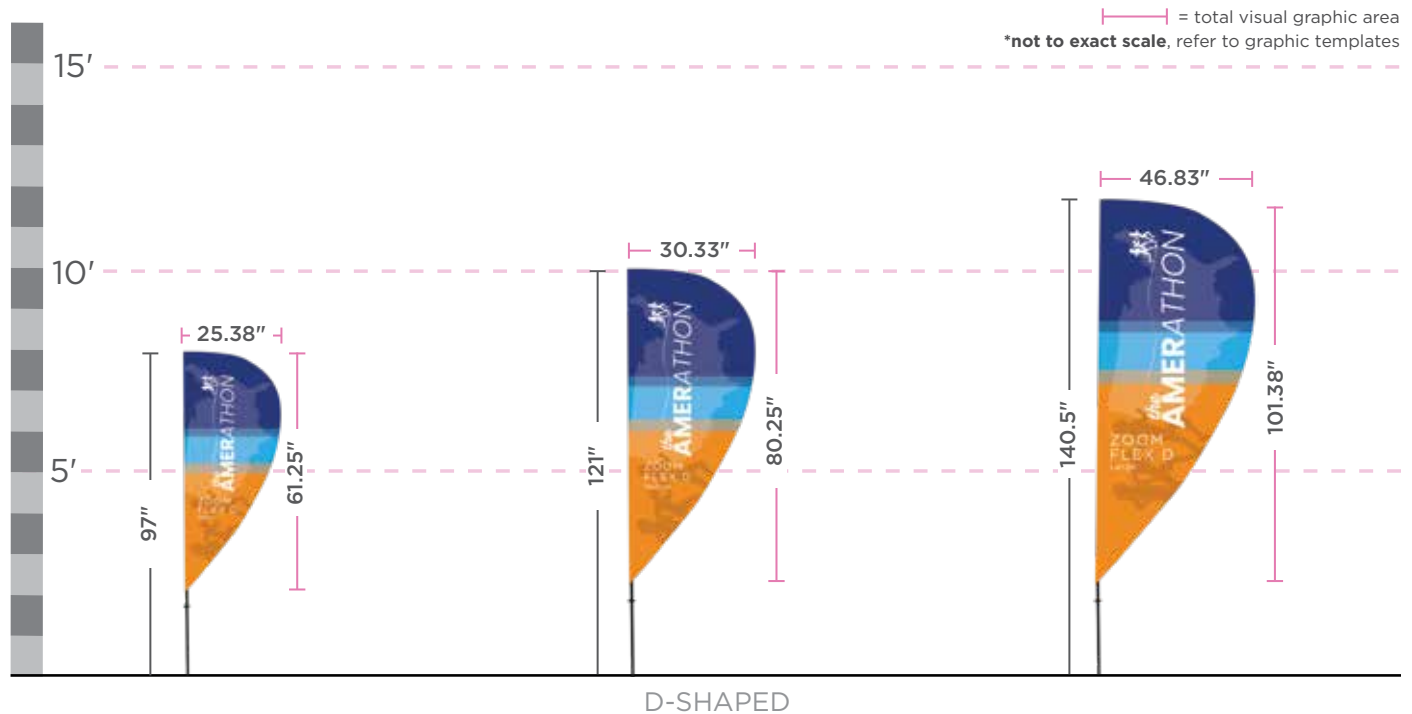
- double-sided pillowcase graphic
- assembles in seconds
- can be used indoors or outdoors
- fiberglass pole allows for great flexibility and durability
- graphic rotates in wind
- hardware includes ground stake and storage bag
- additional base options available

size	hardware code	assembled dimensions
small flag - d-shaped	ZOOM-FLX-D-SM	26" w x 97" h x 0.75" d
medium flag - d-shaped	ZOOM-FLX-D-M	33" w x 121" w x 1" d
large flag - d-shaped	ZOOM-FLX-D-LG	47.75" w x 140.5" h x 1" d

shown with optional cross base & water ring base support



Compatible with Zoom bases! See page 43 for options.



Outdoor Signage

ZOOM™ FLEX LANTERN



- can be used indoors or outdoors
- three fiberglass poles allows for great flexibility and durability
- graphic rotates in wind
- triple-sided pillowcase zipper fabric graphics
- hardware includes ground stake and storage bag
- additional base options available

name	code	assembled dimensions
lantern	ZOOM-FLX-LNTRN	Ⓞ 25" w x 67" h x 25" d

BARRICADE COVERS



- double-sided barricade covers, offered in two widths, 6ft and 8ft
- offered in your choice of Power Stretch Dye-sublimated fabric or UV printed Outdoor Canvas
- can be used indoors and outdoors
- cover only; barricade hardware not included
- cover includes two, 2 x 2 notches on one side, two zippers on the other side, open bottom

size	code	assembled dimensions
72" w x 36" h	C-BRC-72X36-PS-G-W C-BRC-72X36-OD-GDBL	Ⓞ 72" w x 36" h x 0.5" d
97" w x 36" h	C-BRC-97X36-PS-G-W C-BRC-97X36-OD-GDBL	Ⓞ 97" w x 36" h x 0.5" d

BREAKAWAY BANNERS



- comes in 3 sizes: small, medium and large
- 30mm aluminum poles hold vinyl banner upright
- vinyl banner has two sewn pole pockets and slips over poles
- banner features hook & loop down the middle
- comes with canvas carry bag

size	code	assembled dimensions
96" w x 48" h	BRKAWAY-POLES BREAKAWAY-SM-G	Ⓞ 96" w x 51" h x 1.18" d
116.5" w x 96" h	BRKAWAY-POLES BREAKAWAY-M-G	Ⓞ 116.5" w x 102" h x 1.18" d
144" w x 96" h	BRKAWAY-POLES BREAKAWAY-LG-G	Ⓞ 144" w x 96" h x 1.18" d



Ideal for youth, high school and college sports games →

Outdoor Signage

Great for outdoor sporting events and arenas, concerts, festivals and more. Outdoor display products are strong, solid, stable, wind-resistant and durable. Graphics are long-lasting and can endure exposure to outdoor elements.



WIND DANCER MINI



- adjustable graphic height = up to 6'
- approximate max height = 8.3'
- economy outdoor flag
- plastic pole, easy push-fit assembly
- hollow plastic base can be filled with water or sand
- double-sided graphic available

name	code	assembled dimensions
wind dancer mini	WIND-MIN	Ⓞ 16.31" w x 56" h - 100.32" h x 16.31" d



WIND DANCER LT

- adjustable graphic height = up to 8'8"
- approximate max height = 13.5'
- hollow plastic base can be filled with water or sand
- double-sided graphic available
- optional carry bag

name	code	assembled dimensions
wind dancer lt	WIND-LT	Ⓞ 36" w x 116" h - 162" h x 25.5" d



WIND DANCER

- adjustable graphic height = up to 12'
- approximate max height = 17.5'
- flag is approximately 43" wide
- hollow plastic base can be filled with water or sand
- double-sided graphic available
- optional carry bag

name	code	assembled dimensions
wind dancer	WIND-MX	Ⓞ 36" w x 209" h x 36" d



SWING SIGN

- visual graphic area = 19.63" w x 29.5" h
- single or double-sided graphic, printed on 6mm PVC
- black, steel portable sign with integrated wheeled base
- hollow plastic base can be filled with sand or water
- double-ring mounting system holds graphic in place while allowing it to swing

name	code	assembled dimensions
swing sign	SWING-SIGN	Ⓞ 24.5" w x 39" h x 15.75" d



WHIRLWIND

- front-loading snap frames constructed from aluminum & powder-coated steel
- single or double-sided
- includes clear lens cover
- dual-spring design flexes to withstand wind gusts
- compact durable base can be filled with water or sand for extra stability
- integrated wheel set

name	code	assembled dimensions
whirlwind	WHRL-WND-2	Ⓞ 30.75" w x 44.12" h x 19.5" d



PYRAMID

- pyramid A-frame sign
- made with scored corrugated plastic
- interlocks at the bottom with no adhesive
- custom, UV printed full color graphics
- printed on both sides
- ideal for use indoors and outdoors
- a weight is recommended (not provided)
- 100% recyclable

name	code	assembled dimensions
pyramid	PYR-A-FRM-G	Ⓞ 24" w x 36" h x 12" d



Outdoor Signage



ARROW UP

ARROW SIDE

WAVE 1

BOTTLE

CIRCLE

WAVE 2

CONTOUR

- two printed graphics (front & back) available in six unique shapes
- choose from plate base or hollow, fillable base with dual-spring design to flex and withstand wind gusts
- hollow, fillable base can be filled with water or sand for added stability
- graphics easily secure to either base using hook & loop

base options




Plate Base



Fillable Base

name	code	assembled dimensions
arrow up	CONTOUR-01-G	34.75" w x 70" h x 18.75" d
arrow side	CONTOUR-02-G	45.88" w x 38.25" h x 23.62" d
wave 1	CONTOUR-03-G	30.38" w x 80.5" h x 18.75" d
bottle	CONTOUR-04-G	39.37" w x 75" h x 23.62" d
circle	CONTOUR-05-G	37" w x 48.5" h x 18.75" d
wave 2	CONTOUR-06-G	39.37" w x 65" h x 23.62" d

Choose your sign and base shape!



APEX

- double-sided plastic A-frame
- printed directly on the plastic for a smooth look
- for indoor or outdoor use

name	code	assembled dimensions
apex	APEX	31" w x 6.75" h x 24" d



ACE-2

- visual graphic area = 28.87" w x 35" h
- double-sided aluminum A-frame sign holder with black plastic corner grips
- clear dry erase graphic lenses included
- front-loading snap frames for easy graphic swaps
- quick, toolless assembly

name	code	assembled dimensions
ace-2	ACE-2	31" w x 6.75" h x 24" d



ACE ECO

- foldable, economy aluminum A-frame sign
- choice of printed 6mm PVC boards and/or dry erase boards
- boards slide in at the top of the frame
- can be used indoors and outdoors
- quick, toolless assembly

name	code	assembled dimensions
ace eco	ACE-ECO	31" w x 6.75" h x 24" d



Outdoor Signage

Outdoor display products are strong, solid, stable, wind-resistant and durable. Graphics are long-lasting and can endure exposure to outdoor elements.

THUNDER



- double-sided outdoor retractable banner stand
- large twist-lock feet
- stakes included to secure to ground
- snap-top graphic rail
- 3-piece bungee pole

code	assembled dimensions
THUNDER-1	Ⓞ, 35.06" w x 82.75" h x 29" d



BLIZZARD



- max width x min height: 40" w x 57" h
- min width x max height: 23.5" w x 80" h
- max width x max height: 40" w x 74.5" h
- min width x min height: 23.5" w x 63.25" h
- hollow base can be filled with either water or sand as weighing agent
- easy grommet graphic attachment

code	assembled dimensions
BLZD	Ⓞ, 23.5" - 48" w x 63.25" - 74" h



MONSOON



- visual graphic area = approx. 92.125" w x 32" h
- semi-portable single or double-sided billboard
- easy grommet graphic attachment
- includes ground stakes & bungee rope
- comes with carry case

code	assembled dimensions
MONSN-2	Ⓞ, 98.43" w x 37.99" h x 25.2" d

STOWAWAY



- lightweight, high visual-impact display stand
- indoor/outdoor use
- carbon fiber bungee poles easily assemble
- includes ground stakes and carry case
- no tools required
- custom printed graphics

code	assembled dimensions
STOW-3-S	Ⓞ, 75.5" w x 37" h x 24" d
STOW-3-L	Ⓞ, 97.5" w x 50" h x 34" d
STOW-3-XL	Ⓞ, 134" w x 63" h x 43" d

ZOOM FLEX A-FRAME BANNER NEW



- lightweight and portable indoor/outdoor sign
- double-sided fabric graphic
- toolless assembly
- can be used indoors or outdoors
- canvas storage bag included

code	assembled dimensions
ZOOM-AFRAME-01	Ⓞ, 79" w x 40" h x 28" d

use as a barricade or directional signage



Outdoor Signage

ZOOM™ FLEX OUTDOOR BILLBOARD



- heavy-duty tubular frame with flexible fiberglass poles at the top
- single or double-sided mesh pillowcase fabric graphic slips over frame (no base or bag, packs in box)
- includes two bags to add weight for stability

code	assembled dimensions
ZOOM-FLX-OD-BB	Ⓞ 106" w x 78.74" h x 32" d

ZOOM™ FLEX ARCH



- perfect for outdoor races, cross country events, finish lines
- arch shaped flexible fiber poles hold flag graphic
- stakes included
- add sturdy sand or water fillable bases for more stability

code	assembled dimensions
ZOOM-FLX-ARCH	Ⓞ 114" w x 113.85" h x 1.75" d

TWIRL



- lightweight, fiberglass rod frame
- double-sided pillowcase fabric graphic
- ground stake connection allows for twirl movement

name	code	assembled dimensions
twirl	TWIRL	Ⓞ 26.41" w x 79" h x 1" d

PARKWAY



- withstands winds up to 38 MPH
- single or double span street pole banner

code	assembled dimensions
PKWY-S-SPN-3	Ⓞ single span: 32" w x 60" h
PKWY-D-SPN-3	Ⓞ double span: 67" w x 60" h



Table Throws & Runners

FULLY PRINTED TABLE THROW

- complete your presentation with a 4', 6' or 8' full or economy premium printed table throw
- lends a polished appearance to any display
- maximize your advertising with additional space to display your message

size	code	assembled dimensions
4' full	TBL-T-4-F	Ⓞ 48" w x 30" h x 24" d
4' economy	TBL-T-4-E	Ⓞ 48" w x 30" h x 24" d
4' full (48" w x 36" h)	TBL-T-4-36-F	Ⓞ 48" w x 36" h x 24" d
6' full	TBL-T-6-F	Ⓞ 72" w x 30" h x 30" d
6' economy	TBL-T-6-E	Ⓞ 72" w x 30" h x 30" d
8' full	TBL-T-8-F	Ⓞ 96" w x 30" h x 30" d
8' economy	TBL-T-8-E	Ⓞ 96" w x 30" h x 30" d



Economy table throws have a shortened back.



CONVERTIBLE TABLE THROW

- printed throw converts quickly and easily to fit both a 6' and 8' table
- hook and loop tabs make conversion simple

size	code	assembled dimensions
full - fits 6' & 8' table	TBL-T-FC	Ⓞ 70" - 96" w x 30" h x 30" d
economy - fits 6' & 8' table	TBL-T-EC	Ⓞ 70" - 96" w x 30" h x 30" d



TABLE RUNNERS

- accent your solid colored table throw with a full color printed runner
- available in four widths

size	code	assembled dimensions
24" full	TBL-R-24-F	Ⓞ 24" w x 84" h
24" economy	TBL-R-24-E	Ⓞ 24" w x 62.75" h
30" full	TBL-R-30-F	Ⓞ 30" w x 84" h
30" economy	TBL-R-30-E	Ⓞ 30" w x 62.75" h
36" full	TBL-R-36-F	Ⓞ 36" w x 84" h
36" economy	TBL-R-36-E	Ⓞ 36" w x 62.75" h
60" full	TBL-R-60-F	Ⓞ 60" w x 84" h
60" economy	TBL-R-60-E	Ⓞ 60" w x 62.75" h

Fully printed, excellent quality!



Table Throws & Runners

STRETCH TABLE THROW



- tailored to fit 4', 6' & 8' tables top to bottom
- optional carry bag available
- stretch fabric dye-sublimated printed table throw lends a stylish look to any display
- zipper in the back provides access to underneath the table

size	code	assembled dimensions
4' full	TBL-SW-4-F	Ⓞ 48" w x 30" h x 24" d
4' full (48" w x 36" h)	TBL-SW-4-36-F	Ⓞ 48" w x 36" h x 24" d
6' full	TBL-SW-6-F	Ⓞ 72" w x 30" h x 30" d
8' full	TBL-SW-8-F	Ⓞ 96" w x 30" h x 30" d

FITTED TABLE THROW



- form fitted to fit 4', 6' & 8' tabletops
- optional carry bag available
- fitted fabric dye-sublimated printed table throw lends a polished look to any display

size	code	assembled dimensions
4' full	TBL-FITTED-4-F	Ⓞ 48" w x 30" h x 24" d
4' full (48" w x 36" h)	TBL-FITTED-4-36-F	Ⓞ 48" w x 36" h x 24" d
4' economy	TBL-FITTED-4-36-E	Ⓞ 48" w x 30" h x 24" d
6' full	TBL-FITTED-6-F	Ⓞ 72" w x 30" h x 30" d
8' full	TBL-FITTED-8-F	Ⓞ 96" w x 30" h x 30" d



ROUND TABLE THROWS

- tailored to fit round tables
- printed on premium dye-sublimated fabric
- all options lend a stylish and polished look to any event

size	code	assembled dimensions
30" dia., 30" h - draped, fitted & stretch	RND-TBL-T-30X30 RND-TBL-FT-30X30 RND-TBL-SW-30X30	Ⓞ Draped: 16" w x 24" d Fitted, Top: 26" w x 26" d, Front: 16" w x 26" d Stretch, Top: 26" w x 26" d, Front: 9" w x 20" d
30" dia., 42" h - draped, fitted & stretch	RND-TBL-T-30X42 RND-TBL-FT-30X42 RND-TBL-SW-30X42	Ⓞ Draped: 16" w x 36" d Fitted, Top: 26" w x 26" d, Front: 16" w x 36" d Stretch, Top: 26" w x 26" d, Front: 9" w x 20" d
48" dia., 30" h - draped, fitted & stretch	RND-TBL-T-48X30 RND-TBL-FT-48X30	Ⓞ Draped: 20" w x 24" d Fitted, Top: 44" w x 44" d, Front: 20" w x 26" d
60" dia., 30" h - draped, fitted & stretch	RND-TBL-T-60X30 RND-TBL-FT-60X30	Ⓞ Draped: 30" w x 24" d Fitted, Top: 56" w x 56" d, Front: 30" w x 26" d

Water and spill resistant!



OUTDOOR TABLE THROW

- form fitted to fit 6' & 8' tabletops
- UV printed on outdoor canvas; remains on the table even in windy conditions
- water and spill resistant
- lends a polished look to any outdoor event or display

size	code	assembled dimensions
6' full	TBL-ODC-FITTED-6-F	Ⓞ 72" w x 30" h x 30" d
8' full	TBL-ODC-FITTED-8-F	Ⓞ 96" w x 30" h x 30" d



Folding Panel Tabletop Displays

Having a small space does not mean you cannot make a big impact! Tabletop displays are lightweight, highly portable and ideal for adding “WOW” factor to any 4’, 6’ or 8’ long standard table display.

HORIZON™ TABLETOP DISPLAYS

- main panel sizes approximately = 23.5" w x 35.5" h
- custom sized panel displays are available
- shown with optional detachable graphics
- available in a variety of fabric color options shown below



WEIGHS 12 LBS
Horizon 3
HZ-TT-S



WEIGHS 13.5 LBS
Horizon 5
HZ-TT-M

fabric choices

All folding panel display systems are available with printed graphic murals or “hook & loop-friendly” fabric panels of your choice. Actual fabric color may vary slightly.

REGAL - SMOOTH EXHIBIT & DISPLAY FABRIC



R01 carbon R02 chrome R03 storm R28 azure blue

PREMIER - RIBBED EXHIBIT & DISPLAY FABRIC



R28 persian blue R29 beach R31 eco green R30 maroon



R02 steel R03 charcoal R15 cinder R01 lava

POPULAR TABLETOP DISPLAYS

Tabletop versions of the highly popular expandable Hopup™, Embrace™, Xclaim™ and Coyote™ fabric displays are available, providing numerous stylish options to choose from!



Hopup 5' Straight



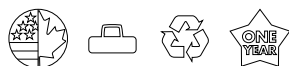
Embrace 5' Straight



Xclaim 5' (Kit 02)



Coyote 6'



Tabletop Displays

VOYAGER™ FOLDING PANELS

The Voyager™ has been specially developed as a briefcase style tabletop display and is a great choice for promotions on the go. It has a rigid, thermo formed ABS exterior and a black, hook and loop friendly fabric interior. Detachable graphics allow for easy message changes! Headers shown are an additional option. Extra graphics can be stored in the display case and packed away for easy storage.




MINI KIT



MAXI KIT



MEGA KIT



SUPREME KIT



MONSTER KIT



size	code	assembled dimensions
mini kit (small, 5 lbs.)	VY-1	Ⓜ Open: 48" w x 18" h Closed: 24" w x 18" h
maxi kit (medium, 6.5 lbs.)	VY-2	Ⓜ Open: 48" w x 24" h Closed: 24" w x 24" h
mega kit (large, 8.25 lbs.)	VY-3	Ⓜ Open: 48" w x 32" h Closed: 24" w x 32" h
supreme kit (x-large, 8.25 lbs.)	VY-4	Ⓜ Open: 64" w x 24" h Closed: 32" w x 24" h
monster kit (xx-large, 10 lbs.)	VY-5	Ⓜ Open: 64" w x 32" h Closed: 32" w x 32" h

VOYAGER CARRY BAG



size	code
mini kit bag	VY-1-BG
maxi kit bag	VY-2-BG
mega kit bag	VY-3-BG
supreme kit bag	VY-4-BG
monster kit bag	VY-5-BG





YOUNG PROFESSIONAL
LEADERSHIP SEMINAR

HOPUP™

Tension fabric displays




Fast & Dynamic

The Hopup™ is one of the most dynamic and popular large format graphic displays due to its maximum impact with minimal effort. Hopup Tension Fabric Displays come in a variety of sizes and are offered in straight and curved frames with and without endcaps. Hopups require no tools for assembly, are lightweight and highly portable and they pack away as easy as they set up!

Two choices of frame shape

STRAIGHT OR CURVED



Two choices of graphic style


WITH OR WITHOUT ENDCAPS



quickly & easily snap locking arms into place



hook & loop graphic is pre-attached on sizes 12ft & smaller, making setup simple



display pops up in minutes



carry bag included with most kits



add a counter - the perfect addition to any Hopup backwall display



optional upgrade - Lumina 200 light

Choose a size that's right for you!



TABLETOP

FLOOR BACKWALL

EXTRA LONG

Size Options

size	code	assembled dimensions
2 1/2' tabletop	HOP-1X1FG-S-1 HOP-1X1FGE-S-1	📏 Straight: 31" w x 31" h x 12.25" d
5' tabletop	HOP-2X1FG-S/C-1 HOP-2X1FGE-S/C-1	📏 Straight: 60.5" w x 31" h x 12.25" d Curved: 64" w x 31" h x 18" d
5' tabletop	HOP-2X2FG-S/C-1 HOP-2X2FGE-S/C-1	📏 Straight: 60.5" w x 60.5" h x 12.25" d Curved: 64" w x 60.5" h x 18" d
7 1/2' tabletop	HOP-3X2FG-S/C-1 HOP-3X2FGE-S/C-1	📏 Straight: 89.5" w x 60.5" h x 12.25" d Curved: 92" w x 60.5" h x 23" d
2 1/2' full height	HOP-1X3FG-S-1 HOP-1X3FGE-S-1	📏 Straight: 31" w x 90" h x 29" d
5' full height	HOP-2X3FG-S/C-1 HOP-2X3FGE-S/C-1	📏 Straight: 60.5" w x 90" h x 29" d Curved: 64" w x 89.5" h x 18" d
7 1/2' full height	HOP-3X3FG-S/C-1 HOP-3X3FGE-S/C-1	📏 Straight: 89.5" w x 90" h x 29" d Curved: 92" w x 89.5" h x 23" d
7 1/2' extra tall	HOP-3X4FG-S/C-1 HOP-3X4FGE-S/C-1	📏 Straight: 90" w x 119" h x 29" d Curved: 92" w x 119" h x 23" d

size	code	assembled dimensions
10' full height	HOP-4X3FG-S/C-1 HOP-4X3FGE-S/C-1	📏 Straight: 119" w x 90" h x 29" d Curved: 116.25" w x 89.5" h x 33" d
10' extra tall	HOP-4X4FG-S/C-1 HOP-4X4FGE-S/C-1	📏 Straight: 119" w x 119" h x 29" d Curved: 116.25" w x 119" h x 33" d
12 1/4' full height	HOP-5X3FG-S/C-1 HOP-5X3FGE-S/C-1	📏 Straight: 147.25" w x 90" h x 29" d Curved: 136.5" w x 89.5" h x 42" d
12 1/4' extra tall	HOP-5X4FG-S/C-1 HOP-5X4FGE-S/C-1	📏 Straight: 147.8" w x 119" h x 29" d Curved: 136.5" w x 119" h x 42" d
15' full height	HOP-6X3FG-S/C-1 HOP-6X3FGE-S/C-1	📏 Straight: 178" w x 90" h x 29" d Curved: 154" w x 89.5" h x 61.25" d
20' full height	HOP-8X3FG-S-1 HOP-8X3FGE-S-1	📏 Straight: 235.43" w x 90" h x 29" d
30' full height	HOP-12X3FG-S-1 HOP-12X3FGE-S-1	📏 Straight: 352.28" w x 90" h x 29" d

additional sizes available


HOPUP™ COUNTER



- collapsible display counter
- easy to assemble
- includes clear internal shelf
- top available in four color options

code	assembled dimensions
HOP-CT-2	📏 41.75" w x 39.69" h x 14.25" d

Hopup counter tops are available in your choice of four color options



Accessorize

HOPUP™ DIMENSION KITS



KIT 01

- 7 1/2' full height straight backwall
- 2 stand-off rigid graphic accents with literature holders
- monitor* mount supports 23" monitor, max weight = 30 lbs
- 2 x LED lights

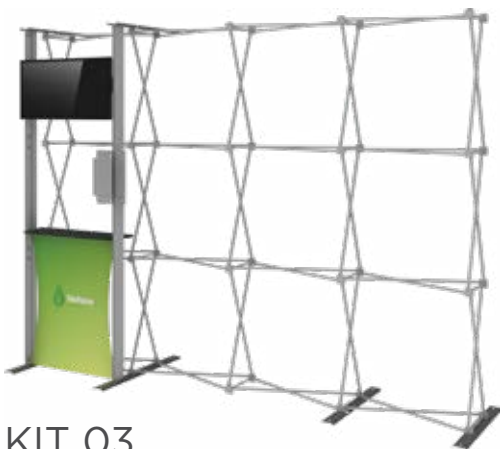
size	code	assembled dimensions
7 1/2' full height	HOP-DIM01-3X3FG-S HOP-DIM-01	ⓐ 12" w x 37" h x 4.5" d



KIT 02

- 7 1/2' full height straight backwall
- stand-off counter supports max 35 lbs
- counter features graphic and literature holder
- monitor* mount supports 23" monitor, max weight = 30 lbs
- 2 x LED lights


size	code	assembled dimensions
7 1/2' full height	HOP-DIM02-3X3FG-S HOP-DIM-02	ⓐ 36" w x 36.5" h x 12.5" d



KIT 03

- 10' full height straight backwall
- accessory counter features:
 - monitor* mount supports 40" monitor, max weight = 50 lbs
 - counter top holding max weight of 35 lbs
 - printed fabric graphic and literature holder
- 2 x LED lights

size	code	assembled dimensions
10' full height	HOP-DIM03-4X3FGE-S HOP-DIM-03	ⓐ 34" w x 90.38" h x 11.25" d



KIT 04

- 10' full height straight backwall
- standoff counter features:
 - fabric graphic messaging area (top)
 - printed fabric graphic (bottom)
 - counter top holding max weight of 35 lbs
- 2 x LED lights



size	code	assembled dimensions
10' full height	HOP-DIM04-4X3FGE-S HOP-DIM-04	ⓐ 30" w x 90.38" h x 11.25" d



Fast & Easy

The Hopup™ Lite features an economy, lightweight collapsible frame, yellow locking arms and a front only or full-fitted fabric graphic. Hopup Lite is available in 7 ½' and 10' wide straight configurations and comes with a soft carry bag. No tools are required for assembly, simply expand the frame, lock the arms and go!

A fast, economy collapsible display



lightweight frame
assembles without tools



quickly & easily snap
locking arms into place



hook & loop graphic is
pre-attached, making setup simple

comes in two sizes

Size Options

size	code	assembled dimensions
7 1/2' full height	HOP-LITE-3X3-FG-S HOP-LITE-3X3-FGE-S	Ⓞ 89.25" w x 89.5" h x 12" d
10' full height	HOP-LITE-4X3-FG-S HOP-LITE-4X3-FGE-S	Ⓞ 118.5" w x 89.5" h x 12" d

Illuminate!

BACKLIT HOPUP™

- lightweight silver frame
- supports an integrated full-fitted fabric graphic mural with end caps and includes back liner
- available in 5' Tabletop, 2 1/2', 7 1/2' or 10' full height sizes (straight only)
- patented LED lights connect easily to scissors on top & bottom for even light distribution
- comes in an OCX molded case



four sizes to choose from!



quickly & easily snap locking arms into place



simple LED light attachment to frame

Size Options

size	code	assembled dimensions
5' tabletop kit	HOP-2-BL-2X2-S	Ⓞ Straight: 60.5" w x 31" h x 12" d
2 1/2' kit	HOP-2-BL-1X3-S	Ⓞ Straight: 31" w x 90" h x 29" d
7 1/2' kit	HOP-2-BL-3X3-S	Ⓞ Straight: 89.5" w x 90" h x 29" d
10' kit	HOP-2-BL-4X3-S	Ⓞ Straight: 119" w x 90" h x 29" d





EMBRACE™

push-fit tension fabric




Sleek & Seamless

Embrace™ is one of the sleekest collapsible portable displays and it delivers style with minimal effort. Embrace Fabric Displays come in a variety of sizes and are offered with or without endcaps. Embrace requires no tools for assembly, is lightweight and highly portable. Embrace features crisp, straight edges due to the simple, push-fit SEG fabric graphic attachment.

Two choices of graphic style

WITH OR WITHOUT ENDCAPS



Details

- lightweight anodized white frame
- stabilizer feet on all frames 3 quads high
- simple assembly
- perimeter channel bars connect to frame and hold push-fit fabric graphic
- crisp, push-fit SEG fabric graphic creates clean, straight edges; comes with front or fully fitted graphic (with end caps)
- carry bag included



quickly & easily snap locking arms into place



easy push-fit fabric graphics go into channel



clamps can be used to connect multiple walls



carry bag included with most kits



add a counter - the perfect addition to any Embrace backwall display



optional upgrade - Lumina 200 light



Choose a size that's right for you!



TABLETOP

FLOOR BACKWALL

EXTRA LONG

Size Options

size	code	assembled dimensions
2 1/2' tabletop	EMB-1X1FG-S EMB-1X1FGE-S	Ⓞ 31.25" w x 31.38" h x 14.5" d
5' tabletop	EMB-2X1FG-S EMB-2X1FGE-S	Ⓞ 59.81" w x 31.38" h x 14.5" d
5' tabletop	EMB-2X2FG-S EMB-2X2FGE-S	Ⓞ 59.81" w x 60" h x 14.5" d
7 1/2' tabletop	EMB-3X2FG-S EMB-3X2FGE-S	Ⓞ 88.5" w x 60" h x 14.5" d
2 1/2' full height	EMB-1X3FG-S EMB-1X3FGE-S	Ⓞ 31.25" w x 88.94" h x 23.25" d
5' full height	EMB-2X3FG-S EMB-2X3FGE-S	Ⓞ 59.81" w x 88.94" h x 23.25" d
7 1/2' full height	EMB-3X3FG-S EMB-3X3FGE-S	Ⓞ 88.5" w x 88.94" h x 23.25" d

size	code	assembled dimensions
7 1/2' extra tall	EMB-3X4FG-S EMB-3X4FGE-S	Ⓞ 88.5" w x 118" h x 23.25" d
10' full height	EMB-4X3FG-S EMB-4X3FGE-S	Ⓞ 88.5" w x 118" h x 23.25" d
10' extra tall	EMB-4X4FG-S EMB-4X4FGE-S	Ⓞ 117" w x 118" h x 23.25" d
12 1/4' full height	EMB-5X3FG-S EMB-5X3FGE-S	Ⓞ 146" w x 88.94" h x 23.25" d
15' wide	EMB-6X3FG-S EMB-6X3FGE-S	Ⓞ 178" w x 88.94" h x 23.25" d
20' wide	EMB-8X3FG-S EMB-8X3FGE-S	Ⓞ 230.31" w x 88.94" h x 23.25" d
30' wide	EMB-12X3FG-S EMB-12X3FGE-S	Ⓞ 345.47" w x 88.94" h x 23.25" d


EMBRACE™ COUNTER



- collapsible display counter
- includes internal shelf
- push-fit fabric graphics
- top available in four laminate finish options


code	assembled dimensions
EMB-CT EMB-CT-BL	Ⓞ 41" w x 40.5" h x 15.75" d

Embrace counter tops are available in your choice of four color options



Accessorize

EMBRACE MONITOR MOUNT




- monitor bracket supports 30 lbs
- compatible with Embrace frames 3 quads high
- backwall not included

EMBRACE TABLE




- accessory table includes frame, tabletop and graphics (2 pieces)
- tabletop offered in black
- compatible with Embrace frames 3 quads high
- backwall not included
- comes with carry bag

EMBRACE SHELVING



- shelf supports 10 lbs
- compatible with Embrace frames 3 quads high
- perfect for displaying lightweight products or giveaways
- backwall not included
- comes with carry bag

BRIDGE CONNECTOR



- bridge connector uses a simple S-shape connection
- simply slip on the frames and tighten
- two connectors recommended per side

BRIDGE LIGHT/LIGHT KIT



- illuminate the Embrace Bridge with a Light Kit
- call attention to your display and stand out
- kit includes 3 lights
- comes with carry bag

EMBRACE BRIDGE



- bridge includes frame and graphics (2 pieces)
- compatible with Embrace frames 3 quads high
- accent adds dimension and additional messaging opportunity
- backwalls not included
- comes with carry bag

illuminate your Embrace Bridge!

size	code	assembled dimensions
Embrace Monitor Mount	EMB-MM	Ⓞ 24.48" w x 29.92" h x 2.76" d
Embrace Table	EMB-TBL-BLACK	Ⓞ 14.96" w x 38.66" h x 47.25" d
Embrace Shelving	EMB-EXT-SHLF-K-1 EMB-EXT-SHLF-K-2	Ⓞ 26.41" w x 9.88" d
Embrace Bridge Connector	EMB-BRIDGE-CONNECTOR	Ⓞ N/A
Embrace Bridge Light/Light Kit	EMB-BRIDGE-LT EMB-BRIDGE-LT-KIT	Ⓞ 30" w x 1.5" h x 6" d
Embrace Bridge	EMB-BRIDGE	Ⓞ 30.71" w x 7.90" h x 88.15" d



Bright & Impactful

The Backlit Embrace™ display system is revolutionary! The patented light system is simple to use and provides bright, even light throughout the display. This display is guaranteed to attract attention at any trade show or in any interior space.



illuminate to attract attention!



display pops up in minutes



simple-to attach LED lights



easy push-fit fabric graphics go into channel

Details

- patented LED lights are simple to attach & provide even, bright white lighting
- lightweight, white aluminum frame (same frame as non-illuminated kits)
- supports a single or double-sided backlit push-fit fabric graphic with end caps
- comes with OCX hard case for ultimate protection during transport & storage

Backlighting kits also available a la carte!

Size Options

size	code	assembled dimensions
5' tabletop	EMB-BL-2X2-S	Ⓞ 59.81" w x 60" h x 14.5" d
2 1/2' full height	EMB-BL-1X3-S	Ⓞ 31.25" w x 88.94" h x 23.25" d
5' full height	EMB-BL-2X3-S	Ⓞ 59.81" w x 88.94" h x 23.25" d
7 1/2' full height	EMB-BL-3X3-S	Ⓞ 88.5" w x 88.94" h x 23.25" d
10' full height	EMB-BL-4X3-S	Ⓞ 117" w x 88.94" h x 23.25" d
12 1/4' full height	EMB-BL-5X3-S	Ⓞ 146" w x 88.94" h x 23.25" d
20' wide	EMB-BL-8X3-S	Ⓞ 230.31" w x 88.94" h x 23.25" d



Quick & Simple

The Embrace™ Lite display features an economy, lightweight collapsible frame, channel bars that hold the push-fit fabric graphic and portable carry bag. Embrace Lite is available in 7½' and 10' wide sizes. No tools are required for assembly. Simply expand the frame, attach the channel bars, attach the fabric graphics and you're done!

An economy push-fit fabric display



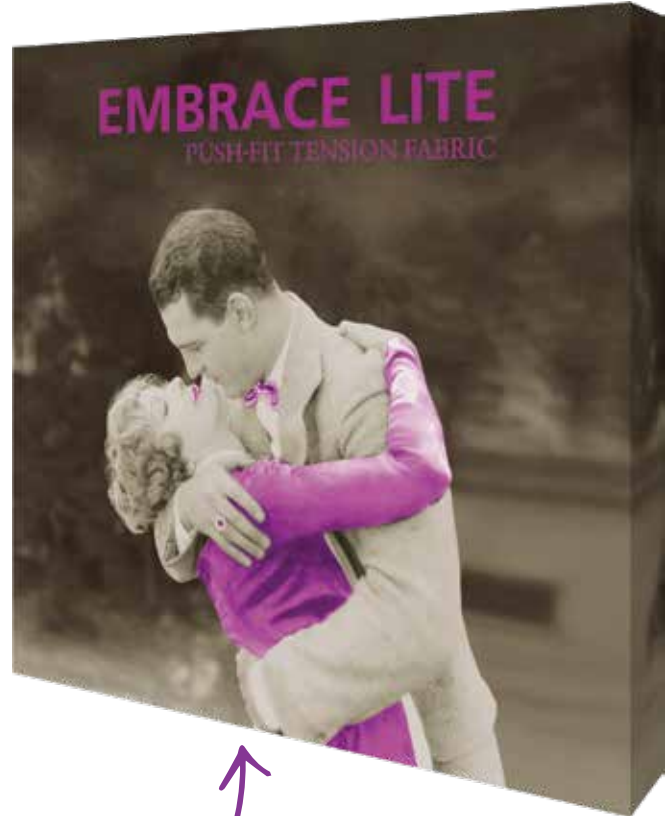
lightweight frame assembles without tools



perimeter channel bars connect together with ease



stabilizer feet and carry bag included



comes in two sizes

Size Options

size	code	assembled dimensions
7 1/2' full height	EMB-LITE-3X3FG-S EMB-LITE-3X3FGE-S	Ⓞ 88.5" w x 88.63" h x 13.54" d
10' full height	EMB-LITE-4X3FG-S EMB-LITE-4X3FGE-S	Ⓞ 117.5" w x 88.63" h x 13.54" d






XCLAIM™

fabric popup

Polished & Versatile

The Xclaim™ fabric popup system features super stretch push-fit fabric graphics that come pre-attached to the collapsible frame to create sleek, polished displays. Displays are available in a variety of sizes and configurations, and the multitude of placement possibilities of the push-fit fabric graphics are endless and customizable! Using a lightweight magnetic collapsible frame, Xclaim displays require no tools for assembly, are portable, durable and set up and pack down fast.



frame is lightweight and portable




magnetic arms for simply assembly



graphics adhere to hubs using push-fit technology



add an optional shelf, available in four color options



lightweight & portable, making transport easy



optional upgrade - Lumina 200 light



Tabletop Kits



5' tabletop
XCLM-2X2-K1



5' tabletop
XCLM-2X2-K2



5' tabletop
XCLM-2X2-K3



5' tabletop
XCLM-2X2-K4

size	code	assembled dimensions
5' tabletop	XCLM-2X2-K1	Ⓞ 59.11" w x 59.42" h x 12.8" d
5' tabletop	XCLM-2X2-K2	Ⓞ 59.11" w x 59.42" h x 12.8" d
5' tabletop	XCLM-2X2-K3	Ⓞ 59.11" w x 59.42" h x 12.8" d
5' tabletop	XCLM-2X2-K4	Ⓞ 59.11" w x 59.42" h x 12.8" d

Full Height Kits



2 1/2' full height display
XCLM-1X3-K1



2 1/2' full height display
XCLM-1X3-K2



2 1/2' full height display
XCLM-1X3-K3



2 1/2' full height display
XCLM-1X3-K4



5' full height display
XCLM-2X3-K1



5' full height display
XCLM-2X3-K2

size	code	assembled dimensions
2 1/2' full height	XCLM-1X3-K1	Ⓞ 30.30" w x 88.23" h x 12.8" d
2 1/2' full height	XCLM-1X3-K2	Ⓞ 30.30" w x 88.23" h x 12.8" d
2 1/2' full height	XCLM-1X3-K3	Ⓞ 30.30" w x 88.23" h x 12.8" d
2 1/2' full height	XCLM-1X3-K4	Ⓞ 30.30" w x 88.23" h x 12.8" d
5' full height	XCLM-2X3-K1	Ⓞ 59.11" w x 88.23" h x 12.8" d
5' full height	XCLM-2X3-K2	Ⓞ 59.11" w x 88.23" h x 12.8" d



Full Height Kits



7 1/2' full height display
XCLM-3X3-K1



7 1/2' full height display
XCLM-3X3-K2



7 1/2' full height display
XCLM-3X3-K3



7 1/2' full height display
XCLM-3X3-K4



7 1/2' full height display
XCLM-3X3-K5



7 1/2' full height display
XCLM-3X3-K6

Full Height Kits



10' full height display
XCLM-4X3-K1




10' full height display
XCLM-4X3-K2



10' full height display
XCLM-4X3-K3

size	code	assembled dimensions
7 1/2' full height	XCLM-3X3-K1	Ⓞ 87.92" w x 88.23" h x 12.8" d
7 1/2' full height	XCLM-3X3-K2	Ⓞ 87.92" w x 88.23" h x 12.8" d
7 1/2' full height	XCLM-3X3-K3	Ⓞ 87.92" w x 88.23" h x 12.8" d
7 1/2' full height	XCLM-3X3-K4	Ⓞ 87.92" w x 88.23" h x 12.8" d
7 1/2' full height	XCLM-3X3-K5	Ⓞ 87.92" w x 88.23" h x 12.8" d
7 1/2' full height	XCLM-3X3-K6	Ⓞ 87.92" w x 88.23" h x 12.8" d
10' full height	XCLM-4X3-K1	Ⓞ 116.72" w x 88.23" h x 12.8" d
10' full height	XCLM-4X3-K2	Ⓞ 116.72" w x 88.23" h x 12.8" d
10' full height	XCLM-4X3-K3	Ⓞ 116.72" w x 88.23" h x 12.8" d

Full Height Kits



10' full height display
XCLM-4X3-K4



10' full height display
XCLM-4X3-K5



10' full height display
XCLM-4X3-K6




add an optional shelf,
available in four color options



size	code	assembled dimensions
10' full height	XCLM-4X3-K4	Ⓞ 116.72" w x 88.23" h x 12.8" d
10' full height	XCLM-4X3-K5	Ⓞ 116.72" w x 88.23" h x 12.8" d
10' full height	XCLM-4X3-K6	Ⓞ 116.72" w x 88.23" h x 12.8" d

Pyramid Kits




7' display
XCLM-3QP-K1



7' display
XCLM-3QP-K2




10' display
XCLM-6QP-K1




10' display
XCLM-6QP-K2



14' full height display
XCLM-10QP-K1



14' full height display
XCLM-10QP-K2



14' full height display
XCLM-10QP-K3

size	code	assembled dimensions
7' full height	XCLM-3QP-K1	Ⓞ 83.51" w x 63.14" h x 12.8" d
7' full height	XCLM-3QP-K2	Ⓞ 83.51" w x 63.14" h x 12.8" d
10' display	XCLM-6QP-K1	Ⓞ 124.25" w x 83.51" h x 12.8" d
10' display	XCLM-6QP-K2	Ⓞ 124.25" w x 83.51" h x 12.8" d
14' full height	XCLM-10QP-K1	Ⓞ 164.99" w x 103.88" h x 12.8" d
14' full height	XCLM-10QP-K2	Ⓞ 164.99" w x 103.88" h x 12.8" d
14' full height	XCLM-10QP-K3	Ⓞ 164.99" w x 103.88" h x 12.8" d





COYOTE™

popup display systems



Reliable & Durable

This fully magnetic popup display system provides a graphic or hook & loop receptive fabric backwall. Coyote™ popup displays require no tools for assembly, are portable, versatile, durable and easy to use. The Coyote line features a plethora of accessory options to add such as shelves, monitor mounts and case-to-counter conversion kits and graphics.



frame is lightweight and portable



magnetic arms for simply assembly



rollable graphic panels adhere effortlessly using magnets

fabric choices

All Coyote popup display systems are available with printed graphic murals or "hook & loop-friendly" fabric panels of your choice. Actual fabric color may vary slightly.

REGAL - SMOOTH EXHIBIT & DISPLAY FABRIC



R01 carbon R02 chrome R03 storm R28 azure blue

PREMIER - RIBBED EXHIBIT & DISPLAY FABRIC



R28 persian blue R29 beach R31 eco green R30 maroon

R02 steel R03 charcoal R15 cinder R01 lava



Popup Display Size Options



4'w tabletop
COY-KKG-1X1-C




6'w tabletop
COY-KKG-2X1-C



6'w tabletop
COY-KKG-2X2-C



8'w tabletop
COY-KKG-3X2-C



6'w full height
slim-line display system
COY-KKG-2X3-C



8'w full height
standard display system
COY-KKG-3X3-C



10'w full height
standard display system
COY-KKG-4X3-C

Accessorize



INTERNAL SHELF KIT

- presents products or literature
- comes with 2 clear acrylic shelves to be used horizontally or at 45° angles
- max capacity per shelf = 15 lbs, max per quadrant = 45 lbs
- for use with curved frame only
- lighting package available (not to be stored with display)



MONITOR MOUNT

- fully integrates with straight or curved Coyote™ systems
- one panel cut to fit the monitor*
- VESA bolt compatible
- max weight = 50 lbs
- LCD max size = 23"

Convert your counter!



OCX

- premium latches for maximum strength
- roto molded transit case
- built in wheels, handle
- UPS approved
- optional wood counter available (see p. 190)



ROLL WRAP

- available in carpet or graphic
- converts OCX to a counter
- polymer counter surface exposed
- optional wood counter top can be added in your choice of silver, black, mahogany or natural



STRETCH WRAP

- stretch fabric pullover
- converts OCX to a counter
- polymer counter surface covered by fabric

size/name	code	assembled dimensions
4' wide tabletop	COY-KKG-1X1-C	Ⓞ 45.5" w x 30.63" h x 12.5" d
6' wide tabletop	COY-KKG-2X1-C	Ⓞ 73" w x 30.63" h x 19.25" d
6' wide tabletop	COY-KKG-2X2-C	Ⓞ 73" w x 59.38" h x 19.25" d
8' wide tabletop	COY-KKG-3X2-C	Ⓞ 97.25" w x 59.38" h x 25" d
6' wide full height	COY-KKG-2X3-C	Ⓞ 73" w x 87.56" h x 19.25" d
8' wide full height	COY-KKG-3X3-C	Ⓞ 97.25" w x 87.56" h x 25" d
10' wide full height	COY-KKG-4X3-C	Ⓞ 118" w x 87.56" h x 36.5" d

size/name	code	assembled dimensions
internal shelf kit	COY-IS-CK	Ⓞ 73" w x 59.38" h x 19.25" d
monitor mount	COY-MM	Ⓞ 97.25" w x 59.38" h x 25" d
OCX	OCX	Ⓞ 73" w x 87.56" h x 19.25" d
OCX roll wrap	OCX-C2C-G	Ⓞ 97.25" w x 87.56" h x 25" d
OCX stretch wrap	OCX-SW-G	Ⓞ 102" w x 87.56" h x 20.25" d





WALL SIGNS

Solutions



DIMENSIONAL

Letters

exhibit
CONTROL
FULL PROJECT MANAGEMENT

Custom Dimensional Letters

Enhance your brand name or message on exhibit backwalls with dimensional letters! Dimensional letters make you stand out in a unique and creative way. We offer a wide range of options to support your branding and messaging needs!

Material Options

Our expertly crafted dimensional letters are made with your choice of materials and are typically mounted individually to a wall or structure.

- acrylic
- PVC
- foam
- wood

Finishing Techniques

We can produce letters in all colors - solid colors, woodgrains, you name it! The possibilities are endless.

- paint
- laminated
- foam

Mounting Options

Depending on the application for use, we will work with you to understand the best mounting option for the use and space.

- flush
- standoff
- temporary
- permanent
- adhesive/mechanical

Illumination

A glow will always set your brand apart from the rest! Illumination is a specialty, and we will collaborate with you to understand the type of glow and color that works best for your brand. White is always a popular choice, and we offer a plethora of other RGB color options as well.



Wall Mounted Displays

Trappa Snap frames snap open from the front to allow quick and easy graphic changes. No tools are required. Comes standard with clear protective lenses, fully assembled and ready to hang.

TRAPPA™ POSTER FRAME



- black or silver anodized finish with precision mitered corners
- spring loaded aluminum extrusions mounted to a high-impact polystyrene backer
- Trappa Frame edges snap open from the front to allow quick and easy graphic changes with no tools required
- available in a wide range of standard sizes & includes a clear anti-glare lens
- custom sizes also offered

code	insert size	assembled dimensions
TRP2-1-S/B	8.5" w x 11" h	Ⓞ 9.75" w x 12.25" h
TRP2-2-S/B	11" w x 14" h	Ⓞ 12.25" w x 15.25" h
TRP2-11-S/B	11" w x 17" h	Ⓞ 12.25" w x 18.25" h
TRP2-12-S/B	12" w x 18" h	Ⓞ 13.25" w x 19.25" h
TRP2-4-S/B	16" w x 20" h	Ⓞ 17.25" w x 21.25" h
TRP2-5-S/B	20" w x 24" h	Ⓞ 21.25" w x 25.25" h

code	insert size	assembled dimensions
TRP2-6-S/B	24" w x 36" h	Ⓞ 25.25" w x 37.25" h
TRP2-7-S/B	22" w x 28" h	Ⓞ 23.25" w x 29.25" h
TRP2-8-S/B	24" w x 30" h	Ⓞ 25.25" w x 31.25" h
TRP2-9-S/B	30" w x 40" h	Ⓞ 31.25" w x 41.25" h
TRP2-10-S/B	18" w x 24" h	Ⓞ 19.25" w x 25.25" h

POSTER SNAPPER



- adjustable hanging clips slide along the top rail to match desired spacing
- hanging clips feature both top opening for clear nylon line mount, and recessed pocket for S-hook suspension
- rails snap open and shut for quick graphic changes
- clean, simple, elegant look
- comes in 4 different standard widths: 24", 30", 36", 48"
- custom cut width available up to 60"




TRAPPA LIGHT BOX



- only 1" thick (single-sided only)
- 50,000 hour bulb life
- evenly distributed light via LED diffuser panel
- snap frames allow easy graphic changes
- wall mounting hardware
- power supply with 78" cord
- must ship freight

name	width	height	code	assembled dimensions
Light box 03	24"	36"	LED-SNAP-03-2	Ⓞ 25.75" w x 37.75" h x 1.1" d
Light box 04	30"	40"	LED-SNAP-04-2	Ⓞ 31.75" w x 41.75" h x 1.1" d
Light box 05	36"	48"	LED-SNAP-05-2	Ⓞ 37.75" w x 49.75" h x 1.1" d



Wall Mounted Displays

Vector Frame™ Edge fabric poster displays combine durable, slim 3/4" lightweight aluminum extrusion frames and easy-to-apply push-fit fabric graphics. Custom frame sizes are available.

VECTOR FRAME™ EDGE

Details

- slim, lightweight 3/4" aluminum frame
- easy-to-apply push-fit fabric graphic
- direct to wall mounting
- custom frame sizes available

Size Options

name	code	assembled dimensions
Square 01	VFE-S-01	⊗ 11.8" w x 11.8" h x .79" d
Square 02	VFE-S-02	⊗ 26.3" w x 26.3" h x .79" d
Square 03	VFE-S-03	⊗ 35.43" w x 35.43" h x .79" d
Square 04	VFE-S-04	⊗ 47.24" w x 47.24" h x .79" d
Square 05	VFE-S-05	⊗ 59.06" w x 59.06" h x .79" d
Rectangle 01	VFE-R-01	⊗ 11.8" w x 23.62" h x .79" d
Rectangle 02	VFE-R-02	⊗ 11.8" w x 35.43" h x .79" d
Rectangle 03	VFE-R-03	⊗ 23.62" w x 35.43" h x .79" d
Rectangle 04	VFE-R-04	⊗ 23.62" w x 47.24" h x .79" d



lightweight extrusion frame and easy-to-apply push-fit fabric graphics!




*Use for ads in retail settings
or any type of interior!*





CURVED SYSTEM

■ WALL SIGNS ■ DIRECTORIES ■ PROJECTED & SUSPENDED SIGNS



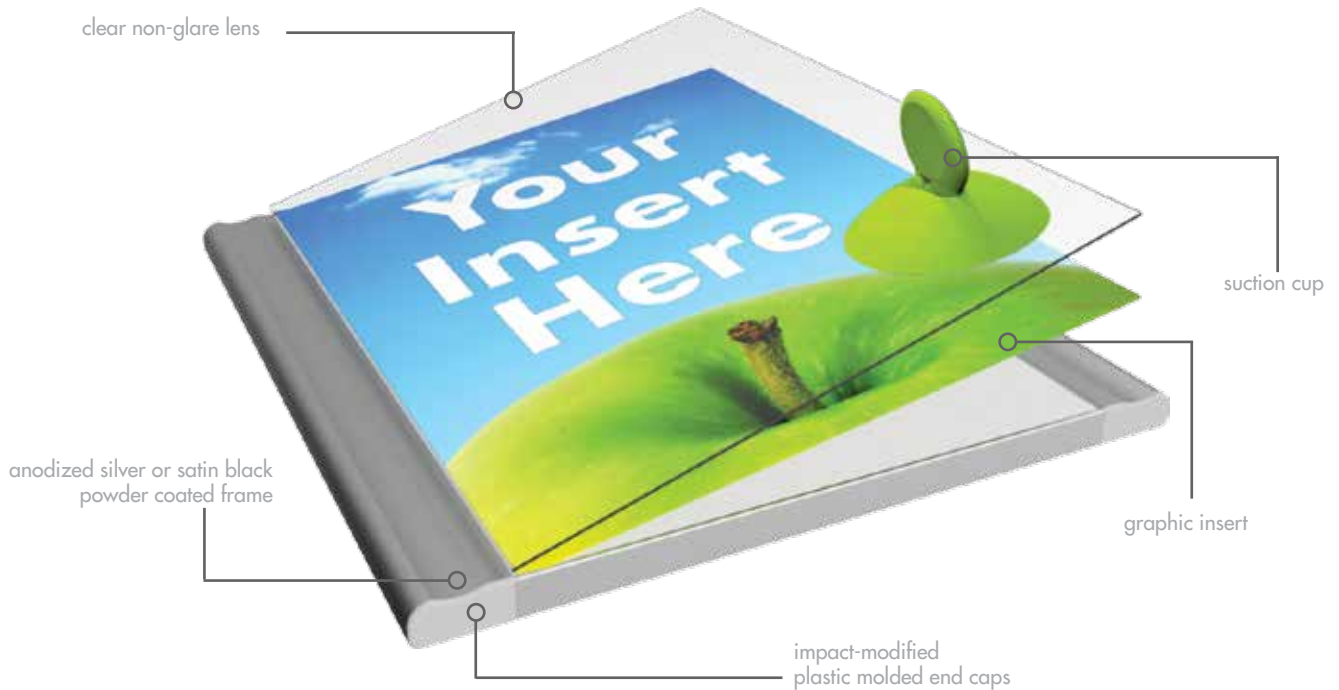
- \\ Aluminum frame extrusions are offered from 4" to 48" wide, at varying heights
- \\ Frames are available in anodized silver or powder coated black
- \\ Plastic end caps are offered in gray or black
- \\ Frames come standard with a clear, non-glare lens
- \\ Tape mounting included, holes are an additional cost
- \\ Custom lengths available





■ WALL SIGNS ■ DIRECTORIES ■ PROJECTED & SUSPENDED SIGNS

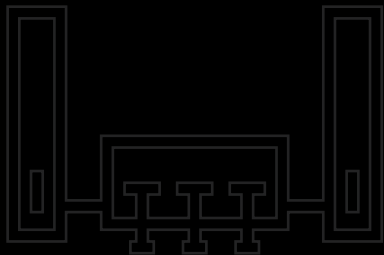
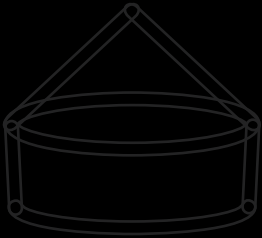
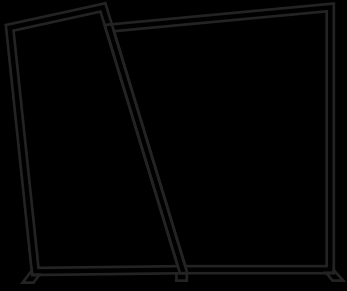
FLAT SYSTEM



- \\ Aluminum frame extrusions are offered from 6" to 32" wide, at varying heights
- \\ Frames include round or square-shaped profile
- \\ Frames are available in anodized silver or powder-coated black
- \\ Plastic end caps are offered in gray or black
- \\ Frames come standard with a clear, non-glare lens
- \\ Tape mounting included, holes are an additional cost
- \\ Custom lengths available

FABRIC

Displays & Structures





MODULATE[®] *magnetic*

Unique & Functional

Modulate® allows for customized configurations of banners and backwalls with the use of **MAGNETIZED** frames. Aluminum tube frames are coupled with zipper pillowcase fabric graphics to create versatile, eye-catching displays.



mix and match multiple uniquely shaped banners

CHOOSE FROM CONVEX, CONCAVE AND STRAIGHT



Simply assemble frames, add graphics and place desired frames next to one another!

magnetized connection



high-powered internal magnets for connection of frames



Mix & Match

CONVEX & CONCAVE SHAPED BANNERS



BANNER 1




BANNER 2



BANNER 3



BANNER 4



BANNER 5



BANNER 6

Size Options

size/name	code	assembled dimensions
Banner 1	MOD-FRM-01-M-TL	60" w x 96" h x 19" d
Banner 2	MOD-FRM-02-M-TL	60" w x 96" h x 19.3" d
Banner 3	MOD-FRM-03-M-TL	35" w x 96" h x 17.72" d
Banner 4	MOD-FRM-04-M-TL	35" w x 96" h x 17.72" d
Banner 5	MOD-FRM-05-M-TL	112.58" w x 92.36" h x 31.23" d
Banner 6	MOD-FRM-06-M-TL	45.74" w x 96" h x 17.72" d
Banner 7	MOD-FRM-07-M-TL	90.78" w x 92" h x 17.72" d
Banner 8	MOD-FRM-08-M-TL	46.7" w x 92" h x 17.72" d
Banner 9	MOD-FRM-09-M-TL	66.74" w x 96" h x 17.72" d
Banner 10	MOD-FRM-10-M-TL	32.74" w x 96" h x 17.72" d
Banner 11	MOD-FRM-11-M-TL	43.74" w x 92" h x 17.72" d
Banner 12	MOD-FRM-12-M-TL	96.34" w x 48.39" h x 17.72" d
Banner 13	MOD-FRM-13-M-TL	48.74" w x 96" h x 17.72" d
Banner 14	MOD-FRM-14-M-TL	96.7" w x 96" h x 17.7" d

MODULATE COUNTER




- magnetic, tubular frame with snap buttons
- fabric graphic attaches via hook and loop around the frame & zips in the back
- internal shelf provides area to store materials
- portable carry bag makes transport simple
- counter top is available in your choice of four color options

code	assembled dimensions
MOD-CNTR-M	31.5" w x 40" h x 23.5" d

Design Your Own Combinations


STRAIGHT BANNERS



BANNER 7



BANNER 8



BANNER 9



BANNER 10



BANNER 11



BANNER 12



BANNER 13



BANNER 14

Accessorize

MODULATE DOOR



door handle

code	assembled dimensions
MOD-DOOR-M	Ⓞ 48" w x 96" h x 1.18" d

ACCENT LADDERS



code	assembled dimensions
MOD-ML-01	Ⓞ 31.5" w x 92.2" h x 23.5" d
MOD-ML-02	Ⓞ 31.5" w x 96.2" h x 23.5" d



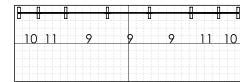
Reconfigure For Your Needs!

If you have a tradeshow schedule where you have multiple size spaces to plan for, Modulate® pre-defined 30' inline kits can reconfigure easily into smaller exhibit sizes with no extra parts or packaging! **MAGNETIC** frames connect quickly and easily. **Maximize your value in a versatile, reconfigurable system.**


CONVERT A 30' INLINE



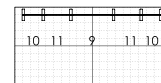
MOD-30-02-M-TL



INTO A 20' INLINE



MOD-20-02-M-TL



OR TWO 10' INLINE DISPLAYS



MOD-10-03-M-TL




MOD-10-04-M-TL



Reconfigure For Your Needs!

CONVERT A 30' INLINE



MOD-30-01-M-TL



INTO A 20' INLINE



MOD-20-01-M-TL
Kit includes banners 3, 6, 5, 6


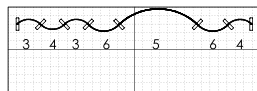
OR TWO 10' INLINE DISPLAYS



MOD-10-01-M-TL
Kit includes banners 4, 6, 3



MOD-10-02-M-TL
Kit includes banners 6, 4, 3



Modulate uses universal, patented magnetic connectors!

CONVERT A 30' INLINE



MOD-30-03-M-TL



INTO A 20' INLINE



MOD-20-03-M-TL
Kit includes banners 11, 10, 7, 10, 11


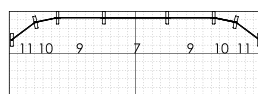
OR TWO 10' INLINE DISPLAYS



MOD-10-05-M-TL
Kit includes banners 11, 10, 11



MOD-10-06-M-TL
Kit includes banners 9 & 10





FORMULATE[®] *essential*

Sleek & Portable

Formulate® Essential banner displays feature basic tubular frames coupled with pillowcase fabric graphics. The economy tube frames come with a one year limited warranty. Simply pull the graphic over the frame.



- standard depth = 14.75"
- offered in seven widths
- straight aluminum tube frame
- rounded corners
- bungee cords for easy assembly
- sturdy feet anchor the display
- comes with single or double-sided pillowcase fabric graphic
- comes with carry bag

code	width	height	assembled dimensions
FMLT-E-S-600-2	23.5"	91.63"	⊗ 25"w x 92"h x 15"d
FMLT-E-S-800-2	31.5"	91.63"	⊗ 33"w x 92"h x 15"d
FMLT-E-S-850-2	33.5"	91.63"	⊗ 35"w x 92"h x 15"d
FMLT-E-S-920-2	36.5"	91.63"	⊗ 37.75"w x 92"h x 15"d
FMLT-E-S-1000-2	39.5"	91.63"	⊗ 40.9"w x 92"h x 15"d
FMLT-E-S-1200-2	47.25"	91.63"	⊗ 48.75"w x 92"h x 15"d
FMLT-E-S-1500-2	59"	91.63"	⊗ 60.5"w x 92"h x 15"d

comes with single or double-sided graphic



bungee corded poles allow for simple assembly



easy-to-apply pillowcase fabric graphics



Essential Displays

FORMULATE ESSENTIAL TABLETOP DISPLAYS

- Formulate® Essential Tabletop economy aluminum tube frames feature bungee cords, rounded corners and come with a one year limited warranty
- simply pull the pillowcase fabric graphic over the frame and zip
- all displays have an overall height of 5' and fit on an 8' wide table and come with a canvas carry bag

size	code	assembled dimensions
8' tabletop	FMLT-ESS-STT-01	72.25" w x 60.25" h x 17.75" d

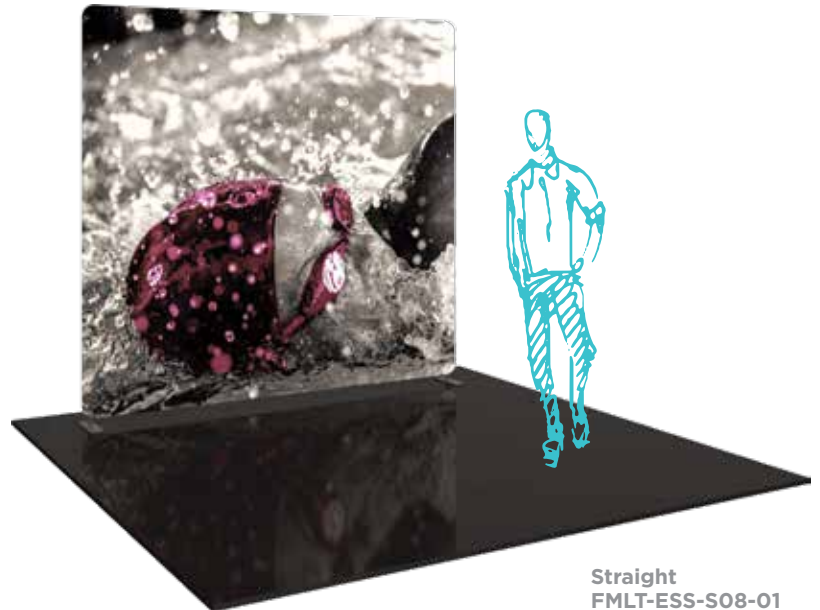


Straight
FMLT-ESS-STT-01

FORMULATE ESSENTIAL 8' DISPLAYS

- Formulate® Essential 8' economy aluminum tube frames feature bungee cords, rounded corners and come with a one year limited warranty
- simply pull the pillowcase fabric graphic over the frame and zip
- all displays come with a canvas carry bag

size	code	assembled dimensions
8' straight	FMLT-ESS-S08-01	98.75" w x 89.25" h x 17.75" d



Straight
FMLT-ESS-S08-01

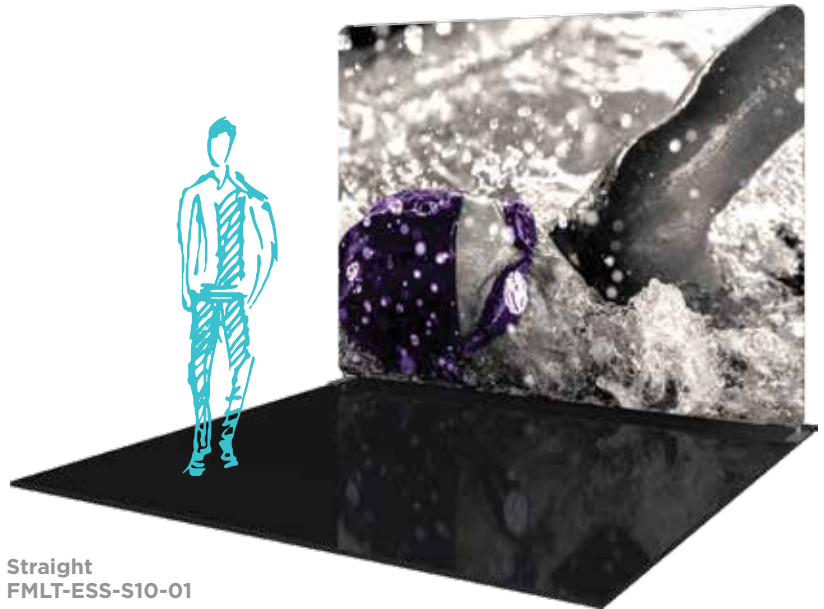
*Easy-to-apply
pillowcase fabric graphics!*

Essential Displays

FORMULATE ESSENTIAL 10' DISPLAYS

- Formulate® Essential 10' economy aluminum tube frames feature bungee cords, rounded corners and come with a one year limited warranty
- simply pull the pillowcase fabric graphic over the frame and zip
- all displays come with a canvas carry bag

size	code	assembled dimensions
10' straight	FMLT-ESS-S10-01	98.75" w x 89.25" h x 17.75" d
10' serpentine curved	FMLT-E-SC10-01	121" w x 89.25" h x 19" d




Straight
FMLT-ESS-S10-01



Bungee corded poles allow for simple assembly



serpentine curved top view



Serpentine Curved
FMLT-ESS-SC10-01



FORMULATE[®] *master*



Stylish & Functional

Sophisticated yet simple, Formulate® Master 8', 10', 12', 15' and 20' Straight, Horizontal Curved, Vertical Curved and Serpentine Curved backwalls combine pillowcase fabric graphics with lightweight aluminum tube frames. Formulate Master displays are more sophisticated and robust than Formulate Essential backwalls and are designed to support a variety of accent ladders and connectors.

choose a backwall shape and size

STRAIGHT, HORIZONTAL CURVED, VERTICAL CURVED AND SERPENTINE CURVED



STRAIGHT

- 8', 10', 12', 15', 20' wide



HORIZONTAL CURVED

- 8', 10', 20' wide



VERTICAL CURVED

- 8', 10', 20' wide



SERPENTINE CURVED

- 20' wide only

Formulate displays add a professional, timeless and stylish appearance!



aluminum tube frames are lightweight for easy push-button assembly



simply pull the zipper pillowcase fabric graphics over the frame



Accessorize

First, choose from Formulate Master 10', 12', 15' & 20' backwalls. Then accessorize to add functionality, shelving and areas for more messaging.

Formulate Master backwall accents provide enhanced functionality and real estate for messaging. Choose from unique and designer options including shelving, surface areas, monitor displays and additional space for messaging.



Impress and add function to your Formulate backwall!

Accent Ladders



ACCENT 01

Pillowcase fabric graphic



ACCENT 02



Three 20" w shelves and top and bottom printed infill panels



ACCENT 03



Choice of right-hand or left-hand arm tables, no table, top and bottom printed infill panels; fits a medium sized monitor*



ACCENT 04

Features a 36" w table top, top and bottom hook & loop applied printed fabric graphics and hardware mounts for a medium sized monitor*



ACCENT 07

Two 30" w shelves and a 36" w fabric counter adds space for small products to be displayed with style

Add illumination! LED display lighting options available




size	code	assembled dimensions
Accent 01	FMLT-WL01	Ⓞ 23.6" w x 92.7" h x 17.7" d
Accent 02	FMLT-WL02	Ⓞ 23.6" w x 92.7" h x 26.6" d
Accent 03	FMLT-WL03-L/R	Ⓞ 23.6" w x 92.7" h x 26.6" d
Accent 04	FMLT-WL04	Ⓞ 37.4" w x 92.4" h x 29.4" d
Accent 07	FMLT-WL07	Ⓞ 36" w x 93.43" h x 18.21" d



Connect

The Formulate® Master Backwall Connector is an ideal accessory to connect two 10' or 20' Formulate backwalls. It features a pillowcase fabric graphic and connects easily to create the appearance of one seamless display.

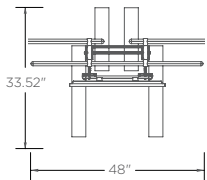


Turn your Formulate backwall into one seamless display



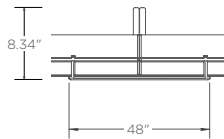
CONNECTOR 03

Pillowcase fabric graphic and monitor mounts for a medium sized monitor*



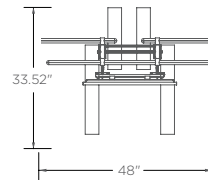
CONNECTOR 04

Pillowcase fabric graphic



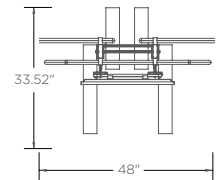
CONNECTOR 05

Pillowcase fabric graphic and monitor mounts for a medium sized monitor*



CONNECTOR 07

Pillowcase fabric graphic and monitor mount for a medium sized monitor*



name	code	assembled dimensions
Backwall Connector	FMLT-WBWC	Ⓞ 48" w x 92.28" h x 33.52" d
Connector 03	FMLT-WBWC-03	Ⓞ 48" w x 92.28" h x 33.52" d
Connector 04	FMLT-WBWC-04	Ⓞ 48" w x 97.05" h x 8.34" d
Connector 05	FMLT-WBWC-05	Ⓞ 48" w x 92.25" h x 33.52" d
Connector 07	FMLT-WBWC-07	Ⓞ 48" w x 92.63" h x 33.52" d


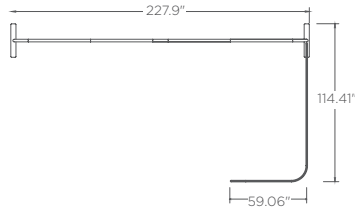
*Monitors not included.



Add a Backwall Accent

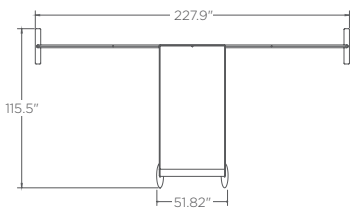
BACKWALL ACCENT 04

- curved
- L-shaped pillowcase divider walls attach to any Formulate Master Straight backwall



BACKWALL ACCENT 05*

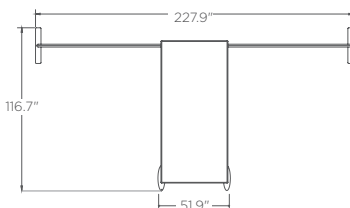
- L-shaped pillowcase fabric graphic attaches to any Formulate Master Straight style backwall
- 48.82"w tabletop included on interior of accent



**only for use in peninsula or island tradeshow spaces*

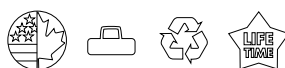
BACKWALL ACCENT 06*

- one straight and one curved panel connect and attach to any Formulate Master Straight style backwall
- 44.94"w x 41.18"h x 14"d laminate counter included on interior of accent provides lockable storage



**only for use in peninsula or island tradeshow spaces*

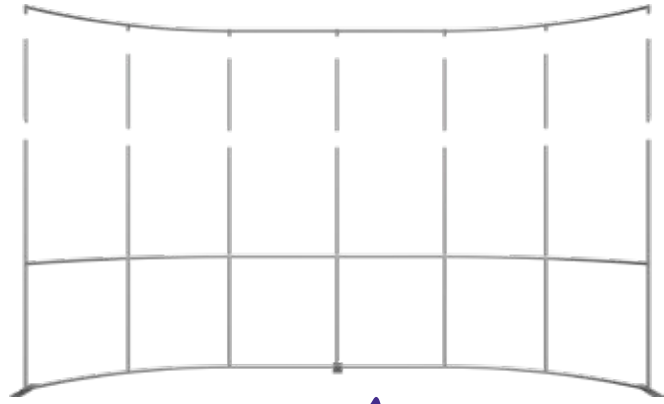
name	code	assembled dimensions
Backwall Accent 04	FMLT-WBWA-04C-L/R	Ⓞ 59.06" w x 35.43" h x 114.41" d
Backwall Accent 05	FMLT-WBWA-05	Ⓞ 51.82" w x 96.87" h x 103.65" d
Backwall Accent 06	FMLT-WBWA-06	Ⓞ 51.9" w x 98.99" h x 107.47" d



Extend

FORMULATE MASTER HEIGHT EXTENDERS


Add height and additional space for messaging with an 8', 10' or 20' wide Horizontal Curved or Straight Extension Kit! Create stunning 10' tall backwall. Convert your 8' backwall to a 10' tall with a 2' extension kit or buy a 10' tall kit.



extension kits add two feet!

name	code	assembled dimensions
8' / 10' Straight	FMLT-10FT-EXT-3	Ⓞ 1.37" w x 30.34" h x 1.16" d
8' Horizontal Curved	FMLT-10FT-EXT-3-HC	Ⓞ 1.37" w x 30.34" h x 1.16" d
10' Horizontal Curved	FMLT-10FT-EXT-4-HC	Ⓞ 1.37" w x 30.34" h x 1.16" d
20' Straight	FMLT-10FT-EXT-5	Ⓞ 1.37" w x 30.34" h x 1.16" d
20' Horizontal Curved	FMLT-10FT-EXT-7-HC	Ⓞ 1.37" w x 30.34" h x 1.16" d


Take your exhibit to new heights!



20'W X 10'H KITS
HORIZONTAL & STRAIGHT



10'W X 10'H KITS
HORIZONTAL & STRAIGHT



8'W X 10'H KITS
HORIZONTAL & STRAIGHT

name	code	assembled dimensions
20'w Extended Height Horizontal	FMLT-WH2010	Ⓞ 226.6" w x 120.5" h x 38.38" d
20'w Extended Height Straight	FMLT-WS2010	Ⓞ 234.75" w x 120.5" h x 25.59" d
10'w Horizontal	FMLT-WH1010	Ⓞ 111.84" w x 120.5" h x 22.37" d
10'w Straight	FMLT-WS1010	Ⓞ 116.69" w x 120.5" h x 17.72" d
8'w Horizontal	FMLT-WH0810	Ⓞ 90.12" w x 120.5" h x 17.9" d
8'w Straight	FMLT-WS0810	Ⓞ 92.78" w x 120.5" h x 17.72" d



Vibrant & Dazzling

Formulate® Backlit kits feature a 50mm straight tubular frame, LED curtain lights, which attach at the top and bottom of the frame, and a pillowcase stretch fabric graphic.

Illuminate and draw attention!

FORMULATE BACKLIT KITS




Details


- offered in 3', 5' & 8' widths, all 8'h
- tube frames feature spigot assembly
- LED light curtains attach to the frame
- pillowcase fabric graphic slips over frame
- ships in OCE-2 case

Size Options

name	code	assembled dimensions
3' Backlit kit	FMLT-BL-WS3-01	Ⓞ 34.69" w x 92" h x 25.59" d
5' Backlit kit	FMLT-BL-WS5-01	Ⓞ 61.75" w x 92" h x 26.63" d
8' Backlit kit	FMLT-BL-WS8-01	Ⓞ 90" w x 92" h x 26.63" d



illuminated LED light curtain →



Set up the frame



Add the LED curtain lights



Slip on the fabric graphic



Versatile & Simple


FORMULATE LITE

Details

- portable, versatile 8' by 10' fabric back drop
- converts easily from landscape/horizontal to portrait/vertical configuration
- sturdy, lightweight 30mm aluminum frame with push-buttons
- fabric graphic stretches over the corners of the frame to attach
- comes with carry bag




back view



name	code	assembled dimensions
8'/10' lite display	FMLT-LT-01	Ⓞ 114" w x 92" h x 18.3" d

Portrait or landscape orientation!



FORMULATE TABLETOP




Details

- straight and vertical curved configurations
- tube frames feature snap button connections
- pillowcase fabric graphic slides over the frame

Size Options

name	code	assembled dimensions
tabletop 01	FMLT-WTT-V01	Ⓞ 61.96" w x 45.36" h x 15.72" d
tabletop 03	FMLT-WTT-V03	Ⓞ 61.96" w x 45.49" h x 25.19" d
tabletop 04	FMLT-WTT-S01	Ⓞ 64.72" w x 46.81" h x 17.71" d



flat feet for support

*Monitors not included.



Formulate Master | Lite & Tabletop



FORMULATE[®] *designer series*



Modern & Sophisticated

Formulate® Designer Series exhibits and structures feature unique stylistic elements, making them modern and sophisticated. Kits couple lightweight aluminum frames with push-fit and zipper pillowcase fabric graphics.



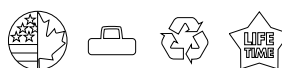
aluminum tube frames are lightweight for easy push-button assembly



aluminum tube frames are lightweight for easy push-button assembly



kits come in OCE-2, OCH or OCL hard shipping cases



10' Displays

10' FORMULATE DESIGNER SERIES

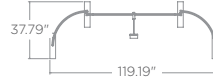
Formulate® Designer Series 10' displays have unique stylistic features and shapes, are portable and easy to assemble. Aluminum tube frames feature snap-buttons and are coupled with zipper pillowcase fabric graphics. Displays come in portable, wheeled transit cases.



KIT 01*



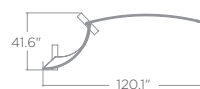
KIT 02



KIT 03



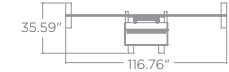
KIT 04



KIT 05



KIT 06*



name	code	assembled dimensions
kit 01	FMLT-DS-10-01	@ 116.3" w x 97.42" h x 50.1" d
kit 02	FMLT-DS-10-02	@ 119.19" w x 105.41" h x 37.79" d
kit 03	FMLT-DS-10-03	@ 119.95" w x 98.36" h x 17.7" d
kit 04	FMLT-DS-10-04	@ 120.01" w x 98.17" h x 41.6" d
kit 05	FMLT-DS-10-05	@ 116.9" w x 98.27" h x 29.8" d
kit 06	FMLT-DS-10-06	@ 116.76" w x 98.62" h x 35.59" d

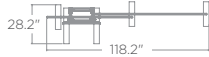


10' Displays

Stand out with unique styling features!



KIT 07*



KIT 08*



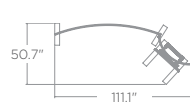
KIT 09*



KIT 10*



KIT 11*

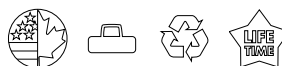


KIT 13



name	code	assembled dimensions
kit 07	FMLT-DS-10-07	⊙ 118.2" w x 98.22" h x 28.2" d
kit 08	FMLT-DS-10-08	⊙ 117.2" w x 97.41" h x 32.5" d
kit 09	FMLT-DS-10-09	⊙ 118.4" w x 98.32" h x 28.5" d
kit 10	FMLT-DS-10-10	⊙ 115.4" w x 98.28" h x 36.5" d
kit 11	FMLT-DS-10-11	⊙ 111" w x 96" h x 50.7" d
kit 13	FMLT-DS-10-13	⊙ 114" w x 90.89" h x 25.59" d

*Monitors not included.



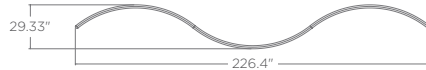
20' Displays

20' FORMULATE DESIGNER SERIES

Formulate® Designer Series 20' & 30' inline exhibits feature unique stylistic elements, making them modern and sophisticated. Formulate Designer Series structures couple lightweight aluminum tube frames with stretch, zipper pillowcase fabric graphics.



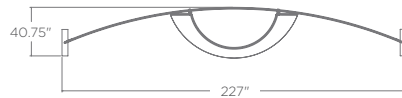
KIT 01



KIT 02



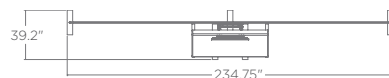
KIT 03



KIT 04



KIT 05*



name	code	assembled dimensions
kit 01	FMLT-DS-20-01	Ⓞ, 226.4"w x 96"h x 29.33"d
kit 02	FMLT-DS-20-02	Ⓞ, 230"w x 96"h x 40"d
kit 03	FMLT-DS-20-03	Ⓞ, 227"w x 96"h x 40.75"d
kit 04	FMLT-DS-20-04	Ⓞ, 234.77"w x 96"h x 17.72"d
kit 05	FMLT-DS-20-05	Ⓞ, 234.75"w x 98.41"h x 39.2"d



20' Displays

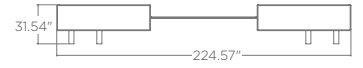
Professional exhibit solutions!



KIT 06*



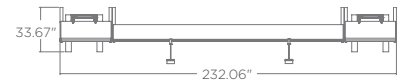
KIT 07*



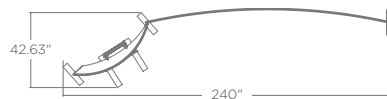
KIT 08*



KIT 12*



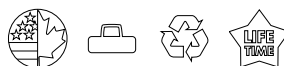
KIT 13*



name	code	assembled dimensions
kit 06	FMLT-DS-20-06	⊙ 233" w x 96" h x 27.58" d
kit 07	FMLT-DS-20-07	⊙ 224.57" w x 96" h x 31.54" d
kit 08	FMLT-DS-20-08	⊙ 235.98" w x 96" h x 27.36" d
kit 12	FMLT-DS-20-12	⊙ 232.06" w x 96" h x 33.67" d
kit 13	FMLT-DS-20-13	⊙ 240" w x 96" h x 42.63" d

Add lights, literature holders and accessories

*Monitors not included.



Formulate® Designer Series

30' Displays

30' FORMULATE DESIGNER SERIES

Formulate® Designer Series 30' inline exhibits feature unique stylistic elements, making them modern and sophisticated. Formulate Designer Series structures couple lightweight aluminum tube frames with stretch, zipper pillowcase fabric graphics.



KIT 01



KIT 03



KIT 04



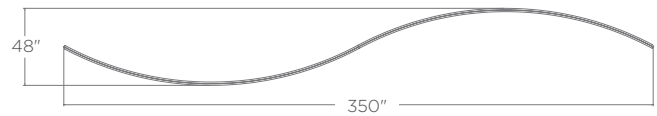
30' Displays



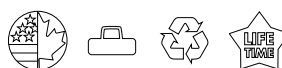
KIT 05



KIT 06



name	code	assembled dimensions
kit 01	FMLT-DS-30-01	Ⓞ 352.82" w x 91.97" h x 25.59" d
kit 03	FMLT-DS-30-03	Ⓞ 350.07" w x 92" h x 36.04" d
kit 04	FMLT-DS-30-04	Ⓞ 350.05" w x 91.84" h x 23.97" d
kit 05	FMLT-DS-30-05	Ⓞ 342.39" w x 96" h x 17.72" d
kit 06	FMLT-DS-30-06	Ⓞ 350" w x 92" h x 48" d






FORMULATE[®] *fusion*



Dynamic & Commanding

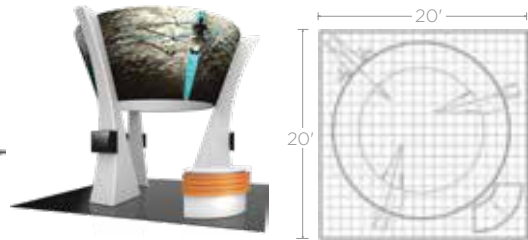
Formulate® Fusion Island Exhibits combine organic and architectural shapes that elevate and accentuate a message and brand to stand out in any trade show or event environment. Fabric combines with form and function, creating organic and unique architectural structures that come with state-of-the-art zipper pillowcase fabric graphics.



KIT 05 *R*

- fabric covered tower centerpiece, zippered white fabric columns, laminate counter, three monitor mounts* and 1 woodcrate
- combines 50mm aluminum tubing w/ heavy-duty spigot connectors with state-of-the-art zipper pillowcase fabric graphics
- laminate counter with UV printed slat walls provides a welcoming reception area and lockable storage

name	code	assembled dimensions
kit 05	CFAB-K-05	Ⓜ 240" w x 216" h x 240" d



KIT 06

- fabric center tower structure, two side fabric tower structures, rigid graphic accents, CHIP-WALL conference wall, oval counter, five monitor mounts* and 1 woodcrate
- combines 50mm aluminum tubing w/ heavy-duty spigot connector with state-of-the-art zipper pillowcase fabric graphics

name	code	assembled dimensions
kit 05	CFAB-K-05	Ⓜ 240" w x 216" h x 240" d


*Monitors not included.



Formulate® Fusion

115

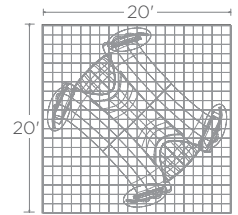
20' x 20' Island Exhibit Kits



KIT 07*

- aluminum tube frames and zipper pillowcase fabric graphics for the two arch structures, three fabric accents in between arches, six shelves, two monitor mounts* and 1 WOODCRATE-H
- combines state-of-the-art zipper pillowcase fabric graphics with advanced lightweight aluminum tubing

name	code	assembled dimensions
kit 07	CFAB-K-07	@, 240"w x 240"d



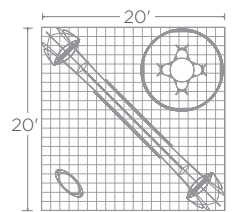
KIT 08

- lightweight, aluminum tube frames and zipper pillowcase fabric graphics for the arch structure and four accent graphics
- structural illuminated accents are 42"w x 105"h and feature three 29.5" illuminated squares each
- tubular/fabric conference room
- oval counter

name	code	assembled dimensions
kit 08	CFAB-K-08	@, 240"w x 240"d



Illuminated squares



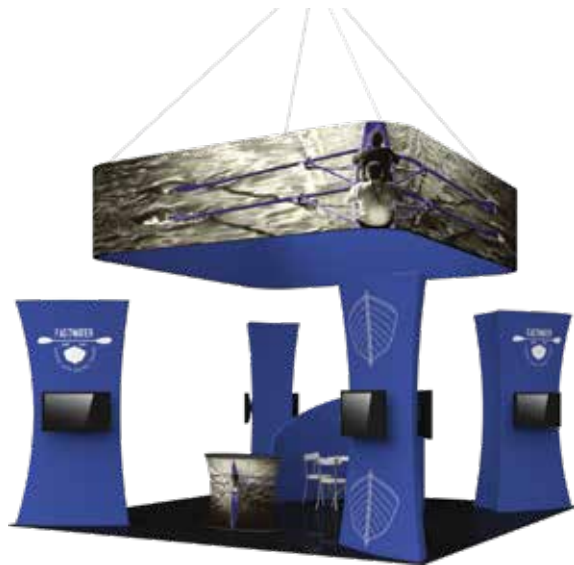
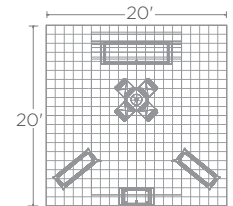
20' x 20' Island Exhibit Kits



KIT 09

- combines state-of-the-art zipper pillowcase fabric graphics with advanced lightweight aluminum tubing
- I-shaped structure features a roof-top that extends 18' into exhibit space
- structurally supported by laminated counter and anchors to two accent walls
- two double-sided fabric graphic walls set at a 45 degree angle

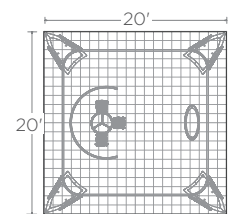
name	code	assembled dimensions
kit 09	CFAB-K-09	@, 240" w x 240" d



KIT 10*

- combines state-of-the-art zipper pillowcase fabric graphics with advanced lightweight aluminum tubing
- rounded corner 16' square hanging structure; requires rigging
- four 10' tall, 5' wide towers anchor to each corner
- each tower includes two medium monitor mounts* which hold 32"-55" monitors
- semi-private fabric meeting space
- freestanding pillar-shaped fabric counter

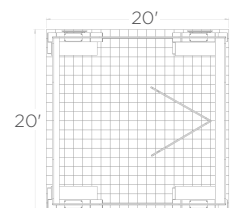
name	code	assembled dimensions
kit 10	CFAB-K-10	@, 240" w x 240" d



KIT 11*

- trapezoidal-shaped fabric structure rests above four mirrored trapezoidal-shaped corner towers
- four wood counters stand in front of towers
- four towers feature areas for large TV monitors facing the aisles; monitor mounts* included
- two L-shaped fabric dividers for semi-private meetings

name	code	assembled dimensions
kit 11	CFAB-K-11	@, 240" w x 240" d



*Monitors & furniture not included.



Formulate[®] Fusion

117

Add a Counter!

Formulate® counters couple lightweight hardware with state-of-the-art printed stretch silicone edge push-fit fabric graphics to create funky and functional reception stands.



PILLAR *R*



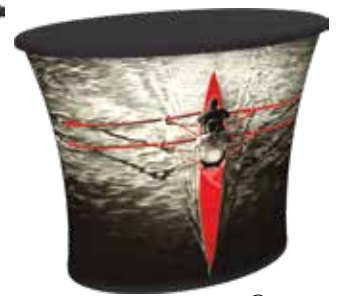
HALF MOON



ELLIPSE *R*



BULLET



OVAL *R*




BAR 02



BAR 03



BAR 04



BAR 05



BAR 06



BAR 07

name	code	assembled dimensions
Pillar	W-01-C	Ⓞ 31.5" w x 38" h x 15.75" d
Half moon	W-02-C	Ⓞ 42" w x 38" h x 18" d
Ellipse	W-03-C	Ⓞ 46" w x 38" h x 20" d
Bullet	W-04-C	Ⓞ 46" w x 38" h x 20" d
Oval	W-05-C	Ⓞ 47.28" w x 38" h x 23.75" d

name	code	assembled dimensions
Bar 02	W-06-C-02	Ⓞ 83.5" w x 37.8" h x 34.13" d
Bar 03	W-06-C-03	Ⓞ 110" w x 37.8" h x 24" d
Bar 04	W-06-C-04	Ⓞ 120" w x 37.8" h x 24" d
Bar 05	W-06-C-05	Ⓞ 120" w x 37.8" h x 24" d
Bar 06	W-06-C-06	Ⓞ 120" w x 37.8" h x 24" d
Bar 07	W-06-C-07	Ⓞ 120" w x 37.8" h x 24" d



The industry's choice
FOR CUSTOM DISPLAYS



UNIQUELY DESIGNED | CUSTOM BUILT

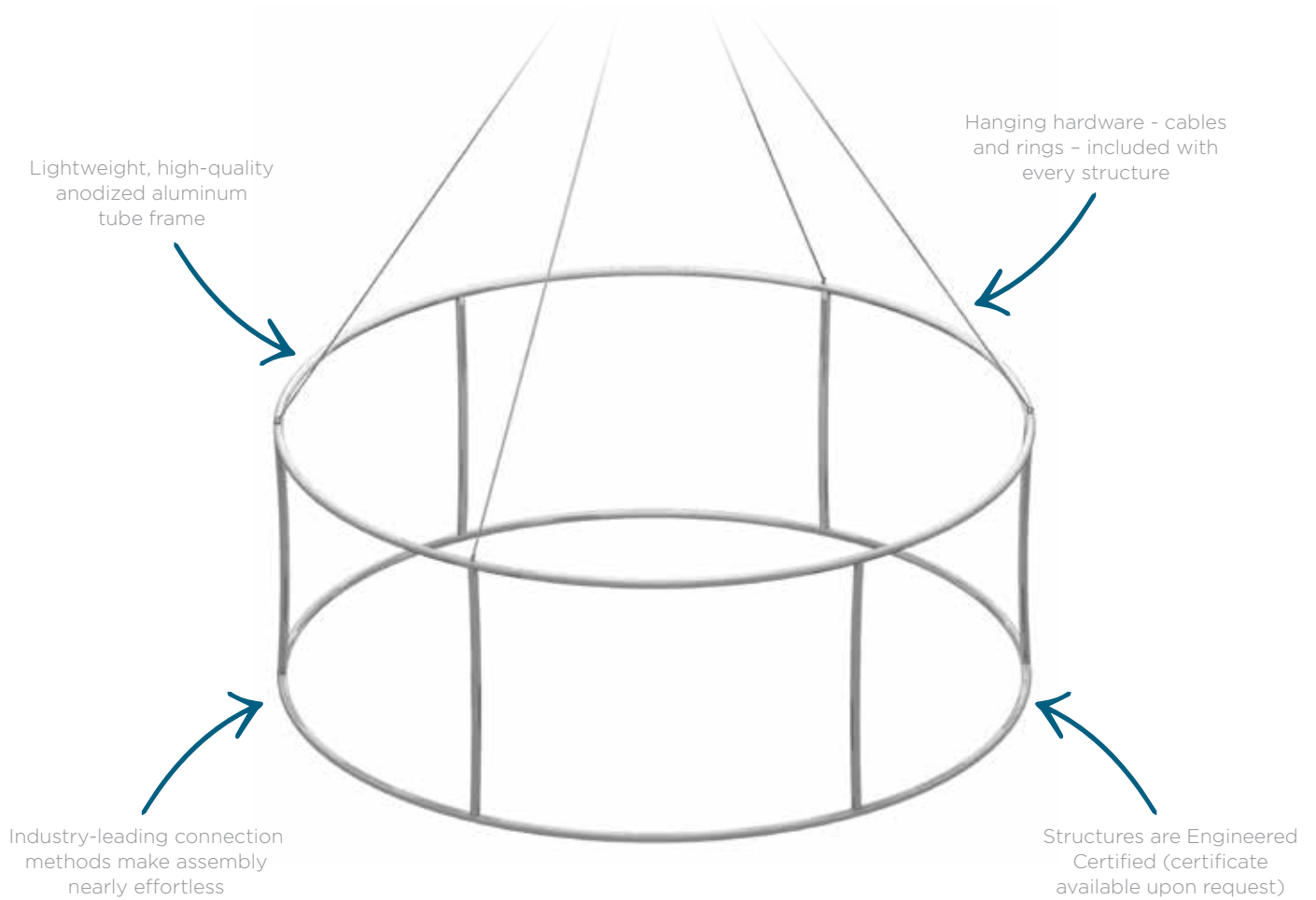


FORMULATE®

hanging + architectural structures

Impressive & Striking

Formulate® Hanging Structures and signs are ideal for attracting attention or for use as a focal point at an event or in an interior space by projecting messaging from all angles and drawing the eye to a brand! Available in three collections including Essential (economy), Master (mid-range) and Custom (premium), it is easy to find the hanging sign that fits your need.



graphic options

BLANK, SINGLE-SIDED, DOUBLE-SIDED AND ZIP-IN
BLANK AND PRINTED BOTTOM PANELS



Essential Hanging Structures


RING



double-sided
graphic




bottom
graphic



size	code
8' dia. x 2'h	ESS-RNG-0802-2
8' dia. x 3'h	ESS-RNG-0803-2
8' dia. x 4'h	ESS-RNG-0804-2
10' dia. x 2'h	ESS-RNG-1002-2
10' dia. x 3'h	ESS-RNG-1003-2
10' dia. x 4'h	ESS-RNG-1004-2
12' dia. x 2'h	ESS-RNG-1202-2
12' dia. x 3'h	ESS-RNG-1203-2
12' dia. x 4'h	ESS-RNG-1204-2

SQUARE



double-sided
graphic



bottom
graphic



size	code
8'w x 2'h	ESS-SQU-0802-2
8'w x 3'h	ESS-SQU-0803-2
8'w x 4'h	ESS-SQU-0804-2
10'w x 2'h	ESS-SQU-1002-2
10'w x 3'h	ESS-SQU-1003-2
10'w x 4'h	ESS-SQU-1004-2
12'w x 2'h	ESS-SQU-1202-2
12'w x 3'h	ESS-SQU-1203-2
12'w x 4'h	ESS-SQU-1204-2



Master Hanging Structures

RING

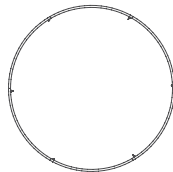


double-sided graphic




bottom graphic

8' diam. x 2'h/3'h/4'h/5'h/6'h
 10' diam. x 2'h/3'h/4'h/5'h/6'h
 12' diam. x 2'h/3'h/4'h/5'h/6'h
 14' diam. x 2'h/3'h/4'h/5'h/6'h
 16' diam. x 2'h/3'h/4'h/5'h/6'h
 18' diam. x 2'h/3'h/4'h/5'h/6'h
 20' diam. x 2'h/3'h/4'h/5'h/6'h




CUBE



illuminated cube

3'w x 3'h
 4'w x 4'h
 6'w x 6'h
 8'w x 8'h
 10'w x 10'h



*illuminated cube also available

SQUARE

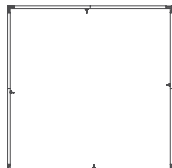


double-sided graphic




bottom graphic

8'w x 2'h/3'h/4'h/5'h/6'h
 10'w x 2'h/3'h/4'h/5'h/6'h
 12'w x 2'h/3'h/4'h/5'h/6'h
 14'w x 2'h/3'h/4'h/5'h/6'h
 16'w x 2'h/3'h/4'h/5'h/6'h
 18'w x 2'h/3'h/4'h/5'h/6'h
 20'w x 2'h/3'h/4'h/5'h/6'h

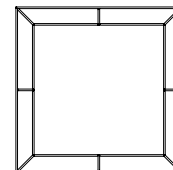


TAPERED SQUARE




double-sided graphic

8'w x 2'h/3'h/4'h/5'h/6'h
 10'w x 2'h/3'h/4'h/5'h/6'h
 12'w x 2'h/3'h/4'h/5'h/6'h
 14'w x 2'h/3'h/4'h/5'h/6'h
 16'w x 2'h/3'h/4'h/5'h/6'h
 18'w x 2'h/3'h/4'h/5'h/6'h
 20'w x 2'h/3'h/4'h/5'h/6'h



Master Hanging Structures

TRIANGLE



double-sided graphic



bottom graphic

8'w x 2'h/3'h/4'h/5'h/6'h
10'w x 2'h/3'h/4'h/5'h/6'h
12'w x 2'h/3'h/4'h/5'h/6'h
14'w x 2'h/3'h/4'h/5'h/6'h
16'w x 2'h/3'h/4'h/5'h/6'h
18'w x 2'h/3'h/4'h/5'h/6'h
20'w x 2'h/3'h/4'h/5'h/6'h


CONVEX TRIANGLE (SHIELD)



double-sided graphic

8'w x 2'h/3'h/4'h/5'h/6'h
10'w x 2'h/3'h/4'h/5'h/6'h
12'w x 2'h/3'h/4'h/5'h/6'h
14'w x 2'h/3'h/4'h/5'h/6'h
16'w x 2'h/3'h/4'h/5'h/6'h
18'w x 2'h/3'h/4'h/5'h/6'h
20'w x 2'h/3'h/4'h/5'h/6'h


PINWHEEL



double-sided graphic

8'w x 2'h/3'h/4'h/5'h/6'h
10'w x 2'h/3'h/4'h/5'h/6'h
12'w x 2'h/3'h/4'h/5'h/6'h
14'w x 2'h/3'h/4'h/5'h/6'h
16'w x 2'h/3'h/4'h/5'h/6'h
18'w x 2'h/3'h/4'h/5'h/6'h
20'w x 2'h/3'h/4'h/5'h/6'h

FOOTBALL



double-sided graphic

8'w x 2'h/3'h/4'h/5'h/6'h
10'w x 2'h/3'h/4'h/5'h/6'h
12'w x 2'h/3'h/4'h/5'h/6'h
14'w x 2'h/3'h/4'h/5'h/6'h
16'w x 2'h/3'h/4'h/5'h/6'h
18'w x 2'h/3'h/4'h/5'h/6'h
20'w x 2'h/3'h/4'h/5'h/6'h

CURVE



8'w x 2'h/3'h/4'h/5'h/6'h
10'w x 2'h/3'h/4'h/5'h/6'h
12'w x 2'h/3'h/4'h/5'h/6'h
14'w x 2'h/3'h/4'h/5'h/6'h
16'w x 2'h/3'h/4'h/5'h/6'h
18'w x 2'h/3'h/4'h/5'h/6'h
20'w x 2'h/3'h/4'h/5'h/6'h

PANEL



8'w x 2'h/3'h/4'h/5'h/6'h
10'w x 2'h/3'h/4'h/5'h/6'h
12'w x 2'h/3'h/4'h/5'h/6'h
14'w x 2'h/3'h/4'h/5'h/6'h
16'w x 2'h/3'h/4'h/5'h/6'h
18'w x 2'h/3'h/4'h/5'h/6'h
20'w x 2'h/3'h/4'h/5'h/6'h



Master Hanging Structures

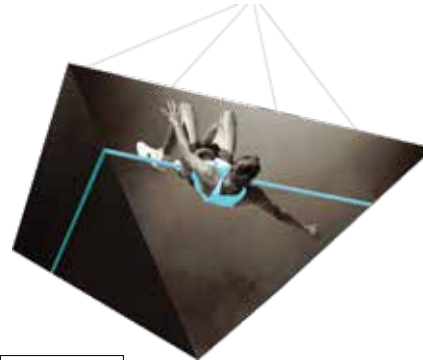
RECTANGLE



double-sided graphic


8'w x 2'h/3'h/4'h/5'h/6'h
 10'w x 2'h/3'h/4'h/5'h/6'h
 12'w x 2'h/3'h/4'h/5'h/6'h
 14'w x 2'h/3'h/4'h/5'h/6'h
 16'w x 2'h/3'h/4'h/5'h/6'h
 18'w x 2'h/3'h/4'h/5'h/6'h
 20'w x 2'h/3'h/4'h/5'h/6'h

FOUR-SIDED PYRAMID



10'w x 5'h
 12'w x 6'h
 16'w x 8'h
 20'w x 10'h

RECTANGLE



double-sided graphic

8'w x 2'h/3'h/4'h/5'h/6'h
 10'w x 2'h/3'h/4'h/5'h/6'h
 12'w x 2'h/3'h/4'h/5'h/6'h
 14'w x 2'h/3'h/4'h/5'h/6'h
 16'w x 2'h/3'h/4'h/5'h/6'h

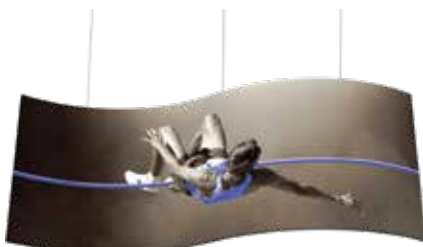
DISC



bottom graphic

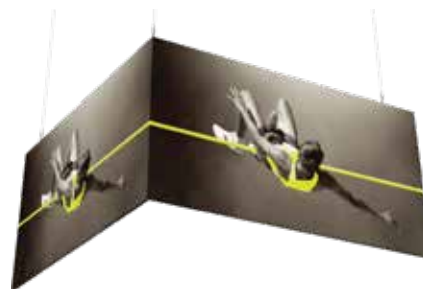
8' diameter
 10' diameter
 12' diameter
 14' diameter
 16' diameter
 18' diameter
 20' diameter

S-CURVE



8'w x 2'h/3'h/4'h/5'h/6'h
 10'w x 2'h/3'h/4'h/5'h/6'h
 12'w x 2'h/3'h/4'h/5'h/6'h
 14'w x 2'h/3'h/4'h/5'h/6'h
 16'w x 2'h/3'h/4'h/5'h/6'h
 18'w x 2'h/3'h/4'h/5'h/6'h
 20'w x 2'h/3'h/4'h/5'h/6'h

L-SHAPED



8'w x 8'l x 3'h
 8'w x 8'l x 3'h
 10'w x 10'l x 3'h
 10'w x 10'l x 4'h
 12'w x 12'l x 3'h
 12'w x 12'l x 4'h



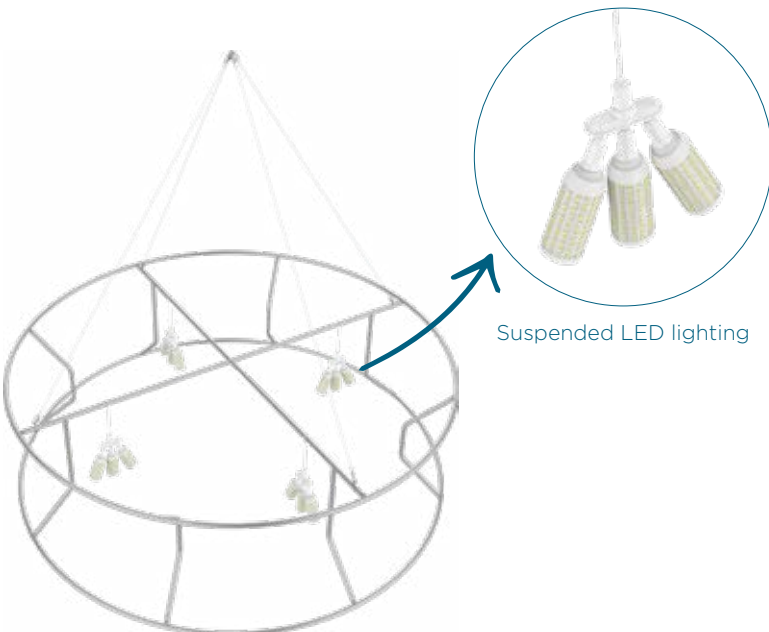
Master Backlit Hanging Structures

Grab attention from everyone at any event with Formulate® Backlit Ring Hanging Structures. This glowing structure mounts to the ceiling, and features a centered LED light within that makes messaging stand out. Simply zip the double-sided pillowcase fabric over the lightweight aluminum tube frame for a convenient setup.

RING



zipper pillowcase fabric graphic with bottom panel



Details

- ring hanging structure
- constructed with 30mm (1 1/8") tubes and push-button connectors for simple assembly
- LED lighting is suspended in the middle of the structure
- engineer certified (structural engineer certificate available upon request)
- zipper pillowcase fabric graphic with bottom panel
- comes with hanging cables
- collapses to a fraction of its size and easy to store & ship
- comes in a box or case

size	code
8' dia. x 3'h	RNG-BL-0803
8' dia. x 4'h	RNG-BL-0804
10' dia. x 3'h	RNG-BL-1003
10' dia. x 4'h	RNG-BL-1004
12' dia. x 3'h	RNG-BL-1203
12' dia. x 4'h	RNG-BL-1204

Master Backlit Hanging Structures

Showcase branding and messaging with Formulate® Backlit Square Hanging Structures, which feature LED lighting in the center of the structure. Easily assemble the frame, zip the pillowcase fabric graphic over the lightweight aluminum tube structure, turn on the light and illuminate!

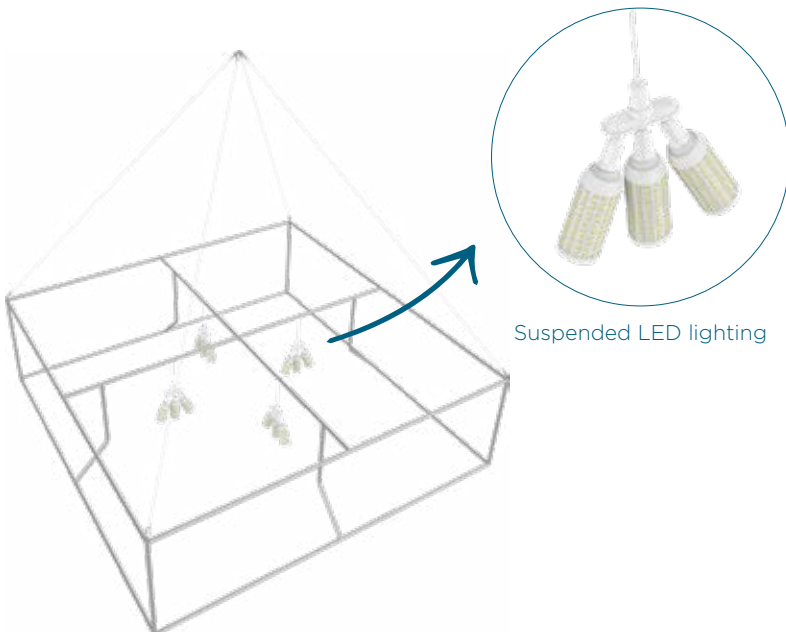
SQUARE



zipper pillowcase fabric graphic with bottom panel

Details

- square hanging structure
- constructed with 30mm (1 1/8") tubes and push-button connectors for simple assembly
- LED lighting is suspended in the middle of the structure
- engineer certified (structural engineer certificate available upon request)
- zipper pillowcase fabric graphic with bottom panel
- comes with hanging cables
- collapses to a fraction of its size and easy to store & ship
- comes in a box or case



size	code
8'w x 3'h	SQU-BL-0803
8'w x 4'h	SQU-BL-0804
10'w x 3'h	SQU-BL-1003
10'w x 4'h	SQU-BL-1004
12'w x 3'h	SQU-BL-1203
12'w x 4'h	SQU-BL-1204



Funnels

Versatile Formulate® Funnels transform any environment through form, fabric and lighting. Formulate Funnels have an hourglass shape, come in 20', 16' and 12' heights and have 8' diameters at the top and 3 1/2' diameters at the bottom. Funnels feature a heavy-duty, wooden base and silver brushed coated truss interior to create a dynamic, towering structure that commands attention. Fabric graphics feature a zipper at the top and a silicone edge at the bottom for easy assembly.

FORMULATE FUNNELS

size	name	code	assembled dimensions
20'h	Funnel 01	FUN-01	Ⓞ 98.5"w x 237"h x 98.5"d
16'h	Funnel 02	FUN-02	Ⓞ 98.5"w x 188.41"h x 98.5"d
12'h	Funnel 03	FUN-03	Ⓞ 98.5"w x 140.97"h x 98.5"d
16'h	Funnel 04	FUN-04	Ⓞ 98.5"w x 188.42"h



20' FUNNEL



16' FUNNEL *R*



12' FUNNEL



16' FUNNEL



Silicone edge at the bottom of the graphic for easy assembly



Towers

Mix and match the Formulate® line of towers to add architecture and drama to any event or interior space. Cylinder-shaped, Rectangular-shaped and Shield-shaped towers come in 12', 10' and 8' heights and 3' square/diameters at the tops and bottoms. They combine the latest developments in fabric printed technology with aluminum tube frames to add dimension, décor and sculpture to any event, stage set, tradeshow booth or interior space. Custom sizes also available.

Custom sizes available!

FORMULATE TOWERS

size	name	code	assembled dimensions
3' x 12'	Four Sided Tower 01	COL-01	Ⓞ 36" w x 144" h x 36" d
3' x 10'	Four Sided Tower 02	COL-02	Ⓞ 36" w x 120" h x 36" d
3' x 8'	Four Sided Tower 03	COL-03	Ⓞ 36" w x 96" h x 36" d
3' x 12'	Backlit Four Sided Tower 01	COL-01-BL	Ⓞ 36" w x 144" h x 36" d
3' x 10'	Backlit Four Sided Tower 02	COL-02-BL	Ⓞ 36" w x 120" h x 36" d
3' x 8'	Backlit Four Sided Tower 03	COL-03-BL	Ⓞ 36" w x 96" h x 36" d



12' FOUR
SIDED TOWER



10' FOUR
SIDED TOWER *R*



8' FOUR
SIDED TOWER



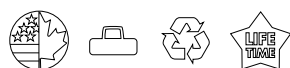
12' BACKLIT
FOUR SIDED
TOWER



10' BACKLIT
FOUR SIDED
TOWER



8' BACKLIT
FOUR SIDED
TOWER



Towers

Mix and match the Formulate line of towers to add architecture and drama to any event or interior space. Cylinder, Rectangular and Shield-shaped towers come in 12', 10' and 8' heights and 3' square/diameters at the tops and bottoms.

size	name	code	assembled dimensions
10'h	Tower 02	TOWER-02	Ⓞ 60.15" w x 120" h x 54.48" d
12'h	Shield Tower 03	SHD-TOWER-03	Ⓞ 35.92" w x 144" h x 59.42" d
10'h	Shield Tower 02	SHD-TOWER-02	Ⓞ 36" w x 120" h x 59.5" d
8'h	Shield Tower 01	SHD-TOWER-01	Ⓞ 35.92" w x 96" h x 59.42" d
12'h	Cylinder Tower 01	CYL-01	Ⓞ 36" w x 144" h x 36" d
10'h	Cylinder Tower 02	CYL-02	Ⓞ 36" w x 120" h x 36" d
8'h	Cylinder Tower 03	CYL-03	Ⓞ 36" w x 9" h x 36" d



10' TOWER

Also available without shelving



12' SHIELD TOWER



10' SHIELD TOWER



8' SHIELD TOWER



12' CYLINDER TOWER



10' CYLINDER TOWER



8' CYLINDER TOWER



Stackable Cubes

Enhance brand visibility in a fun and unique way with the Formulate® Backlit Cube. Made with a tube structure and encased in a pillowcase fabric graphic, it's lightweight, easy to assemble and transport for multiple events. The LED lighting gives your visuals and messaging the pop it needs to stand out. Choose a standalone cube or stack several together for an eye-catching display.

FORMULATE BACKLIT CUBE

Details

- stackable Formulate® Fabric Illuminated Cube
- LED lighting is suspended in the middle of the cube
- zipper pillowcase fabric fits over lightweight tube structure
- closed on all sides, with opening on bottom for power cord
- easy set up and display; convenient to bring to multiple events
- modular plug-in cord allows up to 10 backlit cubes to be daisy chained together



LED lighting is suspended in the middle of the cube

stackable!



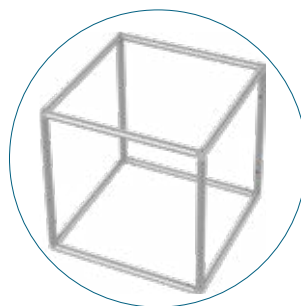
name	code	assembled dimensions
Formulate Backlit Cube	CUBE-2X2-BL	24" w x 24" h x 24" d

Choose a standalone cube or stack up to 10 together

FORMULATE CUBE NEW

Details

- stackable Formulate® Fabric Cube
- zipper pillowcase fabric fits over lightweight tube structure
- closed on all sides
- easy set up and display; convenient to bring to multiple events



lightweight tube structure



name	code	assembled dimensions
Formulate Backlit Cube	CUBE-2X2-BL	24" w x 24" h x 24" d
Formulate Cube	CUBE-2X2	24" w x 24" h x 24" d

Lightweight and easy to set up!



find the perfect
FABRIC OR MODULAR DISPLAY




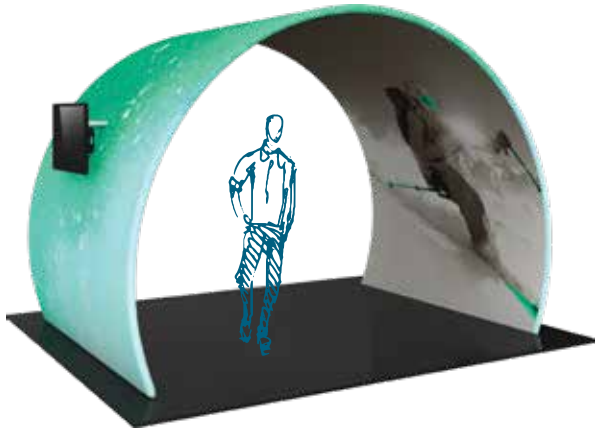
VISUALLY *empowering* **BRANDS**



UNIQUELY DESIGNED | CUSTOM BUILT

Arches

Formulate® Arches add architecture and design to any event or interior space! Easily create and define a stunning entryway, focal point or stage set at your next tradeshow or event. Custom sizes also available.



overhead perspective



ARCH 01 12'

- 8' tall, spans 11 1/2' wide, 8' deep at the bases
- two monitor mounts* are included, externally facing, adding a bonus opportunity to display messaging & branding
- shown in a 12' space

name	code	assembled dimensions
Arch 01	ARCH-01	Ⓞ, 136.56" w x 95.31" h x 92" d

ARCH 02 10'

- 7 2/3' tall, spans 9 1/2' wide and is nearly 5' deep at the bases
- shown in a 10' space


name	code	assembled dimensions
Arch 02	ARCH-02	Ⓞ, 114" w x 91.83" h x 58" d



ARCH 03 20'

- 11 1/2' tall, spans 19 1/2' wide and is 8' deep at the bases
- fits perfectly in a 20' x 20' island space - shown in a 20' space


name	code	assembled dimensions
Arch 03	ARCH-03	Ⓞ, 229.58" w x 136" h x 96" d



ARCH 06 17'

- 12 1/2' tall, spans 17' wide and 5'4" deep
- three dimensional shape for added impact

name	code	assembled dimensions
Arch 06	ARCH-06	Ⓞ, 285.19" w x 140.37" h x 153.43" d




ARCH 07 10'

- 7 1/2' tall, spans 10' wide and 4' 7/8" deep

name	code	assembled dimensions
Arch 07	ARCH-07	Ⓞ, 121" w x 90.5" h x 58.5" d

Conference Walls & Rooms

Ergonomically designed, Formulate® walls combine the latest developments in fabric printed technology with gently curved 50mm aluminum frames to create private, cozy and stylish conference areas within any space.



C-SHAPED WALL

- 7' tall at 7'4" diameter

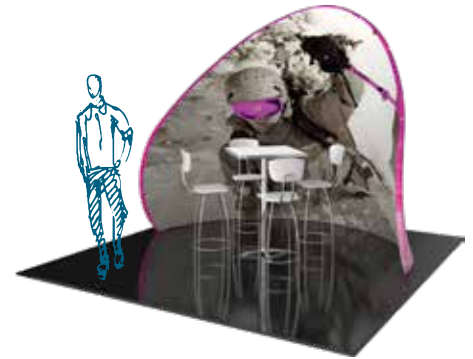
name	code	assembled dimensions
C-shaped wall	C-WALL	Ⓞ 89.59" w x 84" h x 60" d



CONFERENCE WALL*

- features two fabric walls and a sheer fabric canopy
- large enough to house a small table and four chairs

name	code	assembled dimensions
Conference wall	C-WALL-02	Ⓞ 108" w x 102" h



CHIP-SHAPED WALL* *R*

- potato chip shaped structure that stands 8' tall and is 9'3" wide


name	code	assembled dimensions
Chip-shaped wall	CHIP-WALL	Ⓞ 111" w x 96" h x 61.9" d



CHIP-SHAPED WALL*

- curved conference room divider that stands 6'4" tall and is 9'5" wide


name	code	assembled dimensions
Chip-shaped wall 02	CHIP-WALL-02	Ⓞ 111" w x 75.6" h



SURF*

- C-shaped multimedia display that stands 11'4" tall with a width of 7'7"
- curved shape sustained by supporting legs
- monitor mounts included

name	code	assembled dimensions
Surf video wall	SURF-WALL	Ⓞ 92" w x 136.69" h x 120.93" d



overhead perspective



TREE HOUSE *R*


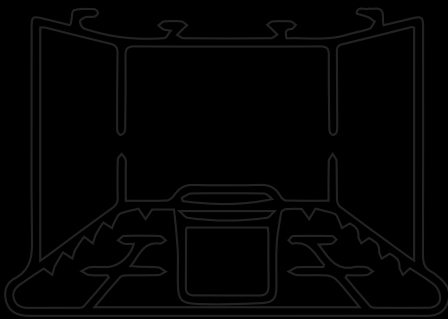
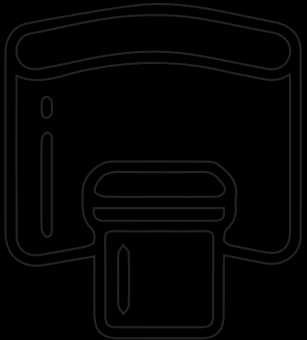
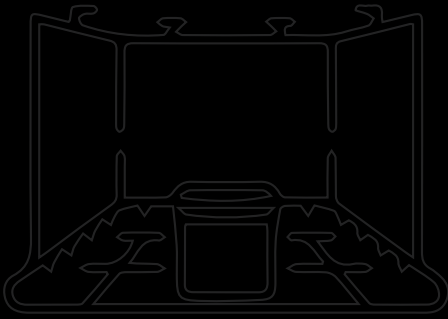
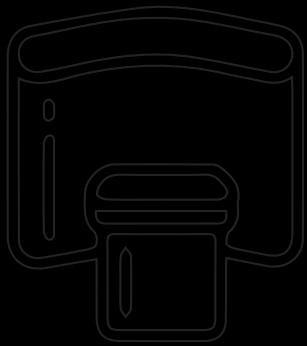
- cylinder-shaped space perfect for meetings, graphical displays, projected presentations, a theater setting
- 15' in diameter, 8' tall and features two 7' tall doorways, encouraging traffic flow

name	code	assembled dimensions
Tree house room	TREEHOUSE-RM	Ⓞ 180" w x 96" h



MODULAR

Display Systems





HYBRID PRO™

modular



Impactful & Sophisticated

Hybrid Pro™ Modular exhibits are versatile, striking and reconfigurable displays that combine quality aluminum extrusion frames with vibrant push-fit fabric graphics to create sophisticated exhibits perfect for tradeshow and event applications.



Details

- uniquely designed exhibit backwalls and counters feature heavy-duty aluminum frames and push-fit fabric graphics
- accents include tables, monitor mounts, interior LED lighting and more
- 10' x 20' Inline displays reconfigure to 10'x10' versions, increasing the value and investment
- counters can be mixed and matched, and used for non-tradeshow applications
- frames and graphics are quality manufactured in North America



easy-to-apply push-fit fabric graphics



add a counter - the perfect addition to any Hybrid Pro backwall display



10' Exhibit Kits



KIT 01



KIT 02



KIT 03



KIT 04



KIT 05



KIT 06



Hybrid Pro counter tops are available in your choice of four color options



silver black mahogany natural

Counters featured on p. 146-147

name	code	assembled dimensions
Kit 01	HP-K-01	Ⓞ 111.25" w x 94.75" h x 34.75" d
Kit 02	HP-K-02	Ⓞ 115.63" w x 94.5" h x 42.88" d
Kit 03	HP-K-03	Ⓞ 111.63" w x 94.75" h x 30.38" d
Kit 04	HP-K-04	Ⓞ 114.13" w x 94.5" h x 33.25" d
Kit 05	HP-K-05	Ⓞ 114.13" w x 94.5" h x 19.63" d
Kit 06	HP-K-06	Ⓞ 118.63" w x 94.75" h x 29.5" d



10' Exhibit Kits

KIT 07

R



KIT 34



illuminated panels

KIT 35



KIT 24



KIT 27



KIT 30



easy-to-apply push-fit fabric graphics

name	code	assembled dimensions
Kit 07	HP-K-07	Ⓞ 115.25" w x 95.63" h x 79.25" d
Kit 34	HP-K-34	Ⓞ 119.09" w x 94.5" h x 24.04" d
Kit 35	HP-K-35	Ⓞ 111.41" w x 94.5" h x 29.72" d
Kit 24	HP-K-24	Ⓞ 114.76" w x 95.45" h x 70.2" d
Kit 27	HP-K-27	Ⓞ 116.14" w x 94.45" h x 33.17" d
Kit 30	HP-K-30	Ⓞ 118.36" w x 95.45" h x 30.2" d

*Monitors not included.



Hybrid Pro™ Modular

20' Exhibit Kits

illuminated walls



KIT 09
R



KIT 10
R

illuminated wall



KIT 11
R



KIT 13
R



KIT 14
R



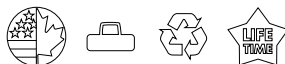
KIT 15
R



Hybrid Pro counter tops are available in your choice of four color options



silver black mahogany natural



20' Exhibit Kits

KIT 36



merchandising walls & shelving

KIT 22



KIT 25



KIT 37



KIT 31



name	code	assembled dimensions
Kit 09	HP-K-09	⊗ 228.38" w x 94.75" h x 40.13" d
Kit 10	HP-K-10	⊗ 229.25" w x 94.5" h x 42.88" d
Kit 11	HP-K-11	⊗ 222.75" w x 94.75" h x 19.63" d
Kit 13	HP-K-13	⊗ 232.25" w x 94.5" h x 19.63" d
Kit 14	HP-K-14	⊗ 225.13" w x 94.75" h x 41.69" d
Kit 15	HP-K-15	⊗ 233.38" w x 95.63" h x 78.75" d
Kit 36	HP-K-36	⊗ 237.79" w x 94.5" h x 29.72" d
Kit 22	HP-K-22	⊗ 234.69" w x 95.45" h x 1.75" d
Kit 25	HP-K-25	⊗ 221.19" w x 95.45" h x 68.92" d
Kit 37	HP-K-37	⊗ 233.88" w x 94.5" h x 29.72" d
Kit 31	HP-K-31	⊗ 236.47" w x 95.45" h x 33.58" d

*Monitors not included.



20'x20' Island Exhibit Kits

Hybrid Pro™ Modular island exhibit kits provide an unparalleled dynamic that elevates and accentuates a message and brand, but also maximizes the return on tradeshow investment. Hybrid Pro Modular offers a collection of 20' x 20' exhibit kits and custom solutions. Heavy-duty aluminum extrusions are coupled with vibrant graphics to create sophisticated, commanding and unforgettable island spaces. All displays and graphics are made in North America.

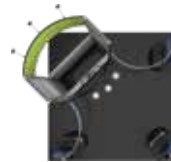


No rigging required!

KIT 17 / 17B*



- 15'9" tall 20' x 20' island display
- heavy-duty aluminum extrusion tower frame couples with seamless push-fit SEG fabric graphics
- kit 17B does not include the standalone foreground kiosk



HP-K-17
Overhead



HP-K-17
Isometric



HP-K-17-B
Overhead




HP-K-17-B
Isometric




KIT 18*



- 11'10" tall square shaped island display
- square-shaped, heavy-duty aluminum extrusion frame coupled with seamless push-fit SEG fabric graphics
- accessible storage and locking door



Isometric View



Overhead View

name	code	assembled dimensions
Kit 17 Kit 17B	HP-K-17 HP-K-17-B	Ⓞ 240" w x 189" h x 240" d
Kit 18	HP-K-18	Ⓞ 153.5" w x 141.75" h x 153.5" d



20'x20' Island Exhibit Kits

Impressive, turnkey island exhibit solutions!




KIT 18B*

R

- 11'10" tall square shaped island display
- heavy-duty aluminum extrusion frame coupled with seamless opaque push-fit SEG fabric graphics
- includes two demonstration areas and an integrated storage closet



Isometric View



Overhead View




KIT 19*

R

- 15'9" tall island display
- heavy-duty aluminum extrusion frame coupled with seamless push-fit SEG fabric graphics
- features two semi-private meeting alcoves with curved frosted plex infills
- storage room features white laminate panels, locking door & monitor mount



Isometric View



Overhead View

name	code	assembled dimensions
Kit 18B	HP-K-18B	204.72" w x 149.11" h x 204.72" d
Kit 19	HP-K-19	235.62" w x 189" h x 200.75" d

*Monitors not included.



Hybrid Pro™ Modular

145

20'x20' Island Exhibit Kits


KIT 19B*

R

- 15'9" tall square shaped island display
- heavy-duty aluminum extrusion frame coupled with seamless push-fit SEG fabric graphics, including one sheer graphic
- features an integrated demonstration area and counter, a meeting table and a closet to secure stored items



Isometric View



Overhead View

KIT 20*

R

- stands approximately 14' tall and features a 12'd x 4'h circular ring structure, laminated wood structures and fabric graphic walls
- single-sided dye-sublimated push-fit fabric graphics with hook & loop on perimeter
- four internally facing shelving areas feature three 24" x 24" shelves each



No rigging! Freight ship!



Isometric View



Overhead View

name	code	assembled dimensions
Kit 19B	HP-K-19B	⊗ 200.79" w x 149.11" h x 200.79" d
Kit 20	HP-K-20	⊗ 212.87" w x 163.37" h x 212.37" d



20'x20' Island Exhibit Kits

No rigging required!



KIT 23*

- 14'4" tall 20' x 20' island display
- 14'w x 2'h top rectangular structure is tubular & features pillowcase fabric graphics
- centered rectangular structure features power stretch push-fit fabric graphic
- aluminum extrusion tower and display walls
- 6.5'w x 8'h walls feature shelves, monitor mounts & seamless push-fit fabric graphics



Isometric View



Overhead View



KIT 26*

- 12'6" tall 20' x 20' island display
- 12'w x 3'h top rectangular structure is tubular & features pillowcase fabric graphics
- 8'h walls feature a monitor mount, closet area & seamless push-fit fabric graphics



Isometric View



Overhead View

name	code	assembled dimensions
Kit 23	HP-K-23	Ⓞ 244.33" w x 171.5" h x 168" d
Kit 26	HP-K-26	Ⓞ 146.22" w x 143.41" h x 146.22" d

*Monitors not included.



Hybrid Pro™ Modular

20'x20' Island Exhibit Kits

Add counters for reception & extra storage space!




KIT 29

- 12'4" tall 20' x 20' island display
- 13'w x 3'h x 4'd header structure is tubular & features pillowcase fabric graphics
- 8'w x 8'h tower/closet features a shelving & seamless push-fit fabric graphics
- 4'w x 8'h kiosks feature Modulate magnetic tube frame walls & shelving



Isometric View




Overhead View



No rigging required!

KIT 32*

- 11'5" tall 20' x 20' island display
- 19'w x 3'h x 12'd oval header structure is tubular & features pillowcase fabric graphics
- 5'w x 8'h closet features accessible storage, shelving & seamless push-fit fabric graphics
- two, 2.5'w x 8'h walls feature shelves perfect for putting products on display
- 5'w x 8'h wall features monitor mount for presentations & demonstrations



Isometric View



Overhead View

name	code	assembled dimensions
Kit 29	HP-K-29	Ⓞ 279.19" w x 149.96" h x 53.54" d
Kit 32	HP-K-32	Ⓞ 279.19" w x 149.96" h x 53.54" d



20'x20' Island Exhibit Kits

Ideal layout for meetings & demonstrations!



KIT 38*

R

- 16' tall wall
- 17' dia. fabric structure ring, which is attached to the backwall and kiosks
- features two laminate counters with storage
- two demonstration kiosks: 59" w x 94" h walls + two Hybrid Pro Counter 19's with graphics
- one Hybrid Pro Counter 19 serves as a reception counter



Isometric View



Overhead View

name	code	assembled dimensions
Kit 38	HP-K-38	📏 207.17" w x 188.98" h x 207.17" d



This versatile, modular exhibit Hybrid Pro™ Modular Kit 38 offers the ideal layout for meetings and demonstrations. It features a 16ft tall wall, ideal for prominently displaying your brand, as well as three demonstration areas for optimal product and service show and tell.

*Monitors not included.



Hybrid Pro™ Modular

149

Add a Counter!



COUNTER 01

- white laminate cabinet with fabric graphic on the front, opaque or backlit



COUNTER 12

- white laminate cabinet with vinyl graphic (-01-B) or fabric graphic (-12), available opaque or backlit



COUNTER 02

- white laminate cabinet with fabric graphic on the front, opaque or backlit



COUNTER 09

- white laminate cabinet with UV graphic on the front, opaque or backlit




COUNTER 10

- white laminate cabinet with UV graphic on the front, opaque or backlit



COUNTER 13

- 47.25" w x 39.37" h x 23.15" d
- 4ft wide, open white laminate counter
- vinyl can be applied to add color



COUNTER 19

- 43.31" w x 39.37" h x 23.23" d
- sleek and stylish laminated wood counter
- three piece assembly for quick set up
- optional adhesive backed vinyl graphic



COUNTER 20

- 29.53" w x 39.37" h x 23.23" d
- sleek and stylish laminated wood counter
- three piece assembly for quick set up
- optional adhesive backed vinyl graphic

Select Hybrid Pro counter bodies come in white; other colors available with additional lead time



dove grey

black

designer white

fusion maple



Add a Counter!



COUNTER 03

- 39.38" w x 36.63" h x 15.75" d
- white laminate panel cabinet with UV graphic on the front and laminate top




COUNTER 04

- 74.6" w x 36.61" h x 26.16" d
- white laminate panel cabinet with UV graphic on the front and laminate top



COUNTER 11

- 71.06" w x 36.61" h x 32.72" d
- white laminate panel cabinet with UV graphic on the front and laminate top



COUNTER 14

- 59.06" w x 39.37" h x 23.15" d
- 5ft wide, open white laminate counter
- vinyl can be applied to add color



COUNTER 17

- 43.31" w x 39.37" h x 23.23" d
- wood top, available in 4 color options
- laminate overlays the extrusion frame and matches counter top color
- light box sides make graphics glow
- three piece assembly for quick setup
- optional wireless charging pads available



COUNTER 18

- 29.53" w x 39.37" h x 23.23" d
- wood top, available in 4 color options
- laminate overlays the extrusion frame and matches counter top color
- light box slides make graphics glow
- three piece assembly for quick setup
- optional wireless charging pads available

Counters pack flat for UPS and FedEx shipping

name	code	assembled dimensions
Counter 01	HPC-01	Ⓞ 39.38" w x 39.38" h x 17.75" d
Counter 12	HPC-01-B HPC-12	Ⓞ 21.9" w x 38.24" h x 17.72" d
Counter 02	HPC-02	Ⓞ 70.88" w x 39.38" h x 23.63" d
Counter 03	HPC-03	Ⓞ 39.38" w x 36.63" h x 15.75" d
Counter 04	HPC-04	Ⓞ 74.6" w x 36.61" h x 26.16" d
Counter 11	RCK-06	Ⓞ 71.06" w x 36.61" h x 32.72" d
Counter 09	REC-42	Ⓞ 46" w x 37.5" h x 23" d


name	code	assembled dimensions
Counter 10	REC-53	Ⓞ 64" w x 37.5" h x 30" d
Counter 13	HPC-13	Ⓞ 47.25" w x 39.37" h x 23.15" d
Counter 14	HPC-14	Ⓞ 59.06" w x 39.37" h x 23.15" d
Counter 17	HPC-17	Ⓞ 43.31" w x 39.37" h x 23.23" d
Counter 18	HPC-18	Ⓞ 29.53" w x 39.37" h x 23.23" d
Counter 19	HPC-19	Ⓞ 43.31" w x 39.37" h x 23.23" d
Counter 20	HPC-20	Ⓞ 29.53" w x 39.37" h x 23.23" d

Select Hybrid Pro counter tops are available in your choice of four color options

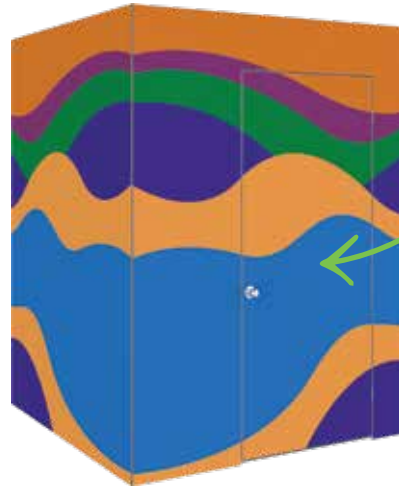


Add a Closet!

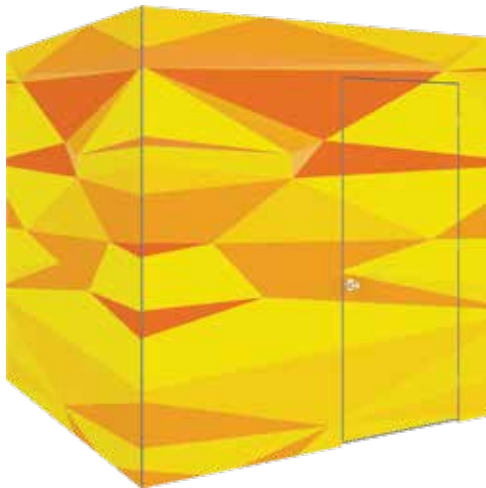
Custom-brand these modular closets and keep items secure at the same time! Each closet features aluminum extrusion frames, push-fit fabric graphics and a locking door to protect belongings. A closet is the right fit for any Island exhibit and can be reused for multiple events each season.



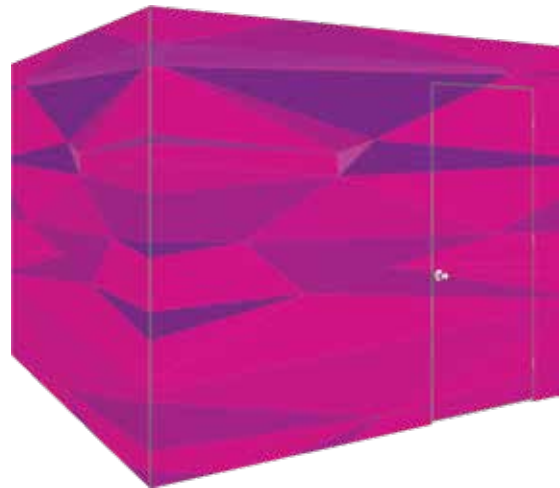
CLOSET 01



CLOSET 02



CLOSET 03



CLOSET 04

Details


- closet provides locked and accessible storage and offers ample real estate for messaging and branding
- kit includes silver extrusion frames, door and push-fit fabric graphics
- locking doors keep contents within secure
- ships freight

name	code	assembled dimensions
Closet 01	HPT-01	55.6" w x 94.5" h x 55.6" d
Closet 02	HPT-02	70.9" w x 94.5" h x 70.9" d
Closet 03	HPT-03	94.5" w x 94.5" h x 94.5" d
Closet 04	HPC-04	118.1" w x 94.5" h x 118.1" d



Add a Closet!

Closets ship freight!



CLOSET 05



CLOSET 06



CLOSET 07

easy set up!



CLOSET 08

name	code	assembled dimensions
Closet 05	HPT-05	⊗ 118.1" w x 94.5" h x 43.74" d
Closet 06	HPT-06	⊗ 118.1" w x 141.73" h x 43.74" d
Closet 07	HPT-07	⊗ 55.6" w x 141.7" h x 55.6" d
Closet 08	HPC-08	⊗ 70.9" w x 141.73" h x 70.9" d





VECTOR FRAME™

geometric displays



Contemporary & Impressive

Make a strong and lasting impression in an interior environment or at your next trade show or event with Vector Frame™ Modular Displays and structures. Wow any audience with the clean, contemporary appearance of this system.


add accents!



illuminate your backwall

Details

- innovative and displays will captivate and WOW your audience
- geometric shaped backwalls, banners, exhibit kits, counters and light boxes feature durable, easy-to-assemble aluminum extrusion frames and push-fit fabric graphics
- can be reconfigured and customized to create completely tailored solutions



aluminum extrusion frame easy to assemble



easy-to-apply push-fit fabric graphics

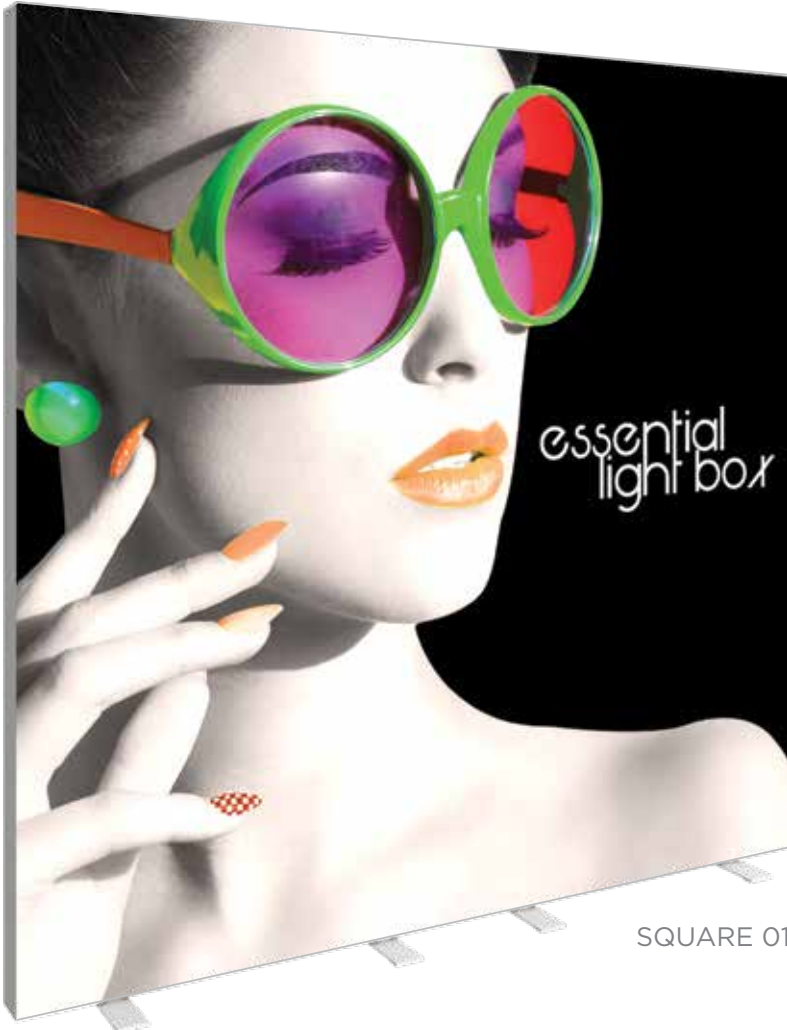


add a counter - the perfect addition to any Vector Frame display

Eye-catching Light Boxes

VECTOR FRAME ESSENTIAL LIGHT BOXES

These sophisticated light boxes have superior aesthetic and assembly qualities and require no tools for assembly! Simply slide each frame piece together, apply the push-fit fabric graphics and plug in. LED lighting comes pre-attached to the frame and swivel lock feet give added stability. These displays are ideal for retail, interior and event environments.



frame easily assembles



lights come pre-attached to the frame



easy-to-apply push-fit graphics

Details

- light boxes feature sleek, scratch-resistant white aluminum frames with swivel feet
- LED light strips are pre-attached to the top and bottom of the frame
- includes choice of single or double-sided push-fit backlit fabric graphic
- includes 6' power cord
- comes with reusable cardboard box with handle
- easy to assemble

*perfect for retail stores, airports,
restaurants and more!*

Size Options

name	code	graphic width	graphic height	assembled dimensions
Rectangle 01	VF-ESS-LB-R-01	33.88"	71.88"	Ⓞ 36" w x 72.75" h x 15.75" d
Rectangle 02	VF-ESS-LB-R-02	35.88"	95.88"	Ⓞ 36" w x 96.75" h x 15.75" d
Rectangle 03	VF-ESS-LB-R-03	47.88"	71.88"	Ⓞ 48" w x 72.75" h x 15.75" d
Rectangle 04	VF-ESS-LB-R-04	47.88"	95.88"	Ⓞ 48" w x 96.75" h x 15.75" d
Square 01	VF-ESS-LB-S-01	95.88"	95.88"	Ⓞ 96" w x 96.75" h x 15.75" d
Rectangle 05	VF-ESS-LB-R-05	119.88"	95.88"	Ⓞ 120" w x 96.75" h x 15.75" d
Rectangle 06	VF-ESS-LB-R-06	244.13"	100.5"	Ⓞ 240.5" w x 97" h x 15.75" d



Illuminating & Striking

VECTOR FRAME MASTER LIGHT BOXES

Details

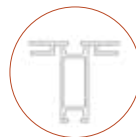
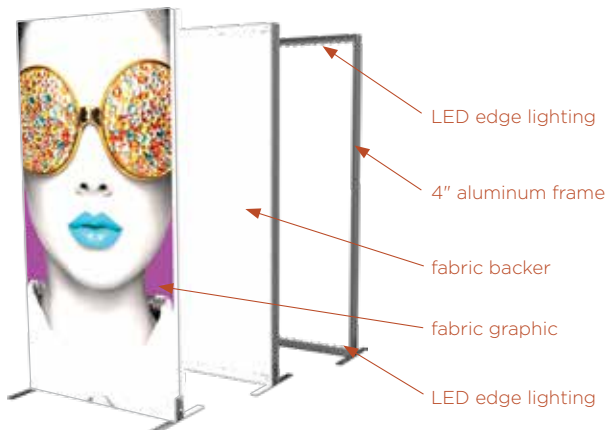
- banners feature 2" aluminum extrusion frames and push-fit silicone-edge fabric graphics
- light boxes feature 4" aluminum extrusion frames with new & improved LED edge lighting & push-fit backlit fabric graphics
- single and double-sided graphics offered
- come in OCE, OCS, OCH or OCL hard shipping cases

Size Options

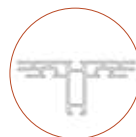
name	code	graphic width	graphic height	assembled dimensions
Rectangle 01	VF-R-01 VF-LB-R-01	35.31"	47.125"	ⓐ, 36.3"w x 47.49"h x 19.69"d
Rectangle 02	VF-R-02 VF-LB-R-02	35.31"	70.75"	ⓐ, 36.3"w x 71.12"h x 19.69"d
Rectangle 03	VF-R-03 VF-LB-R-03	47.125"	70.75"	ⓐ, 48.11"w x 71.12"h x 19.69"d
Rectangle 04	VF-R-04 VF-LB-R-04	47.125"	94.375"	ⓐ, 48.11"w x 94.74"h x 19.69"d
Rectangle 05	VF-R-05 VF-LB-R-05	118"	94.375"	ⓐ, 118.98"w x 94.74"h x 19.69"d
Rectangle 06	VF-R-06 VF-LB-R-06	35.68"	94.38"	ⓐ, 35.7"w x 94.74"h x 19.69"d
Rectangle 07	VF-R-07 VF-LB-R-07	236.13"	94.38"	ⓐ, 236.5"w x 94.74"h x 19.69"d
Rectangle 08	VF-R-08 VF-LB-R-08	355.19"	94.38"	ⓐ, 355.19"w x 94.74"h x 19.69"d
Square 01	VF-S-01 VF-LB-S-01	35.31"	35.31"	ⓐ, 36.3"w x 35.68"h x 19.69"d
Square 02	VF-S-02 VF-LB-S-02	47.125"	47.125"	ⓐ, 48.11"w x 47.49"h x 19.69"d
Square 03	VF-S-03 VF-LB-S-03	70.75"	70.75"	ⓐ, 71.73"w x 71.12"h x 19.69"d
Square 04	VF-S-04 VF-LB-S-04	94.375"	94.375"	ⓐ, 95.35"w x 94.74"h x 19.69"d



Light Box Assembly



2" banner extrusion profile



4" light box extrusion profile



10' Exhibit Kits

Stand apart from the competition with a clean, sophisticated 10' x 10' or 10' x 20' Vector Frame™ Master exhibit kit. These graphic mural kits feature square-corner extrusion frames and push-fit fabric graphics that cover the entire frame. Vector Frame Master kits are easy to assemble and disassemble.



KIT 02



KIT 03*



KIT 04
R



KIT 09



KIT 10



KIT 11
R



10' Exhibit Kits

Vector Frame counter tops are available in your choice of four color options



KIT 13



illuminated wall

KIT 15


R



illuminated wall

KIT 16*

R



slot wall & storage space

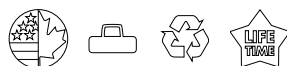
KIT 25*



name	code	assembled dimensions
Kit 02	VF-K-02A	Ⓞ 114.65" w x 94.5" h x 16.18" d
Kit 03	VF-K-03	Ⓞ 112.66" w x 94.5" h x 28" d
Kit 04	VF-K-04A	Ⓞ 114.65" w x 94.5" h x 22" d
Kit 09	VF-K-09A	Ⓞ 117" w x 102" h x 23" d
Kit 10	VF-K-10A	Ⓞ 114" w x 98.7" h x 24.13" d
Kit 11	VF-K-11	Ⓞ 119.5" w x 102" h x 22.75" d

name	code	assembled dimensions
Kit 13	VF-K-13	Ⓞ 119.25" w x 102" h x 19.75" d
Kit 15	VF-K-15	Ⓞ 112" w x 95" h x 19.75" d
Kit 16	VF-K-16	Ⓞ 116" w x 95" h x 21.75" d
Kit 25	VF-K-25	Ⓞ 110.25" w x 94.49" h x 39.37" d

*Monitors not included.

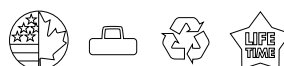


20' Exhibit Kits

The innovative, contemporary and clean appearance of the Vector Frame™ Master line of exhibit kits will captivate your audience. Kits feature push-fit fabric graphics, easy-to-assemble extrusion frames, accent lighting, tables, literature accessories, monitor mounts and interior LED edge lighting where indicated. Customized kits are also available.



name	code	assembled dimensions
Kit 05	VF-K-05A	@ 221.77" w x 94.5" h x 21.66" d
Kit 07	VF-K-07	@ 223.35" w x 94.5" h x 28" d
Kit 08	VF-K-08A	@ 190.24" w x 94.5" h x 54" d
Kit 17	VF-K-17	@ 221.25" w x 102" h x 27.75" d




20' Exhibit Kits

illuminated wall ←

KIT 19A
R



KIT 22*



slot wall & storage space ↑

KIT 26*



storage space ←

KIT 27*

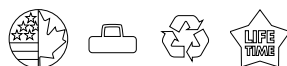


name	code	assembled dimensions
Kit 19	VF-K-19A	Ⓞ 221.77" w x 94.5" h x 21.66" d
Kit 22	VF-K-22A	Ⓞ 223.35" w x 94.5" h x 28" d
Kit 26	VF-K-26	Ⓞ 190.24" w x 94.5" h x 54" d
Kit 27	VF-K-27	Ⓞ 221.25" w x 102" h x 27.75" d



OCH2 & OCE-2
wheeled molded cases included
with each kit (p. 175-177)

*Monitors not included.



Add a Counter!



COUNTER 01 *R*



COUNTER 02 *R*



COUNTER 03



COUNTER 04 *R*



COUNTER 05

- features locking door and rigid sintra graphics



COUNTER 06

- features locking door and rigid sintra graphics



COUNTER 07

name	code	assembled dimensions
Counter 01	VFC-01	Ⓞ 39.37" w x 36.61" h x 22.44" d
Counter 02	VFC-02	Ⓞ 55.13" w x 40.5" h x 22.5" d
Counter 03	VFC-03	Ⓞ 38.5" w x 40.5" h x 19.88" d
Counter 04	VFC-04	Ⓞ 31" w x 40.5" h x 19" d
Counter 05	VFC-05	Ⓞ 39.76" w x 40.5" h x 22.75" d
Counter 06	VFC-06	Ⓞ 41.7" w x 40.5" h x 20.75" d
Counter 07	VFC-07	Ⓞ 46" w x 40.5" h x 22.64" d

Vector Frame counter tops are available in your choice of four color options




counters come in OCH2 case

Sharp & Sophisticated

Vector Frame™ Towers are superior interior displays that couple aluminum extrusion frames with push-fit SEG graphics. Illuminated and non-illuminated options available. Perfect for corporate events, concerts, stage sets, retail environments, tradeshows and more!

comes in three different heights!



STANDARD TOWER



BACKLIT TOWER



STANDARD TOWER WITH MONITOR



BACKLIT TOWER WITH MONITOR

size	name	code	assembled dimensions
3' x 8'	Tower 01	VF-TWR-01	Ⓞ 35.97" w x 96.02" h x 35.97" d
4' x 8'	Tower 02	VF-TWR-02	Ⓞ 47.97" w x 96.02" h x 47.97" d
3' x 10'	Tower 03	VF-TWR-03	Ⓞ 35.97" w x 120.02" h x 35.97" d
4' x 10'	Tower 04	VF-TWR-04	Ⓞ 47.97" w x 120.02" h x 47.97" d
3' x 12'	Tower 05	VF-TWR-05	Ⓞ 35.97" w x 144.02" h x 35.97" d
4' x 12'	Tower 06	VF-TWR-06	Ⓞ 47.97" w x 140.02" h x 47.97" d
3' x 8'	Backlit Tower 01	VF-BL-TWR-01	Ⓞ 35.97" w x 96.02" h x 35.97" d
4' x 8'	Backlit Tower 02	VF-BL-TWR-02	Ⓞ 47.97" w x 96.02" h x 47.97" d
3' x 10'	Backlit Tower 03	VF-BL-TWR-03	Ⓞ 35.97" w x 120.02" h x 35.97" d
4' x 10'	Backlit Tower 04	VF-BL-TWR-04	Ⓞ 47.97" w x 120.02" h x 47.97" d
3' x 12'	Backlit Tower 05	VF-BL-TWR-05	Ⓞ 35.97" w x 144.02" h x 35.97" d
4' x 12'	Backlit Tower 06	VF-BL-TWR-06	Ⓞ 47.97" X 140.02" h X 47.97" d

size	name	code	assembled dimensions
3' x 8'	Monitor Tower 01	VF-TWR-01-MM	Ⓞ 35.97" w x 96.02" h x 35.97" d
4' x 8'	Monitor Tower 02	VF-TWR-02-MM	Ⓞ 47.97" w x 96.02" h x 47.97" d
3' x 10'	Monitor Tower 03	VF-TWR-03-MM	Ⓞ 35.97" w x 120.02" h x 35.97" d
4' x 10'	Monitor Tower 04	VF-TWR-04-MM	Ⓞ 47.97" w x 120.02" h x 47.97" d
3' x 12'	Monitor Tower 05	VF-TWR-05-MM	Ⓞ 35.97" w x 144.02" h x 35.97" d
4' x 12'	Monitor Tower 06	VF-TWR-06-MM	Ⓞ 47.97" w x 140.02" h x 47.97" d
3' x 8'	Backlit Monitor Tower 01	VF-BL-TWR-01-MM	Ⓞ 35.97" w x 96.02" h x 35.97" d
4' x 8'	Backlit Monitor Tower 02	VF-BL-TWR-02-MM	Ⓞ 47.97" w x 96.02" h x 47.97" d
3' x 10'	Backlit Monitor Tower 03	VF-BL-TWR-03-MM	Ⓞ 35.97" w x 120.02" h x 35.97" d
4' x 10'	Backlit Monitor Tower 04	VF-BL-TWR-04-MM	Ⓞ 47.97" w x 120.02" h x 47.97" d
3' x 12'	Backlit Monitor Tower 05	VF-BL-TWR-05-MM	Ⓞ 35.97" w x 144.02" h x 35.97" d
4' x 12'	Backlit Monitor Tower 06	VF-BL-TWR-06-MM	Ⓞ 47.97" X 140.02" h X 47.97" d



custom exhibits that create
CAPTIVATING ENVIRONMENTS



UNIQUELY DESIGNED | CUSTOM BUILT



exhibit
CONTROL
FULL PROJECT MANAGEMENT



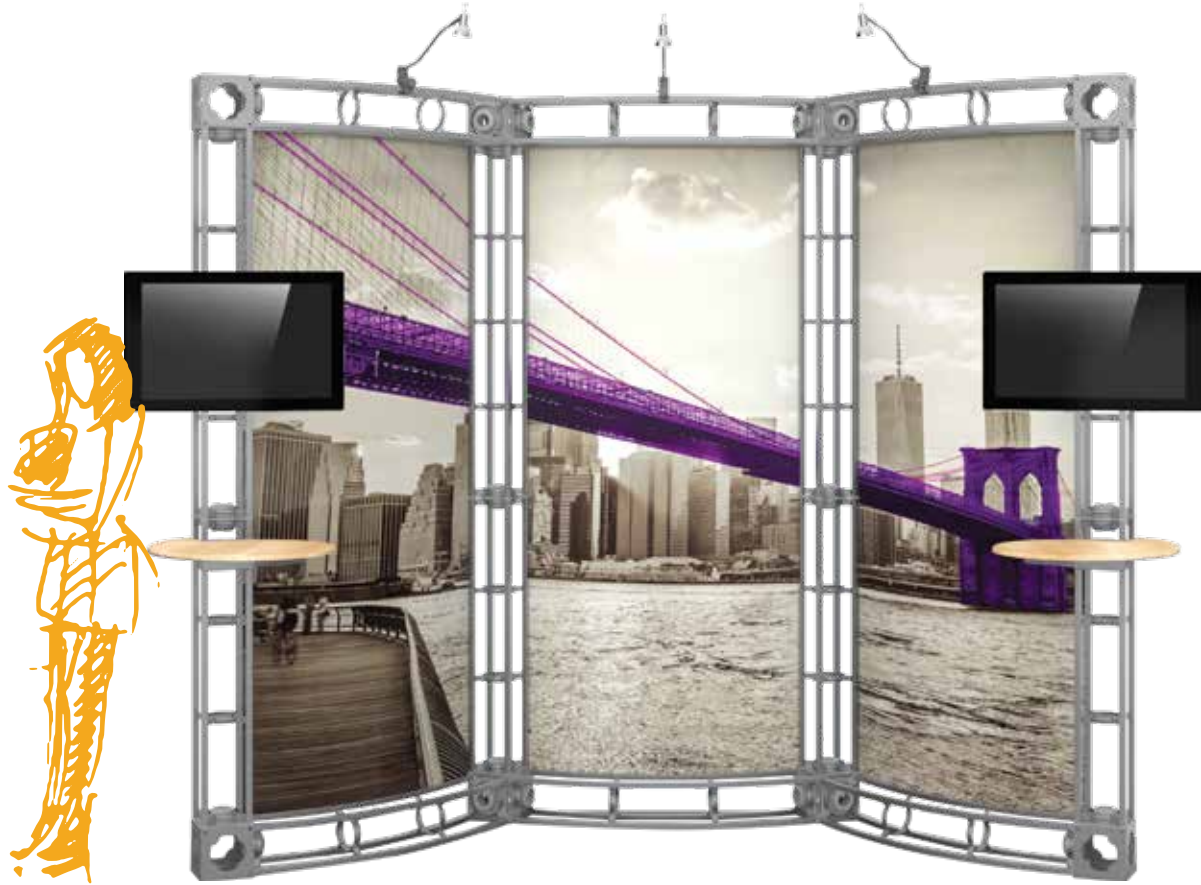
VISUALLY *empowering* **BRANDS**



ORBITAL EXPRESS™


Truss

Bold & Versatile



Details


- bold, contemporary and industrial, Orbital Express™ Truss exhibits dominate the show floor
- reconfigurable exhibit backwalls, islands and counters feature a fixed number of parts and connectors
- NO TOOLS required for assembly! Simply twist & lock is all you have to do
- all Orbital Express Truss display pieces, fabric and UV graphics are made in North America
- custom solutions available



toolless assembly - twist & lock



add a counter




add a wire or hanging rack to your kit



10' x 10' Exhibit Kits

Orbital Express™ Truss features dozens of professionally designed "off the shelf" kits for a variety of booth sizes and configurations. Each kit comes complete with all the parts, fixtures and fittings you need to create a successful exhibit, including (depending on the kit) low voltage spotlights and adjustable tabletops. A benefit to this versatile system is that it enables you to reconfigure kits in multiple ways and combinations using the same parts. Orbital Express Truss can also be easily configured to fit your custom needs!



CLIO*



LUNA 10



HELIOS



SIRIUS



LYNX*


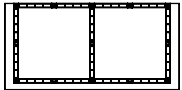


name	code	assembled dimensions
Clio	OR-K-CO1	Ⓞ 120" w x 96" h x 120" d
Luna	OR-K-LU1	Ⓞ 120" w x 96" h x 120" d
Helios	OR-K-HE1	Ⓞ 120" w x 96" h x 120" d
Sirius	OR-K-SR1	Ⓞ 120" w x 96" h x 120" d
Lynx	OR-K-LX1	Ⓞ 120" w x 96" h x 120" d

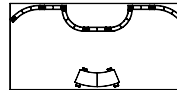
10' x 20' Exhibit Kits




LUNA 20



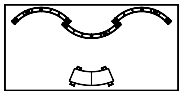
ORBEA*



*includes counter



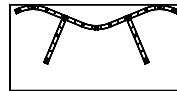
APEX*



*includes counter and literature racks



CALLISTO



name	code	assembled dimensions
Luna	OR-K-LU2	@ 240" w x 96" h x 120" d
Orbea	OR-K-OB1	@ 240" w x 96" h x 120" d
Apex	OR-K-AX1	@ 240" w x 96" h x 120" d
Callisto	OR-K-CI1	@ 240" w x 96" h x 120" d


*Monitors and monitor mounts not included.



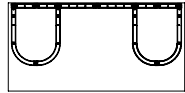
Orbital Express™ Truss

169

10' x 20' Exhibit Kits



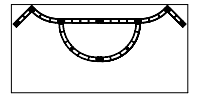
CEPHEUS-2*



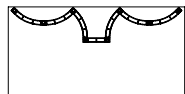
backwall height = 72.5"



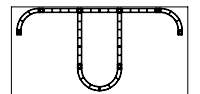
ANTARES



PHOENIX



POLARIS





name	code	assembled dimensions
Cepheus 2	OR-K-CE1-2	@ 240"w x 96"h x 120"d
Antares	OR-K-AT1	@ 240"w x 96"h x 120"d
Phoenix	OR-K-PX1	@ 240"w x 96"h x 120"d
Polaris	OR-K-PR1	@ 240"w x 96"h x 120"d

20' x 20' Island Kits

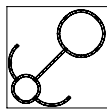
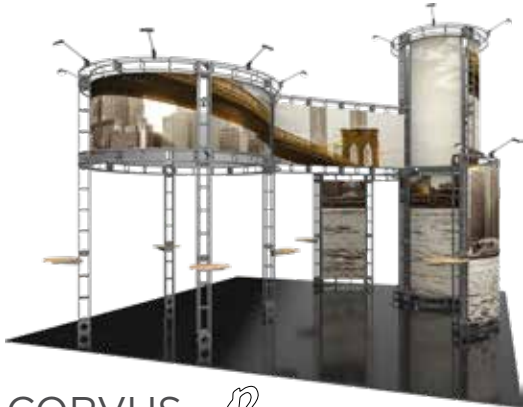
Orbital Express™ Truss features dozens of professionally designed "off the shelf" kits for a variety of booth sizes and configurations. Each kit comes complete with all the parts, fixtures and fittings you need to create a successful exhibit, including (depending on the kit) low voltage spotlights and adjustable tabletops. A benefit to this versatile system is that it enables you to reconfigure kits in multiple ways and combinations using the same parts. Orbital Express Truss can also be easily configured to fit your custom needs!



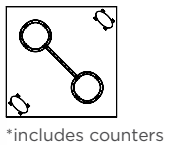
ONYX



AARHUS



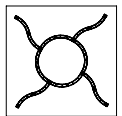

CORVUS *R*



GEMINI



ZENIT



CANIS *R*


name	code	assembled dimensions
Onyx	OR-K-ONI	Ⓞ, 240" w x 240" d
Corvus	OR-K-CV1	Ⓞ, 240" w x 240" d
Zenit	OR-K-ZE1	Ⓞ, 240" w x 240" d

name	code	assembled dimensions
Aarhus	OR-K-AH1	Ⓞ, 240" w x 240" d
Gemini	OR-K-GE1	Ⓞ, 240" w x 240" d
Canis	OR-K-CA1	Ⓞ, 240" w x 240" d


10' x 10' Hercules Kits

The Hercules line of Orbital Express™ Truss features basic backwalls and kits in a variety of sizes to suit a range of space needs. A benefit to this versatile system is that it enables you to reconfigure kits in multiple ways and combinations using the same parts. Simply add or subtract from any Hercules kit to create a new appearance for every event or tradeshow!

Truss counter tops are available in your choice of four color options




HERCULES 08



HERCULES 09



HERCULES 10



name	code	assembled dimensions
Hercules 08	OR-K-HC08	Ⓜ 120" w x 96" h x 120" d
Hercules 09	OR-K-HC09	Ⓜ 120" w x 96" h x 120" d
Hercules 10	OR-K-HC10	Ⓜ 120" w x 96" h x 120" d

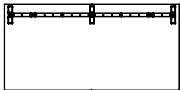
Easily add an accessory wire or hanging rack to your kit!



10' x 20' Hercules Kits



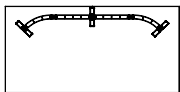
HERCULES 12



HERCULES 13



HERCULES 15



Add a counter!

Truss counter tops are available in your choice of four color options



name	code	assembled dimensions
Hercules 12	OR-K-HC15	Ⓞ 240" w x 96" h x 120" d
Hercules 13	OR-K-HC13	Ⓞ 240" w x 96" h x 120" d
Hercules 15	OR-K-HC15	Ⓞ 240" w x 96" h x 120" d

Accessorize

Accessories such as tabletops, shelves, literature holders and monitor mounts add functionality and options to your display. Truss tabletops and shelves come in four tabletop colors. No tools needed for assembly.

LAMINATE TABLETOPS



Laminate tabletops & shelving are available in your choice of four color options



silver black mahogany natural

Placement of tables is your choice!

TRUSS MONITOR MOUNTS *R*



OPTI-MOUNT 1

23"-42" LCD
max weight = 50 lbs

code	assembled dimensions
OR-SM-MB	Ⓞ 10" w x 8.86" h x 2" d



OPTI-MOUNT 2

32"-55" LCD
max weight = 80 lbs

code	assembled dimensions
OR-M-MB	Ⓞ 17.6" w x 16.7" h x 1.6" d




OPTI-MOUNT 3

37"-70" LCD
max weight = 150 lbs

code	assembled dimensions
OR-LG-MB	Ⓞ 25.9" w x 16.7" h x 1.6" d

INTERNAL SHELVING



- available in choice of four finishes
- 24" straight span, 36" straight span, and 46" straight span shelves available
- 45° curved and 90° curved shelves

LIT RACK *R*

- 10 pocket clamp on literature rack
- note: rack may not fit into the standard kit packaging solution/molded case
- toolless attachment

code	assembled dimensions
OR-STG	Ⓞ 10" w x 8.86" h x 2" d



Add a Counter!

Truss Counters and Podiums have several attractive designs to choose from with a sleek plex top as an available option. Choose from four tabletop colors. Graphic options are also available for Truss Counters. No tools needed for assembly.



RECTANGLE *R*



OVAL *R*



RACETRACK



CURVE *R*

name	code	assembled dimensions
Rectangle	OR-TC01	Ⓞ 46" w x 37" h x 28" d
Oval	OR-TC02	Ⓞ 46" w x 37" h x 28" d

name	code	assembled dimensions
Racetrack	OR-TC03	Ⓞ 46" w x 37" h x 28" d
Curve	OR-TC04	Ⓞ 61" w x 37" h x 28" d

Truss counter tops are available in your choice of four color options



Add Functionality with a Rack

Orbital Express™ Truss Merchandising Racks add functionality and options to any Orbital Truss kit. Accessory options offer multiple configurations and no tools are needed for assembly. Accessory panels are an a la carte add on option for 10ft, 20ft and island Orbital kits. Horizontal support bar needed for proper connection.



WIRE RACK

- grid wall with hook brackets
- hook brackets sold separately
- supports approx. 8 lbs. per panel
- OR-24-MP-M mounts to verticals
- horizontal connector required to hang properly (sold separately)

code	assembled dimensions
OR-24/36/46-MP	Ⓞ 6.19" w x 22.92" h x 1.37" d



HANGING RACK

- slot wall with hook brackets
- hook brackets sold separately
- supports approx. 8 lbs. per panel
- horizontal connector required to hang properly (sold separately)

code	assembled dimensions
OR-36/46-SP	Ⓞ 11.12" w x 37.26" h x 92" d



WIRE/HANGING RACK CONNECTOR

- required to mount wire and hanging rack
- includes quick lock truss connectors

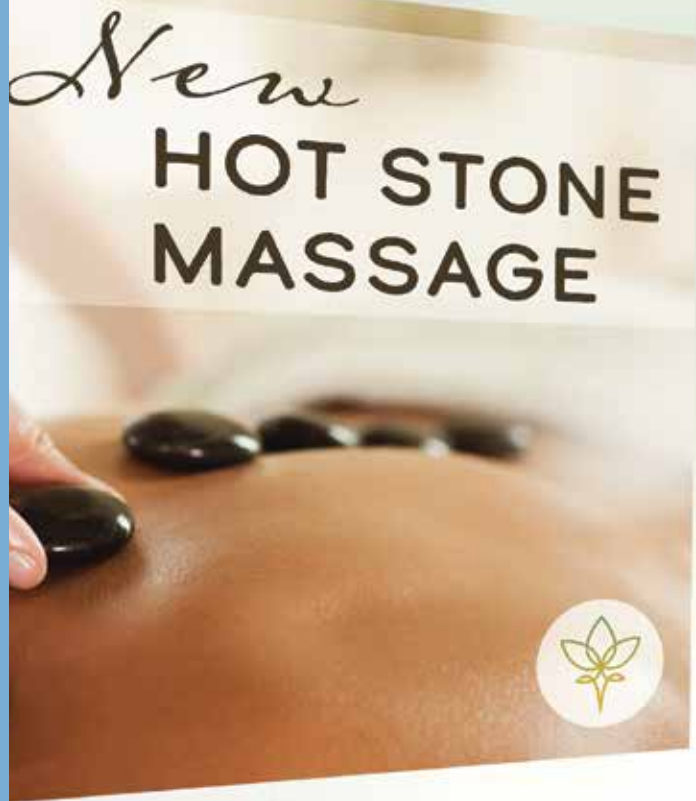
code	assembled dimensions
OR-24/36/46-SST	Ⓞ 6.19" w x 22.92" h x 1.37" d



ACCENTIS

& Accessories





ACCENTS & *accessories*

Impressive & Portable

Counter tops are available in your choice of four color options




Counters and kiosks can be used to accessorize any trade show, event or permanent space. With a variety of different counters and kiosks to choose from, mix and match to create the best-suited display.

HOPUP™ COUNTER



clear shelf



- collapsible display counter
- hook & loop applied fabric graphics
- includes clear internal shelf

code	assembled dimensions
HOP-CT-2	41.75" w x 39.69" h x 14.25" d

EMBRACE™ COUNTER



white shelf



- collapsible display counter
- includes white internal shelf
- push-fit fabric graphics

code	assembled dimensions
EMB-CT EMB-CT-BL	41" w x 40.5" h x 15.75" d

VECTOR FAST FRAME™ BACKLIT COUNTER



LED lights pre-attached



- collapsible light box counter with lights pre-attached to the frame
- comes with pre-attached black countertop
- assembles in minutes
- seamless and easy to change SEG push-fit graphics
- front and back graphics available
- two backlit graphic material options
- highly portable and breaks down easy
- includes rolling carry bag
- five year LED light warranty
- one year limited warranty against manufacturer defects

code	graphic width	graphic height	assembled dimensions
VFF-CT-BL	39.25"	39.25"	39.37" w x 40" h x 15.7" d

FAST FRAME FOLDAWAY COUNTER



Collapses easily in seconds!



- portable, collapsible counter
- LED lightbars are attached to the durable base and countertop
- graphic fits over the entire counter and attaches to the top and bottom base
- set up is quick and easy
- 10' power cord
- carry case is included

code	assembled dimensions
FF-CT-CL-BL	31.5" w x 40" h x 19" d



Counters & Charging Stations

CAMPAIGN



- hook & loop PVC graphic
- quick assembly
- strong & easy-to-clean plastic parts

code	assembled dimensions
CP-B3	32" w x 34.5" h x 18.5" d (counter, not including canopy)

PERCH



single or double-sided graphic!


Short Perch shown



- pole banner attachment for standard 6' or 8' wide tables
- hardware kit is universal for all height options
- table throw sold separately

code	width	heights	assembled dimensions
PERCH-6	74.75"	18.75" (small), 44" (med), 68.5" (large)	75.48" w x 70.6" h x 1.18" d
PERCH-8	99"	18.75" (small), 44" (med), 68.5" (large)	99.61" w x 70.6" h x 1.18" d

CHARGING TOWER



Charging stations are available in four color options



- features 16 high-speed charging tips: (8) Micro USB for Android devices and (8) Apple 8-pin for Apple iPhone/iPad/Lightning devices
- features a circular fabric header for branding and an illuminated fabric center structure

code	assembled dimensions
FMLT-CHRG-01	33.56" w x 86.81" h x 33.46" d

CHARGING COUNTER



top view

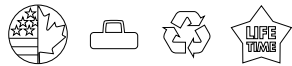


- 23.72" w x 41.54" h x 23.62" d
- features 8 high-speed charging tips: (4) Micro USB for Android devices and (4) Apple 8-pin for Apple iPhone/iPad/Lightning devices
- features stretch fabric graphic

code	assembled dimensions
FMLT-CHRG-CNTR-01-G	23.72" w x 41.54" h x 23.62" d

Freestanding Tablet Stands

UNIVERSAL TABLET STAND



- security screws, allen key and bolts make the unit both durable and theft resistant
- base can be bolted to the floor for extra security
- features a telescopic, adjustable-height pole

code	assembled dimensions
PAD21-04	Ⓞ 17.38" w x 28.06" h - 49.81" h x 13.75" d

TABLET STAND



- security screws and allen key make the unit both durable & theft resistant
- features a telescopic, adjustable-height pole
- small stand holds 7"-10.5" tablets
- large stand holds 10.5"-13" tablets

code	assembled dimensions
TABLET-STD-ESS-SH-S	Ⓞ 14.5" w x 30" h - 51.5" h x 14.5" d
TABLET-STD-ESS-SH-L	Ⓞ 14.5" w x 30.75" h - 52" h x 14.5" d



STAND 02

STAND 03

STAND 04

STAND 05

TENSION FABRIC IPAD STANDS



- iPad holders (2nd, 3rd, 4th gen and Air models)*
- pillowcase fabric graphic
- iPad stand 02 and 03 available for rent
- iPad stand 05 features a small monitor mount*, holds 32" TV/32 lbs max

name	code	assembled dimensions
ipad stand 02	TABLET-STD-02	Ⓞ 20.2" w x 85.11" h x 23.7" d
ipad stand 03	TABLET-STD-03	Ⓞ 19.98" w x 64.34" h x 15.2" d
ipad stand 04	TABLET-STD-04	Ⓞ 26.26" w x 46.26" h x 22.64" d
ipad stand 05	TABLET-STD-05	Ⓞ 30" w x 84" h x 23" d

*Monitor and tablets not included.

Kiosks



FORMULATE® KIOSKS



- lightweight aluminum tube frames with stretch zipper pillowcase fabric graphic
- supports medium monitor*

name	code	assembled dimensions
kiosk 01	FMLT-KIOSK-01	Ⓞ 31.17" w x 94.84" h x 41.68" d
kiosk 02	FMLT-KIOSK-02	Ⓞ 64.5" w x 96" h x 37.71" d
kiosk 03	FMLT-KIOSK-03	Ⓞ 55.12" w x 95.93" h x 38.48" d
kiosk 04	FMLT-KIOSK-04	Ⓞ 42.13" w x 96" h x 25.59" d

*Monitors not included.



FREESTANDING PORTABLE MONITOR KIOSK

- supports large 32-70" monitor*
- max weight = 40 lbs

FREESTANDING MONITOR KIOSK

- large or medium monitor* bracket
- max weight = 40 lbs
- medium holds 32-55" monitor
- large holds 37-70" monitor
- comes with 1 OCE case
- available to rent

FREESTANDING MONITOR KIOSK W/ SHELF

- medium holds 32-55" monitor*
- large holds 32-70" monitor
- shelf weight supports 15 lbs.

FREESTANDING SHELF

- three shelves support approx. 15 lbs each

VIBE MONITOR KIOSK

- medium monitor* bracket
- max weight = 50 lbs
- comes with 1 OCH2 case
- available to rent

add to your custom exhibit!

FREESTANDING MONITOR KIOSKS



Freestanding monitor kiosks are perfect for conference rooms, court rooms, corporate office spaces, lobby areas and more. Kiosk bases are made with aluminum extrusion and come with a lifetime warranty.

name	code	assembled dimensions
freestanding portable monitor kiosk	FREESTANDING-SPLIT-MM	Ⓞ 26.25" w x 75.25" h x 23.56" d
freestanding monitor kiosk	PM4S3-MK-M/L	Ⓞ 25.59" w x 70.98" h x 25.59" d
freestanding monitor kiosk w/ shelf	PM4S3-MK-M-MSHELF PM4S3-MK-L-MSHELF	Ⓞ 25.59" w x 75.25" h x 25.59" d
freestanding shelf	PM4S3-MK-SHELF-UNIT	Ⓞ 25.53" w x 70.98" h x 25.59" d
vibe monitor kiosk	VB-MK-01	Ⓞ 30" w x 78.38" h x 23.6" d

*Monitors not included.

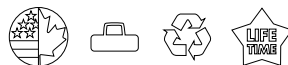


KIOSK 01

KIOSK 02



VECTOR FRAME MONITOR KIOSKS



- single or double-sided graphics available
- can hold your choice of one or two monitors*
- comes in 1 OCH case
- supports 32.55" monitor; max weight = 30 lbs. each

name	code	assembled dimensions
monitor kiosk 01	VF-MK-01-SS VF-MK-01-DS	35.68" w x 94.49" h x 25.59" d
monitor kiosk 02	VF-MK-02-SS VF-MK-02-DS	47.49" w x 94.49" h x 25.59" d

*Monitors not included.



TWIST 3 DISPLAY CABINET



- portable, collapsible, illuminated display cabinet
- heavy-duty plastic and 12 plexiglass window panels
- includes three integrated 14" w x 14" d shelves with three overhead lights
- shelves hold max 15 lbs
- optional branded graphic panels (14.56" w x 19.88" h) are offered a la carte
- easily collapses and packs into portable carry bag

name	code	assembled dimensions
twist 3	TWIST-3	16.25" w x 61.38" h x 16.25" d



TWIST 4 DISPLAY CABINET



- portable, collapsible, illuminated display cabinet
- heavy-duty plastic and 16 plexiglass window panels
- includes four integrated 14" w x 14" d shelves with four overhead lights
- shelves hold max 15 lbs
- optional branded graphic panels (14.56" w x 19.88" h) are offered a la carte
- easily collapses and packs into portable carry bag

name	code	assembled dimensions
twist 4	TWIST-4	16.25" w x 81.25" h x 16.25" d

Sign Stands

Easily display a graphic or message with a versatile and easy-to-assemble sign stand. We offer stands that feature adjustable posts, portrait and landscape sign configurations and more.

ADVOCATE



- telescopic post offers variable height from 30.5"-48"
- aluminum sign holder holds 8.5" w x 11" h paper
- frame can be rotated 360 degrees or any desired angle
- chrome finish

name	code	assembled dimensions
advocate sign stand	ADVOCATE	@_ 9.75" w x 30.5" - 48" h

SNAPPER STAND



- stylish, easy snap-open 11" w x 17" h frame
- frame can be used in portrait and landscape configurations
- silver aluminum sign holder, post and base

name	code	assembled dimensions
snapper sign stand	SNP-STAND	@_ 18.25" w x 40" h



Sign Stands

OBSERVE PRO



- lightweight, snap-together info center with 12" dia. base
- stylish curved header & adjustable brochure holder
- accepts 8.5" w x 11" h literature & graphic

name	code	assembled dimensions
observe pro	OBS-LP-SYS	Ⓞ 12" w x 48" h

OBSERVE DELUXE



- stylish double-sided curved design
- holds two 24" w x 36" h bubble graphics
- recommended printing material: .040"-.125"
- elegant brushed silver
- sturdy steel base with removable and adjustable brochure pockets

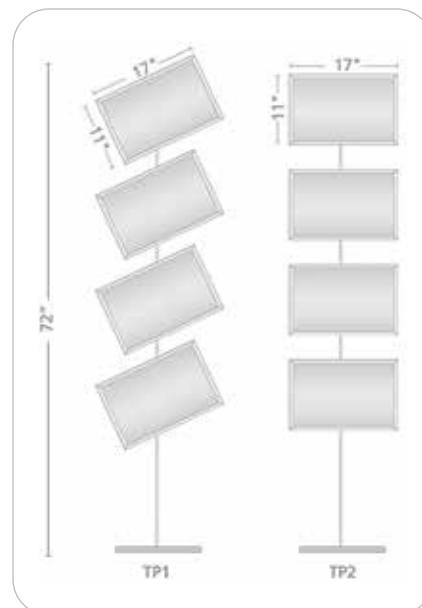
name	code	assembled dimensions
observe deluxe	OBS-DLX	Ⓞ 17.17" w x 74.5" h x 23.5" d

WEDGE



- combine multiple units for longer and taller displays
- graphic size is variable
- black only
- graphics not included

name	code	assembled dimensions
wedge	WED-1-B	Ⓞ 11.88" w x 3.25" h x 15.25" d



TRAPPA POST



- choice of silver or black snap frames, large or small, landscape, portrait or diagonal
- front loading graphic mechanism makes graphic changes easy
- includes clear protective lenses
- sturdy aluminum posts and heavy domed steel plate ensure stability

Literature Racks & Accessories



ZEDUP 1

- 6 pocket rack
- can be stored or shipped loaded with literature
- comes in black or silver

name	code	assembled dimensions
zedup 1	ZD-1-B ZD-1-S	10.88" w x 60.5" h x 14.38" d



QUANTUM SINGLE-SIDED

- 4 pocket rack
- collapsible
- constructed from plastic for light weight

name	code	assembled dimensions
quantum single-sided	QNTM-SS	11.25" w x 54.5" h x 15" d



ZEDUP LITE

- 6 pocket rack
- collapsible
- lightweight version of the ZedUp
- constructed from aluminum & plastic for reduced weight

name	code	assembled dimensions
zedup lite	ZD-LITE	14.63" w x 59" h x 11.13" d



OASIS

- highly portable
- three arm collapsible bag dispenser
- shiny silver finish

name	code
oasis	OASIS



CLOTHING DISPLAY RACK

- collapsible arms and feet, steel pole
- each arm holds 10 lbs
- tripod base provides stability
- height is adjustable from 48" h to 55" h
- easy to assemble with no tools
- 90 day warranty against manufacturer defects

name	code
clothing display rack	SMDR-ST-01



STEP STOOL

- sturdy EZ FOLDZ step stool
- 300 lb capacity
- folds flat for storage & transport
- blue only

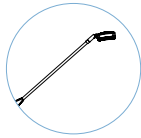
name	code
step stool	STEP-STOOL-BLUE

Slimline LED Lighting



LED FLOOD

- low voltage 12 watt spotlight
- 17.16" long from end to end
- mounts to dovetails and extrusion channel
- comes in set of 2
- available in black only

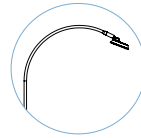


name	code
LED flood	LUM-LED4-ORL-B



LED SPOT

- low voltage 5 watt slender spotlight
- 17.18" long from end to end
- mounts to banner stands
- available in black only



name	code
LED spot	LUM-LED3-ORL-B



LED STRIP

- low voltage 12 watt
- 16.1" long from end to end
- mounts to dovetails and extrusion channel
- comes in set of 2
- available in black only

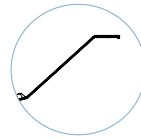


name	code
LED strip	LUM-LED5-ORL-B



LED EXHIBITION

- low voltage 12 watt spotlight
- 17.13" long from end to end
- mounts to extrusion channels
- comes in set of 2
- available in black only

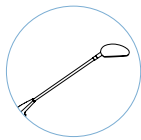


name	code
LED exhibition	LUM-LED6-ORL-B



LUMINA 200 LED

- LED Lumina 200 floodlight
- uses multi cups chip on board (MCOB) light technology and features a slim profile
- LED rated for 20,000 continuous hours
- 19" long from end to end
- available in black or silver



name	code
lumina 200 LED	LUM-LED2-ORL-B/S



LED ECO

- economy LED floodlight
- uses multi cups chip on board (MCOB) light technology and features a slim profile
- LED rated for 20,000 hours
- 12 watt
- 2.5 meter from transformer to light; 1.3 meter from outlet to transformer
- UL approved



name	code
LED eco	LUM-LED7-ORL-B (set of 2) LUM-LED7-ORL-B-EXT (single)



Lighting



ZOOM TENT LIGHT KIT



- compatible with Zoom Economy and Standard 10' & 20' Tents
- lights attach to Economy frames using magnets and Standard frames using hook & loop
- connect all lights together and plug into a single portable battery pack

name	code
zoom tent light kit	ZM-TNT-LED-01



UNIVERSAL LIGHT CLAMP KIT

- comes standard with the Lumina 1, 3, 4, 5, 6, 8 and allows our lights to fit a majority of banners, truss & panel kits
- UNI-LT-CLP50 comes only with bracket

name	code
universal light clamp kit	UNI-LT-CLP30 UNI-LT-CLP50



SPT CASE

- EVA semi-rigid lighting case
- foam-lined padded compartments
- holds two Lumina 200 lights & power supply

name	code
spt case	SPT-CASE



LED FLOOD LIGHT

- 85-265 voltage, 42 watt LED Flood light (equivalent to 400 watt halogen)
- projects cool WHITE light
- angles to 120°
- UL approved

name	code	assembled dimensions
LED flood light	LED-FLOOD	Ⓜ, 7.4" w x 9.44" h x 5.11" d



MINI LED FLOOD LIGHT

- 10 watt LED Flood light
- projects cool WHITE or RGB spectrum light
- remote control provided with RGB version
- angles to 120°
- UL approved

name	code	assembled dimensions
mini LED flood light	LED-10W-FLOOD-RGB LED-10W-FLOOD-W	Ⓜ, 4.49" w x 3.39" h x 3.98" d

use to illuminate fabric counters, funnels and columns



WARM WHITE

Features a warm white LED light output; good for light-colored and neutral graphic prints. 3,000K



COOL WHITE

Features a cool LED light output; good for darker graphic prints. 6,000K



RGB

Features multi-pattern flashing RGB LED light output; RGB spectrum cannot be controlled.

COLOR BLAST ACCENT LIGHTS

- 85-265 voltage, 13 watt LED blast light
- projects your choice of warm or cool WHITE, and a RGB spectrum flashing pattern
- 7" round x 7" h (when faceplate is flush with base and not angled)
- angles to 60°
- UL approved

name	code
color blast accent lights	LED-WRM-WHT-BLAST LED-COOL-WHT-BLAST LED-RGB-BLAST



It's critical to protect your tradeshow exhibit investment with a quality constructed transit and shipping case. An extensive selection of exhibit and display cases and crates to choose from that are all made in North America and are designed to house specific lines of exhibits and displays for maximum portability and protection during shipping.

LIGHTING & ACCESSORY CASE



- ideal for lights and accessories
- secure straps help to ensure case will remain closed during transport

name	code	weight	assembled dimensions
lighting & accessory case	OCA-2	8 lbs.	Ⓞ interior: 32.81" w x 4.13" h x 13.75" d exterior: 34" w x 7" h x 15" d

BANNER STAND CASE



- this expandable shipping case fits up to three swivel-foot banner stands with bags or one premium stand with bag
- also used for Formulate® Lite displays
- case fits all banners less than 47.5" wide

name	code	weight	assembled dimensions
banner stand case	OCB-2	9 lbs.	Ⓞ interior: 13.5" w x 30.29" - 45.14" h x 5" d exterior: 18.12" w x 34.49" - 54.24" h x 7.4" d

SMALL & LARGE GRAPHIC CASES



- premium latches for maximum strength
- built in wheels and easy-to-grip molded handle

name	code	weight	assembled dimensions
small graphic case	OCS	18 lbs.	Ⓞ interior: 14" w x 39.81" h x 13.25" d exterior: 18" w x 42.25" h x 16.5" d
large graphic case	OCL	20 lbs.	Ⓞ interior: 14" w x 51.5" h x 13.25" d exterior: 18" w x 55.13" h x 16.5" d

EXPANDABLE CASE



- the perfect expandable protective case for all Formulate® exhibit kits, hanging structures and more
- convenient lock guides for easier closure
- to use as a counter, simply separate the top and bottom and add the optional wood counter top, available in your choice of silver, black, mahogany or natural

name	code	weight	assembled dimensions
expandable case	OCE-2	36 lbs.	Ⓞ interior: 14" w x 40.75" - 65" h x 13.375" d exterior: 16.75" w x 41.25" - 65.5" h x 16.75" d



Cases

STANDARD WHEELED DISPLAY CASE



left view



top view

Optional counter top for OCE-2 & OCX are available in four color options



silver black mahogany natural

- premium latches for maximum strength
- optional wood counter top can be added in your choice of silver, black, mahogany or natural

name	code	weight	assembled dimensions
standard wheeled display case	OCX	32 lbs.	interior: 23.5" w x 35.75" h x 13.07" d exterior: 26.73" w x 39.49" h x 17.05" d

HOPUP-MEDIUM WHEELED CASE



- ideal for Hopup backwall displays (fits up to 4x3 hopup)
- built-in handle and wheels for easy transport

name	code	weight	assembled dimensions
hopup/medium wheeled case	OC-HOP	17 lbs.	interior: 13.5" w x 35.5" h x 13.5" d exterior: 15.5" w x 35.69" h x 17" d

TROLLEY ROLLER



- lightweight trolley for Hopup™ and Embrace™ displays
- collapsible, plastic and easy to transport

name	code	weight	assembled dimensions
trolley roller	TROLLEY	holds 55 lbs. max	9.25" w x 20" - 46.63" h x 12.75" d



LARGE DISPLAY CASES



OCH



OCH2

OCH

- roto-molded case for exhibits, graphics & accessories
- secure reinforced straps help to ensure case will remain closed during transport
- strong yet lightweight

OCH2

- heavy-duty shipping and storage case
- ideal for Linear hybrid displays
- secure reinforced straps help to ensure case will remain closed during transport
- wheels and handles recessed

name	code	weight	assembled dimensions
large display case	OCH	22 lbs.	☺ interior: 23.25" w x 7.63" h x 46.5" d exterior: 26" w x 12" h x 50" d
large display case 2	OCH2	30 lbs.	☺ interior: 24.13" w x 12.25" h x 47.25" d exterior: 29" w x 15" h x 52" d

FREIGHT CASES



OCFM



OCF



OCF2

OCFM

- interlocking surface to enable two cases to be transported together
- maximum case depth = 8" allowing up to 8 flat panels per case
- can ship UPS/FedEx or Freight

OCF

- offers the same features and benefits of the OCT in a rectangular shape

OCF2

- molded stackable shipping crate 18" deep
- heavy-duty roller bearing recessed in bridge of case
- holds 18 layers of flat panels in horizontal direction

name	code	weight	assembled dimensions
freight case	OCFM	35 lbs.	☺ interior: 35.75" w x 9.75" h x 47.25" d exterior: 38" w x 15" h x 49" d
freight case	OCF	55 lbs.	☺ interior: 48" w x 19.75" h x 35.5" d exterior: 51" w x 24" h x 39" d
freight case	OCF2	70 lbs.	☺ interior: 48" w x 18" h x 48" d exterior: 51" w x 23" h x 51" d

ORBITAL CURVED TRUSS CASE



- designed to handle national & international exhibit freight shipments
- offers maximum protection for your exhibit materials

name	code	weight	assembled dimensions
orbital curved truss case	OCT	138 lbs.	☺ interior: 43.5" w x 33" h x 47.25" d exterior: 48" w x 42" h x 51" d





RETAIL

Merchandising

Systems



MODify

Retail Merchandising System

Welcome to **MODify**[®].

The MODify[®] collection of retail displays is a one-of-a kind system that incorporates SEG push-fit fabric graphics, which enable you to brand, promote and merchandise with ease! The premise of MODify is to do just that...modify with graphics, accessories and furniture.

What's so *great* about MODify®?

ULTIMATE *flexibility.*

Silicone Edge Graphics (SEG)

Unlike any other Retail Merchandising System in the marketplace, MODify incorporates **SEG push-fit fabric graphics**, enabling you to design and replace graphics improving the longevity and value of your structure.

Quick ship

7 days or less for most fixtures!

Easy to modify

with graphics and accessories.

Simple assembly

Associate level install.



pick your frame



design your graphics



accessorize & merchandise!



It's Nice to Have Options!


MODify® enables you to look different and stand out from the rest, while providing lifetime value and immense flexibility.

Graphics

Vibrant, SEG push-fit fabric graphics offer the flexibility to incorporate any color, pattern, brand or message.

Colors

Frames are offered in your choice of color.



Easy fabric graphic install & changeout!

Accessories

Shelves, waterfall and faceouts can be mixed and matched.

It's as Easy as 1, 2, 3...



01 pick your Base


Choose the kit you like & imagine the branding and messaging you can incorporate on the graphics! Choose from three color finishes for the kit - white, black or silver.




white



black

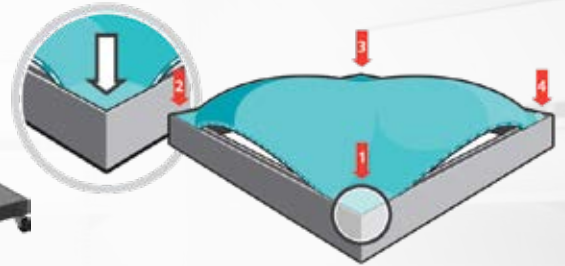


silver



02 design your Graphics

The SEG push-fit fabric graphics allow you to incorporate any fabric color, texture (even woodgrain!) pattern, message or brand. Easily change for different messages and for the change of seasons!



MODify! rinse. wash. repeat.

New season, new brand, new look? Print new graphics and add different accessories to support your merchandising needs.



03 accessorize

Accessorize with shelves, hang bars, slatwall hooks, faceouts, waterfalls, towel bars and more. Mix and match and maximize value.



04 merchandise

Decorate with merchandise and start to sell!

QUICK SHIP
SIMPLE ASSEMBLY
ASSOCIATE LEVEL
INSTALL.

MODify® Single Sided



Base Kit 01, shown in white

Base Kit includes 3 Shelves

KIT 01

SINGLE SIDED MERCHANDISE DISPLAY

MFY-SS-K-01-W/B/S | 37.5"W x 72"H x 20.5"D

Base Kit includes:

- four 36"W x 12"D steel shelves
- two 35"W x 69"H single sided SEG push-fit fabric graphics, one front/one back
- drop-in base
- all elements in kit are the same color, your choice of all white, black, or silver


Kit Color Options



white


black

silver




easy-to-apply graphics

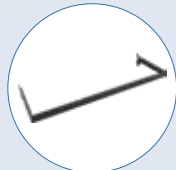
OPTIONAL ACCESSORIES:



Towel Bar



Faceout for Towel Bar



U Bar



Base Kit 02, shown in silver

MODify'd with Slatwall hooks

KIT 02

SINGLE SIDED MERCHANDISE DISPLAY WITH SLATWALL

MFY-SS-K-02-W/B/S | 37.5"W x 72"H x 20.5"D

Base Kit includes:

- 35"W x 72"H slatwall
- 35"W x 11"H SEG push-fit fabric graphic header
- drop-in base
- all elements in kit are the same color, your choice of all white, black, or silver


OPTIONAL ACCESSORIES:




Slatwall Hooks



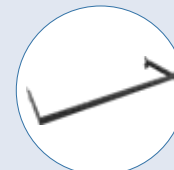
Waterfalls



Towel Bar



Faceout for Towel Bar




U Bar




Shelves



MODify[®] with graphics, accessories & furniture!



Base Kit 03,
shown in black



MODify'd with Shelves, Waterfalls
& Nesting Tables

KIT 03

SINGLE SIDED MERCHANDISE DISPLAY WITH
TWO SLATWALL PANELS

MFY-SS-K-03-W/B/S | 110"W x 96"H x 19"D

Base Kit includes:

- left & right 35"W x 96"H slatwall panels
- center SEG push-fit fabric graphic panel 35"W x 96"H
- non-rolling base
- all elements in kit are the same color, your choice of all white, black, or silver


Kit Color Options



white

black

silver



easy-to-apply graphics


**OPTIONAL
ACCESSORIES:**




Slatwall Hooks



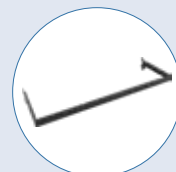
Waterfalls



Towel Bar



Faceout for
Towel Bar



U Bar



Shelves

See page 214 for all accessory options!



MODify | Single Sided Kits

MODify® Single Sided



Base Kit 04, shown in white



MODify'd with Shelves & Waterfalls

KIT 04

SINGLE SIDED MERCHANDISE DISPLAY
WITH THREE SLATWALL PANELS
MFY-SS-K-04-W/B/S | 110"W x 96"H x 19"D

Base Kit includes:

- three single sided 35"W x 96"H slatwall panels
- three 35"W x 11"H SEG push-fit graphic headers
- non-rolling base
- all elements in kit are the same color, your choice of all white, black, or silver


Kit Color Options



white

black

silver



easy-to-apply graphics


OPTIONAL ACCESSORIES:




Slatwall Hooks



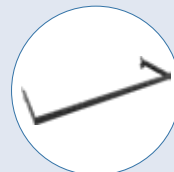
Waterfalls



Towel Bar



Faceout for Towel Bar



U Bar



Shelves



Merchandise with Ease!



Base Kit 05, shown in white



MODify'd with Shelves, Waterfall & Nesting Tables


KIT 05

SINGLE SIDED MERCHANDISE DISPLAY
MFY-SS-K-05-W/B/S | 74"W x 96"H x 19"D

Base Kit includes:

- one 35"W x 96"H slatwall panel
- one 35"W x 93"H SEG push-fit fabric graphic
- non-rolling base
- all elements in kit are the same color, your choice of all white, black, or silver

Kit Color Options



easy-to-apply graphics


OPTIONAL ACCESSORIES:




Slatwall Hooks



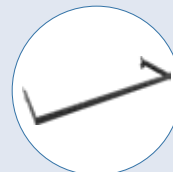
Waterfalls




Towel Bar



Faceout for Towel Bar



U Bar



Shelves

See page 214 for all accessory options!



MODify® Double Sided



Base Kit 01, shown in white


MODify'd with Shelves, U Bar & Casters

KIT 01
 DOUBLE SIDED MERCHANDISE DISPLAY
 MFY-DS-K-01-W/B/S | 37.5"W x 72"H x 37.5"D

Base Kit includes:

- double sided 35"W x 72"H slatwall display
- frame topper with 35"W x 12"H SEG push-fit fabric graphic, one on each side
- base (casters are optional)
- all elements in kit are the same color, your choice of all white, black, or silver

Kit Color Options



easy-to-apply graphics

OPTIONAL ACCESSORIES:



Tell your story through graphics!



Base Kit 02, shown in white



MODify'd with Shelves, Monitor Mounts & U Bars

*32" monitors shown. Monitors not included.


KIT 02

DOUBLE SIDED MERCHANDISE DISPLAY
MFY-DS-K-02-W/B/S | 74"W x 96"H x 37.5"D

Base Kit includes:

- four 36"W x 48"H slatwall panels, two on the front & two on the back
- four 35"W x 47"H SEG push-fit fabric graphic panels, two on the front & two on the back
- non-rolling base
- all elements in kit are the same color, your choice of all white, black, or silver

Kit Color Options



easy-to-apply graphics


OPTIONAL ACCESSORIES:




Slatwall Hooks



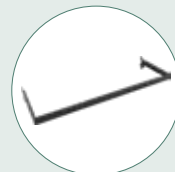
Waterfalls




Towel Bar



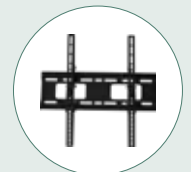
Faceout for Towel Bar



U Bar



Shelves



Medium Monitor Mount*

See page 214 for all accessory options!



MODify® Double Sided



Base Kit 03, shown in black


KIT 03

DOUBLE SIDED MERCHANDISE DISPLAY
MFY-DS-K-03-W/B/S | 74"W x 72"H x 37.5"D

Base Kit includes:


- side panel features SEG push-fit fabric graphics & six shelves, three shelves on each side
- open section used to hang apparel and merchandise
- base (casters are optional)
- all elements in kit are the same color, your choice of all white, black, or silver

Kit Color Options

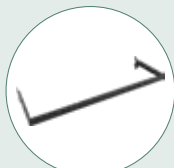


easy-to-apply graphics

OPTIONAL ACCESSORIES:



Towel Bar



U Bar



Casters



MODify[®] with Accessories & Furniture



Base Kit 04, shown in white




MODify'd with Shelves, U Bars & Faceouts

KIT 04 DOUBLE SIDED SLATWALL MERCHANDISE DISPLAY MFY-DS-K-04-W/B/S | 110"W x 96"H x 37.5"D

Base Kit includes:

- three double sided 36"W x 96"H slatwall panels
- six 36"W x 12"H SEG push-fit fabric graphic headers
- non-rolling base
- all elements in kit are the same color, your choice of all white, black, or silver

Kit Color Options



easy-to-apply graphics

OPTIONAL ACCESSORIES:




Slatwall Hooks



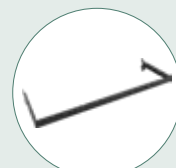
Waterfalls




Towel Bar



Faceout for Towel Bar



U Bar



Shelves

See page 214 for all accessory options!



MODify® Gondolas



Base Kit 01, shown in white

*powerful graphics.
easy to change.*

MODify'd with Faceouts & Shelves

KIT 01

GONDOLA RETAIL DISPLAY

MFY-GN-K-01-W/B/S | 76.5"W x 72"H x 37.5"D


Base Kit includes:

- five frames: two ends, two center, one header
- 35"W x 57"H (full height) slatwall on front & back
- end caps each hold a 35"W x 57"H SEG push-fit fabric graphic, black liners on inside
- two 35"W x 57"H push-fit fabric graphics on inside of display
- frame topper with 59"W x 12"H SEG push-fit fabric graphic, one on each side
- non-rolling base
- all elements in kit are the same color, your choice of all white, black, or silver

Kit Color Options



white black silver



easy-to-apply graphics


OPTIONAL ACCESSORIES:




Slatwall Hooks



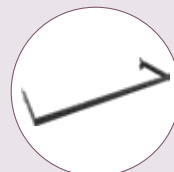
Waterfalls



Towel Bar



Faceout for Towel Bar



U Bar



Shelves



MODify[®] Merchandising Flexibility



Base Kit 02,
shown in black

**MODify'd with Towel Bar,
Faceout for Towel Bar & Shelves**

KIT 02

GONDOLA RETAIL DISPLAY

MFY-GN-K-02-W/B/S | 76.5"W x 96"H x 28.5"D

Base Kit includes:

- five frames: two ends, two center, one header
- two, 35"W sections in center hold SEG push-fit fabric graphics on both sides
- end caps each hold a 28"W x 81"H SEG push-fit fabric graphic, black liners on inside
- frame topper with 59"W x 12"H SEG push-fit fabric graphic, one on each side
- non-rolling base
- frame, slatwall and base colors in kit are all the same, your choice of all white, black or silver

Kit Color Options



white



black



silver



easy-to-apply graphics



Base Kit 03,
shown in black



*Graphics
can be
printed textures,
like wood!*



**MODify'd with
Faceouts & Shelves**

KIT 03


GONDOLA RETAIL DISPLAY

MFY-GN-K-03-W/B/S | 39"W x 61.5"H x 37.5"D


Base Kit includes:

- three frames: side, center, one header
- center section holds 35.5"W x 57"H SEG push-fit fabric graphic, one on each side
- end cap includes a 37"W x 57"H SEG push-fit fabric graphic and black liner on inside
- rolling base (casters included)
- all elements in kit are the same color, your choice of all white, black, or silver

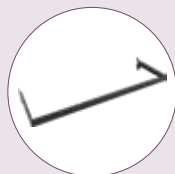
OPTIONAL ACCESSORIES:



Towel Bar



Faceout for
Towel Bar



U Bar

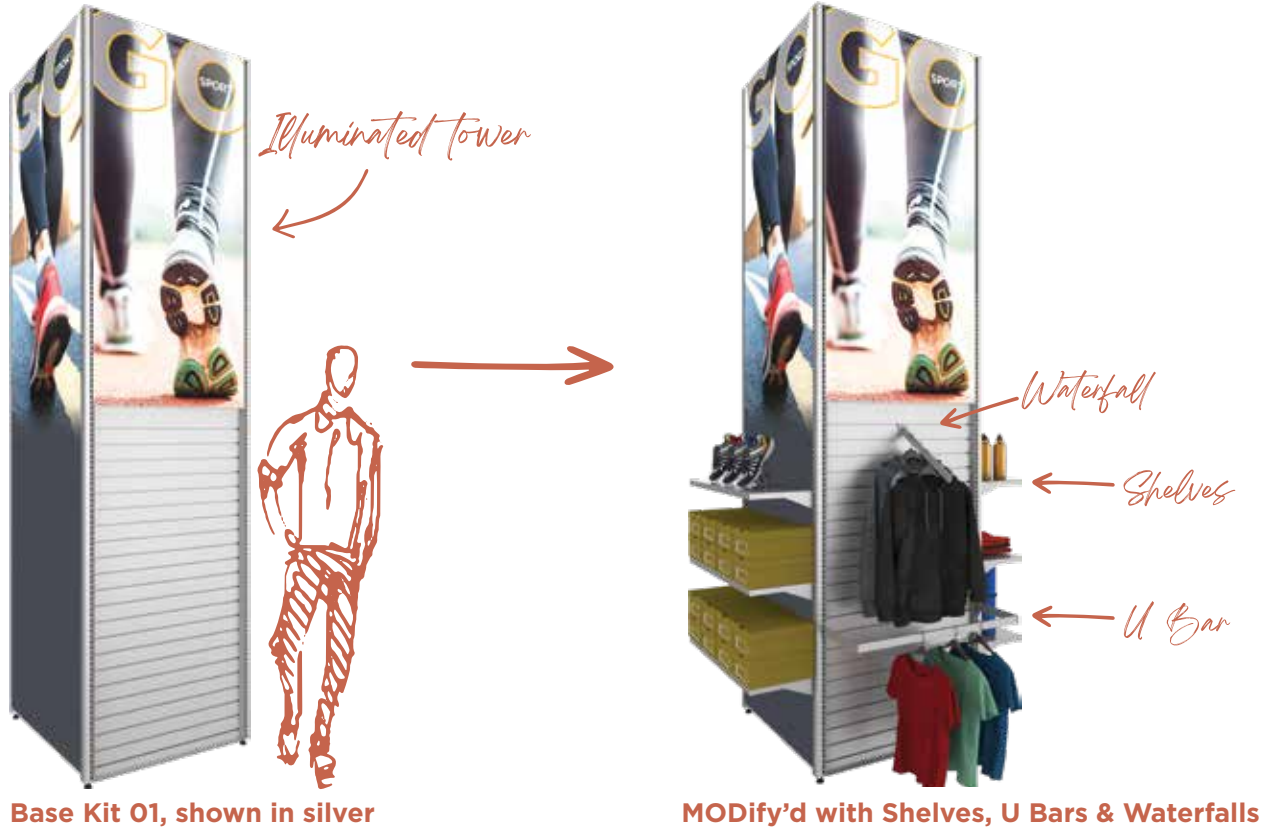


Shelves

See page 214 for all accessory options!



MODify[®] Four Sided Towers



Base Kit 01, shown in silver

MODify'd with Shelves, U Bars & Waterfalls

KIT 01

FOUR SIDED BACKLIT RETAIL TOWER

MFY-4S-K-01-W/B/S | 39"W x 144"H x 39"D

Base Kit includes:

- four frames & LED lights inside the tower make it glow
- two 36"W x 72"H slatwall panels on two sides with 36"W x 73"H SEG fabric graphics on top
- two 36"W x 141"H full height SEG fabric graphic panels
- all elements in kit are the same color, your choice of all white, black, or silver


Kit Color Options



white

black

silver



easy-to-apply graphics


OPTIONAL ACCESSORIES:




Slatwall Hooks



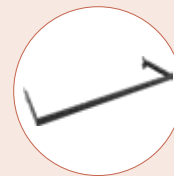
Waterfalls



Towel Bar



Faceout for Towel Bar



U Bar



Shelves



MODify® Four Sided Towers



Base Kit 02, shown in black



MODify'd with Monitor Mounts & Shelves

*32" monitors shown. Monitors not included.

KIT 02

FOUR SIDED RETAIL TOWER W/ SQUARE HEADER

MFY-4S-K-02-W/B/S | 60"W x 120"H x 60"D


Base Kit includes:

- center tower holds four 36"W x 117"H SEG push-fit fabric graphics and can hold a multitude of fixtures for merchandising
- square header holds four 60"W x 18"H SEG push-fit fabric graphics & attaches to center tower
- all elements in kit are the same color, your choice of all white, black, or silver




Add a riser for additional merchandising!

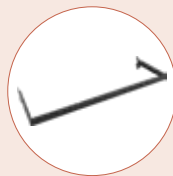
OPTIONAL ACCESSORIES:



Towel Bar



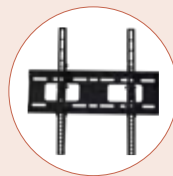
Faceout for Towel Bar



U Bar



Shelves



Medium Monitor Mount*

See page 214 for all accessory options!



Easy to **MODify**[®] for the Seasons



Base Kit 03, shown in white



MODify'd with Shelves & Waterfalls


KIT 03

FOUR SIDED ARCH RETAIL DISPLAY
MFY-4S-K-03-W/B/S | 148"W x 144"H x 39"D

Base Kit includes:

- two 36"W x 144"H towers on both sides hold slatwalls, fixtures and graphics
- four 36"W x 96.5"H slatwall panels, two on each tower
- overhead 140.5"W x 50"H SEG push-fit fabric graphic front and back commands attention
- all elements in kit are the same color, your choice of all white, black, or silver

Kit Color Options



easy-to-apply graphics


OPTIONAL ACCESSORIES:




Slatwall Hooks



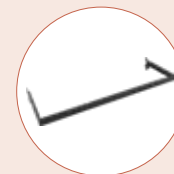
Waterfalls



Towel Bar



Faceout for Towel Bar



U Bar



Shelves





MODify[®] Accent Furniture

Merchandise

Complement your MODify Retail Display with furniture that helps you merchandise and put products on display.

RISERS

MFY-RSR-01 | 34"W x 18"H x 17.75"D
MFY-RSR-02 | 47.75"W x 12"H x 23.75"D

Risers feature a steel frame, a wood top and optional magnetic graphics

- black steel retail riser
- your choice of white, black, natural or gray woodgrain inset wood top
- optional Magnetic graphic for any side
- two size options

Laminate Color Options



shown with magnetic graphics

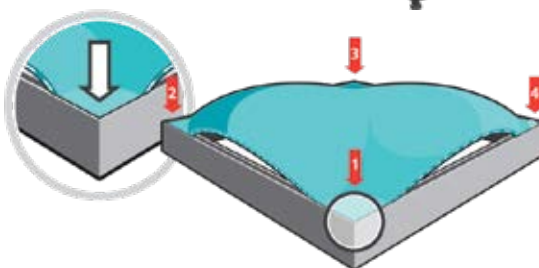

MODIFY NESTING TABLES

MFY-TBL-01-W/B/S | 56"W x 36"H x 30"D
MFY-TBL-02-W/B/S | 48"W x 30"H x 24"D
MFY-TBL-03-W/B/S | 34"W x 36"H x 30"D
MFY-TBL-04-W/B/S | 27"W x 30"H x 24"D

Nesting Tables feature aluminum frames, wood tops and optional SEG push-fit fabric graphics

- your choice of silver, black or white leg frames
- your choice of white, black, natural or gray woodgrain laminate wood top
- optional SEG push-fit graphic for each side


Laminate Color Options



easy-to-apply graphics



Laminate Color Options




MODify® Accent Furniture

MODIFY DISPLAY TABLES

HPC-14 | 59"W x 39.5"H x 23"D

HPC-13 | 47.25"W x 39.5"H x 23"D

- sleek and stylish laminated wood table
- your choice of white, black, natural or gray woodgrain
- three pieces for quick assembly
- optional vinyl graphic adds a pop of color
- two size options



MODIFY COUNTER

HPC-02 | 70.88"W x 39.38"H x 23.63"D

- wood counter with lighting inside to make your brand glow
- your choice of white, black, natural or gray woodgrain
- SEG push-fit fabric graphic in your choice of opaque or backlit
- rear locking storage door
- durable aluminum feet
- holds max weight of 50 lbs.



MODIFY PEDESTALS

MFY-PED-01 | 16"W x 35.5"H x 16"D

MFY-PED-01A | 16"W x 47.5"H x 16"D w/ topper

MFY-PED-02 | 16"W x 26"H x 16"D

MFY-PED-02A | 16"W x 35.5"H x 16"D w/ topper

- pedestal for merchandise display
- square, abrasion-resistant acrylic topper
- wood top comes in your choice of white, black, natural or gray woodgrain
- base consists of four, SEG push-fit fabric graphics

*available with or without
an acrylic topper* →



MFY-PED-01




MFY-PED-02A



MODify® Accessories

MODIFY WITH ACCESSORIES

Accent and accessorize your MODify® Retail Display with shelves, slatwall hooks, waterfalls, faceout bars, U bars and monitor mounts. Mix and match with various colors or keep uniform. MODify accessories can be used for any kit in the MODify collection.



SHELVES



36" WIDE, 12" DEEP SHELF
SILVER, BLACK, WHITE
MFY-SLF-36-12-S/W/B



36" WIDE, 12" DEEP HANG BAR SHELF
SILVER, BLACK, WHITE
MFY-SLF-36-12-HB-S/W/B

RAILS + RAIL ACCESSORIES



36" WIDE 2.75" DEEP TOWEL BAR
SILVER, BLACK, WHITE
MFY-SLT-TWL-36-3-S/W/B



36" WIDE 12" DEEP U-SHAPED HANG BAR
SILVER, BLACK, WHITE
MFY-UBR-36-12-S/W/B



SLATWALL HOOKS 4", 6", 8", 10", 12"
SILVER, BLACK, WHITE
MFY-SLT-HK-4-S/W/B
MFY-SLT-HK-6-S/W/B
MFY-SLT-HK-8-S/W/B
MFY-SLT-HK-10-S/W/B
MFY-SLT-HK-12-S/W/B



5 PEG WATERFALL FOR TOWEL BAR, 12" LONG
SILVER, BLACK, WHITE
MFY-TWL-WTR-12-5-S/W/B



SLATWALL 7 PEG WATERFALL, 16" LONG
SILVER, BLACK, WHITE
MFY-SLT-WTR-16-7-S/W/B



FACEOUT FOR TOWEL BAR, 6", 8", 10" LONG
SILVER, BLACK, WHITE
MFY-TWL-FC-6-S/W/B
MFY-TWL-FC-8-S/W/B
MFY-TWL-FC-10-S/W/B



SLATWALL FACEOUT, 6", 8", 10", 12"
SILVER, BLACK, WHITE
MFY-SLT-FC-6-S/W/B
MFY-SLT-FC-8-S/W/B
MFY-SLT-FC-10-S/W/B
MFY-SLT-FC-12-S/W/B

CASTERS



CASTERS, 4 PACK - TWO CASTERS WITH STOPPERS, TWO WITHOUT
MFY-CSTR-4-PK

BASE DECKS




DROP-IN BASE DECK
36" W X 17.25" D DROP-IN BASE WITH 2" TOE KICK
SILVER, BLACK, WHITE
MFY-BD-36-17-W/B/S



SOLO BASE DECK
36" W X 17.25" D SOLO BASE DECK WITH 2" TOE KICK
SILVER, BLACK, WHITE
MFY-SBD-36-17-W/B/S

MONITOR MOUNT



MEDIUM MONITOR MOUNT
TUBE-M-MB

MODify® Fixture Options


Again, it's Nice to Have *Options.*

COLOR FINISHES


The MODify® Retail Merchandising System offers three metal powder coat finishes. Base kits come in one color for the frame, base, slatwall and included accessories. Optional accessories and fixtures are an ideal way to mix and match colors.

Additional Finishes


We can powder coat any color! With a bit more time, we can colorize frames and fixtures to your desired colors.



white



black



silver


SEG PUSH-FIT FABRIC GRAPHICS

SEG push-fit fabric graphics allow you to incorporate any color, pattern, message or brand you wish to within the retail display. Easily change for different brands and for the change of seasons.




WOOD LAMINATE COLORS

Our laminate wood tops for nesting tables and risers are quality crafted and available in four color options.



white



black



natural



gray



Custom designed RETAIL DISPLAYS

The MODify Collection provides a multitude of finish and material options that will MODify and modernize your retail space. However, if you need a truly unique, custom solution, we have the creativity and capability to design and develop a unique retail display solution for your needs.

With over 20 years of experience in the design, construction, project management and realization of custom solutions, we have what it takes to bring your ideas to reality.

Reach out to our design team about custom retail solutions.

MODify[®] Retail Merchandise System

NEED IT FAST?
THIS IS YOUR JAM.

WANT SOMETHING
DIFFERENT?
SLIGHTLY MODify.

LOOKING FOR
ONE OF A KIND?
WE CAN DO THAT!

	STANDARD	SEMI-CUSTOM	CUSTOM
DEFINITION & COLOR OPTIONS	<p>Displays, accessories and accent furniture as shown with outlined colors and finish options.</p> <p>Colors: Black, White, Silver</p> <p>Wood colors: Black, White, Natural & Gray Woodgrain</p> <p>Graphics: Any color or pattern you wish, based on what you design!</p>	<p>Displays configured to a different height (same width ~ 36") or color.</p> <p>Frame colors: Endless Powder Coat color options for frames and standard accessories.</p> <p>Standard Accent Furniture needed in a different frame or wood color.</p>	<p>Unique shapes, sizes, and colors.</p> <p>Custom-developed displays, furnishings, and accessories per the sizes you need and desire.</p> <p>You specify the color for frames, accessories, and accent furnishings.</p>
LEAD TIME	<p>Design: Already done!</p> <p>Build: Quantity 1-4: 7 days Quantity 5-8: 8 days Quantity 9-12: 9 days</p>	<p>Design: 5 days</p> <p>Build: 2-4 weeks</p>	<p>Design: 2+ weeks Based on project scope.</p> <p>Build: 6-8+ weeks Based on project scope.</p>
PACKAGING	Boxed & skidded.	Boxed & skidded.	Boxed & skidded.
SERVICE LEVELS	<p>Self-serve.</p> <p>Pick your desired displays, accessories and accent furniture right out of the catalog. Design your artwork, submit, and order.</p> <p>Install: Self-serve install. Kits are designed for associate-level install and can be assembled per the easy set-up instructions provided.</p> <p>Need a Virtual image of a standard kit? No problem, request and we will provide in 24-48 hrs.</p> <p>Need a Virtual of a MODify'd kit, configured with the accessories you wish? No problem, request and we will provide in 24-72 hours.</p>	<p>Light Consult, Design & Estimate.</p> <p>Get to know more about you, your project and how you want the base MODify collection slightly MODify'd.</p> <p>Display virtual/design. Detailed estimate.</p> <p>Install: Your choice of self-serve or professional installation.</p>	<p>Heavy Consult & Conceptual Design.</p> <p>Conceptual design services for full environments and custom displays, accessories, and accent furniture.</p> <p>Prototypes, renderings, and fabrication drawings for approval. Store fixture program development and rollout.</p> <p>Install: Professional Installation service provided if needed.</p>



Providing Ultimate Flexibility & Value

The Standard MODify Process

01

Pick Your MODify Fixture.

02

Design Your Graphics.

03

Select Your MODify Accessories.

04

Accent with MODify Furniture.

05

Place Your Order.

06

We Make & Ship.

07

You Install. Our easy-to-use instructions detail step-by-step assembly.

What's so *great* about MODify®?

- Superior, **vibrant** SEG push-fit fabric graphics.
- Turnkey - **7 days** for most displays!
- Simple assembly - associate level install.
- Three color options: White, Black, and Silver.
- Easy to MODify with shelves and fixtures.
- Frames & graphics are **made in North America**.
- Remarkable quality! Lifetime frame warranty and **easy graphic changeout**.
- Customized retail displays available!





VISUALLY EMPOWERING BRANDS

EVENTS
EXHIBITS
TRADE
SHOWS
RETAIL

THE EXHIBITORS'®
**HAND
BOOK**

MODULAR DISPLAY SOLUTIONS

printbrain.ca