


# STUDENT TEST BOOKLET – LAUSD



# Skills Assessments

Developed for  
Los Angeles Unified School District Teachers  
Using *Open Court Reading 2000*

**G** **R** **A** **D** **E**

**1**

**Week 6**


Student Name \_\_\_\_\_

**DIRECTIONS:** Your teacher will say a word. Choose the correct spelling for that word. Fill in the bubble below the word you have chosen.


- |     |                                   |                                 |                                   |
|-----|-----------------------------------|---------------------------------|-----------------------------------|
| 1.  | mot<br>A. <input type="radio"/>   | mat<br>B. <input type="radio"/> | mit<br>C. <input type="radio"/>   |
| 2.  | cub<br>A. <input type="radio"/>   | cb<br>B. <input type="radio"/>  | cob<br>C. <input type="radio"/>   |
| 3.  | sp<br>A. <input type="radio"/>    | sap<br>B. <input type="radio"/> | sip<br>C. <input type="radio"/>   |
| 4.  | jug<br>A. <input type="radio"/>   | gug<br>B. <input type="radio"/> | jpg<br>C. <input type="radio"/>   |
| 5.  | ct<br>A. <input type="radio"/>    | cot<br>B. <input type="radio"/> | cut<br>C. <input type="radio"/>   |
| 6.  | hid<br>A. <input type="radio"/>   | hd<br>B. <input type="radio"/>  | had<br>C. <input type="radio"/>   |
| 7.  | bon<br>A. <input type="radio"/>   | bin<br>B. <input type="radio"/> | pin<br>C. <input type="radio"/>   |
| 8.  | nap<br>A. <input type="radio"/>   | nip<br>B. <input type="radio"/> | nop<br>C. <input type="radio"/>   |
| 9.  | jrack<br>A. <input type="radio"/> | trk<br>B. <input type="radio"/> | track<br>C. <input type="radio"/> |
| 10. | spin<br>A. <input type="radio"/>  | spn<br>B. <input type="radio"/> | spun<br>C. <input type="radio"/>  |

TOTAL SCORE: _____/10
-----------------------

**DIRECTIONS:** For each section, choose one word in each line that tells something about the picture. Then fill in the bubble below the word you have chosen.



- |    |                          |                          |                          |
|----|--------------------------|--------------------------|--------------------------|
| 1. | ant                      | cat                      | pig                      |
|    | A. <input type="radio"/> | B. <input type="radio"/> | C. <input type="radio"/> |
| 2. | in                       | on                       | at                       |
|    | A. <input type="radio"/> | B. <input type="radio"/> | C. <input type="radio"/> |
| 3. | nut                      | bag                      | pot                      |
|    | A. <input type="radio"/> | B. <input type="radio"/> | C. <input type="radio"/> |



- |    |                          |                          |                          |
|----|--------------------------|--------------------------|--------------------------|
| 4. | hog                      | sun                      | duck                     |
|    | A. <input type="radio"/> | B. <input type="radio"/> | C. <input type="radio"/> |
| 5. | dig                      | jug                      | nap                      |
|    | A. <input type="radio"/> | B. <input type="radio"/> | C. <input type="radio"/> |
| 6. | stop                     | cup                      | pants                    |
|    | A. <input type="radio"/> | B. <input type="radio"/> | C. <input type="radio"/> |



- |     |                          |                          |                          |
|-----|--------------------------|--------------------------|--------------------------|
| 7.  | Pam                      | cap                      | hug                      |
|     | A. <input type="radio"/> | B. <input type="radio"/> | C. <input type="radio"/> |
| 8.  | ran                      | sit                      | hop                      |
|     | A. <input type="radio"/> | B. <input type="radio"/> | C. <input type="radio"/> |
| 9.  | look                     | snap                     | robin                    |
|     | A. <input type="radio"/> | B. <input type="radio"/> | C. <input type="radio"/> |
| 10. | mitt                     | pan                      | map                      |
|     | A. <input type="radio"/> | B. <input type="radio"/> | C. <input type="radio"/> |

TOTAL SCORE: \_\_\_\_\_/10

## Optional Passage #1 (Practice Only)

Refer to “General Directions for **One-Minute** Administration of Reading Passages.”

Say these specific directions to the student:

*When I say “Begin,” start reading aloud at the top of this page. Read across the page (DEMONSTRATE BY POINTING). Try to read each word. If you come to a word you don’t know, I will say the word for you. Read as quickly and accurately as you can, but do not read SO fast that you make mistakes. Do your best reading.*

A kid and a big dog jog in the grass.	10
The dog yaps and nips at a black cat.	19
The cat has a fit.	24
He runs and slips in the pond.	31
The wet cat is not glad.	37
He is mad.	40
The kid stands next to the pond.	47
He tells the dog it is bad to yap and nip at cats.	60
The dog licks the kid’s hand.	66
Ducks are on the pond.	71
The ducks quack at the dog.	77
The dog yips at the ducks.	83
A hen clucks at the cat.	89
The cat sits in the sun.	95
The ducks swim on the pond.	101

EVALUATING CODES FOR ORAL READING	
sky /	(/) word read incorrectly
blue ^	sky (^) inserted word
	(□) after the last word read

**Comments:**

FLUENCY SCORE	
Number of Words Read Per Minute:	_____
Number of Errors:	— _____
Number of Words Read Correctly:	_____
Passing Criterion (50th %ile)	= practice only

Errors include: 1) words read incorrectly; 2) words left out or inserted; 3) mispronounced words; 4) dropped endings or sounds; and 5) reversals. Self-corrections and word repetitions are NOT marked as errors.

## Optional Passage #2 (Practice Only)

Refer to “General Directions for **One-Minute** Administration of Reading Passages.”

Say these specific directions to the student:

*When I say “Begin,” start reading aloud at the top of this page. Read across the page (DEMONSTRATE BY POINTING). Try to read each word. If you come to a word you don’t know, I will say the word for you. Read as quickly and accurately as you can, but do not read SO fast that you make mistakes. Do your best reading.*

Pat has a tin top.	5
It has red dots.	9
He sits on a cot and spins his top.	18
It spins on a box.	23
The top will not spin in sand.	30
It does not spin in grass.	36
It spins best on a big box.	43
Pat sits and spins his top.	49
A dog hops on the box.	55
The dog grabs the top and runs.	62
Pat runs at the dog.	67
The dog stops and pants.	72
He drops the top.	76
It lands on the rim.	81
It does not get a dent.	87
Pat pets his dog and grins.	93
He is glad he can still spin his top.	102

EVALUATING CODES FOR ORAL READING	
<del>sky</del> (l)	word read incorrectly
blue ^ sky (^)	inserted word
(□)	after the last word read

**Comments:**

FLUENCY SCORE	
Number of Words Read Per Minute:	_____
Number of Errors:	— _____
Number of Words Read Correctly:	_____
Passing Criterion (50th %ile)	= practice only

Errors include: 1) words read incorrectly; 2) words left out or inserted; 3) mispronounced words; 4) dropped endings or sounds; and 5) reversals. Self-corrections and word repetitions are NOT marked as errors.

**Prewriting Situation:**

*Think and Pair-Share* about your favorite animal and tell something interesting about it.

**Audience:** Classmates

**Directions:**

Think about the stories you read with your teacher in the ***Animals*** unit. Write the name of your favorite animal. Draw a picture of it. Write a sentence or more that describes the animal. Use details to tell about the animal. Be sure to write neatly.

**Revising for Genre: Expository and Writing Strategies**

You should:

**Name the animal**

**Draw a picture**

**Use two finger spaces between words**

**Write a sentence or more to describe the animal**

**Use details to tell about the animal**

**Proofreading for Conventions**

You should:

- \_\_\_\_\_ Write in complete sentences
- \_\_\_\_\_ Use capitals for:
  - \_\_\_\_\_ names of people and places
  - \_\_\_\_\_ first word of the sentence
  - \_\_\_\_\_ pronoun "I"
- \_\_\_\_\_ Use periods, exclamation points, or question marks at the end of sentences
- \_\_\_\_\_ Use the Sound/Spelling Cards to check your spelling

TOTAL SCORE: \_\_\_\_\_/4

# NOTES

---

**Tenth Edition**

**© 2008 Reading Lions Center**

**Unauthorized reproduction of this booklet, or any part thereof, is strictly prohibited.  
Permission to reproduce materials must be obtained in writing from the Reading Lions Center.**