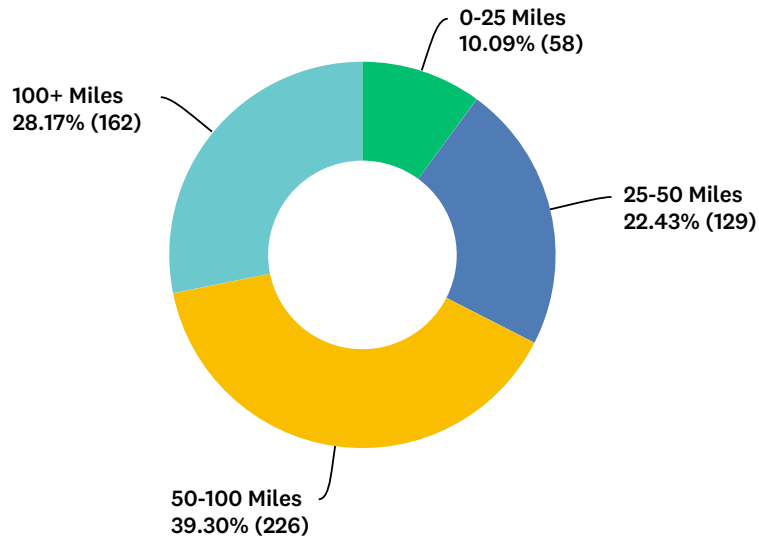


Q1 How far do you travel to get to trails on average?

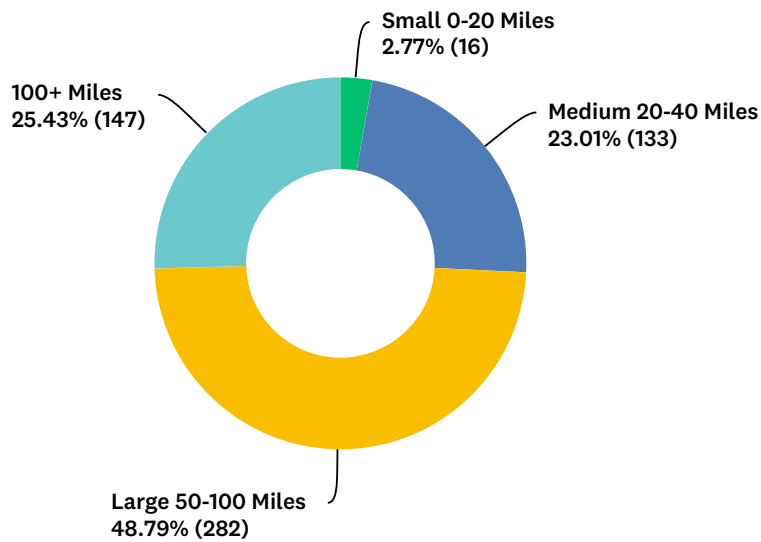
Answered: 575 Skipped: 5



ANSWER CHOICES	RESPONSES	
0-25 Miles	10.09%	58
25-50 Miles	22.43%	129
50-100 Miles	39.30%	226
100+ Miles	28.17%	162
TOTAL		575

Q2 When visiting a trail network how many miles of trails do you prefer?

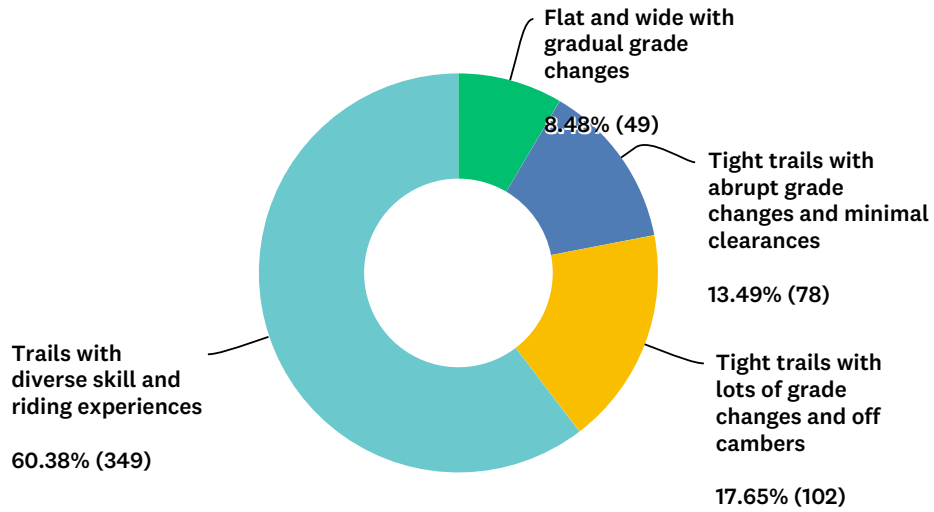
Answered: 578 Skipped: 2



ANSWER CHOICES	RESPONSES	
Small 0-20 Miles	2.77%	16
Medium 20-40 Miles	23.01%	133
Large 50-100 Miles	48.79%	282
100+ Miles	25.43%	147
TOTAL		578

Q3 What type of trail grade do you prefer?

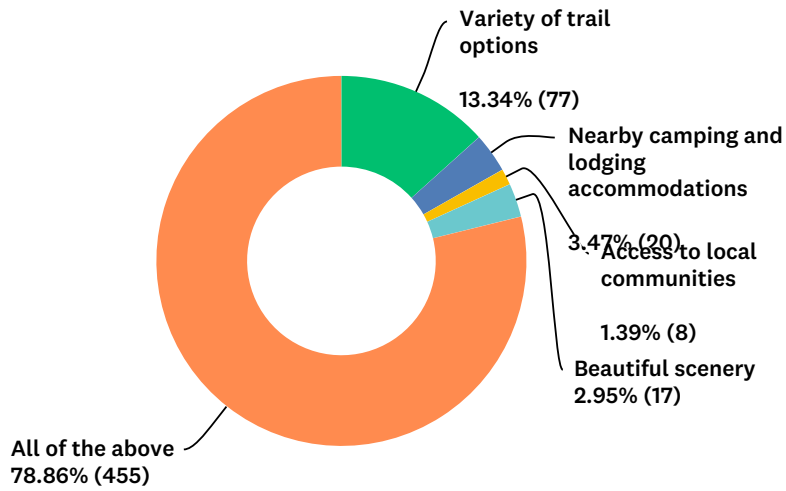
Answered: 578 Skipped: 2



ANSWER CHOICES	RESPONSES	
Flat and wide with gradual grade changes	8.48%	49
Tight trails with abrupt grade changes and minimal clearances	13.49%	78
Tight trails with lots of grade changes and off cambers	17.65%	102
Trails with diverse skill and riding experiences	60.38%	349
TOTAL		578

Q4 What is most attractive to you when selecting trail networks?

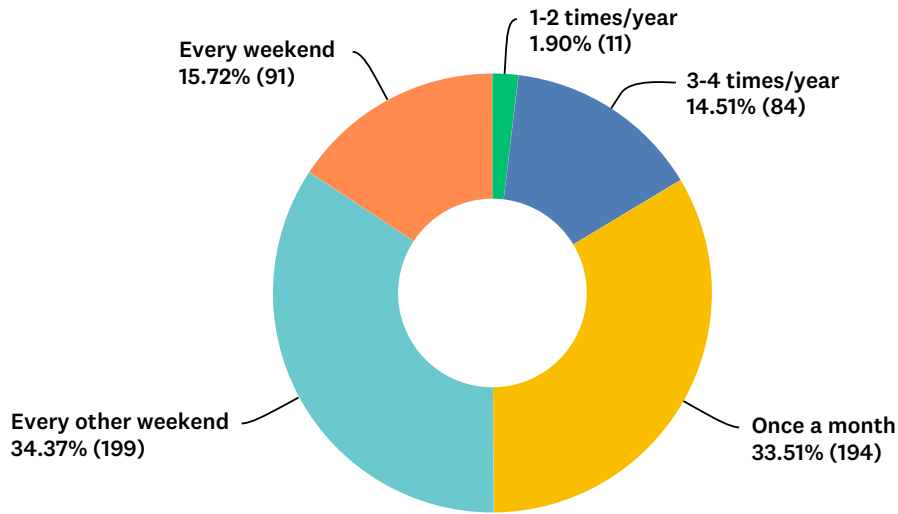
Answered: 577 Skipped: 3



ANSWER CHOICES	RESPONSES	
Variety of trail options	13.34%	77
Nearby camping and lodging accommodations	3.47%	20
Access to local communities	1.39%	8
Beautiful scenery	2.95%	17
All of the above	78.86%	455
TOTAL		577

Q5 How often do you trail ride?

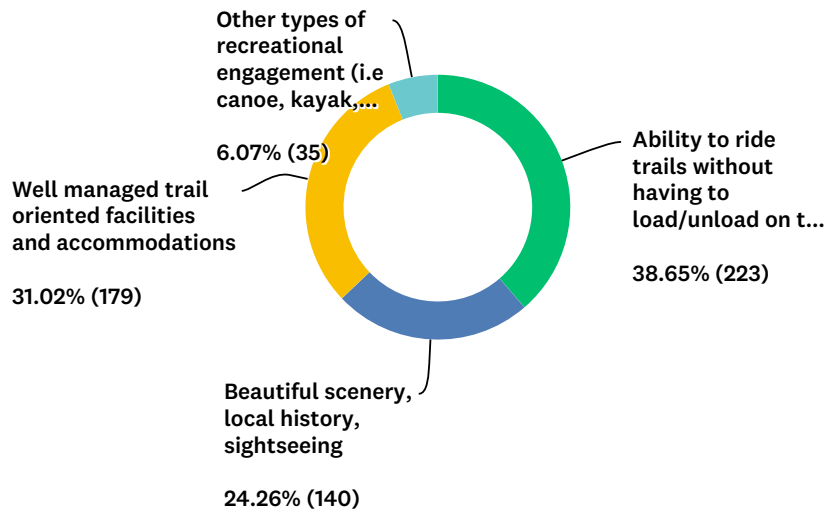
Answered: 579 Skipped: 1



ANSWER CHOICES	RESPONSES	
1-2 times/year	1.90%	11
3-4 times/year	14.51%	84
Once a month	33.51%	194
Every other weekend	34.37%	199
Every weekend	15.72%	91
TOTAL		579

Q6 What type of experience do you seek when traveling to a trail network?

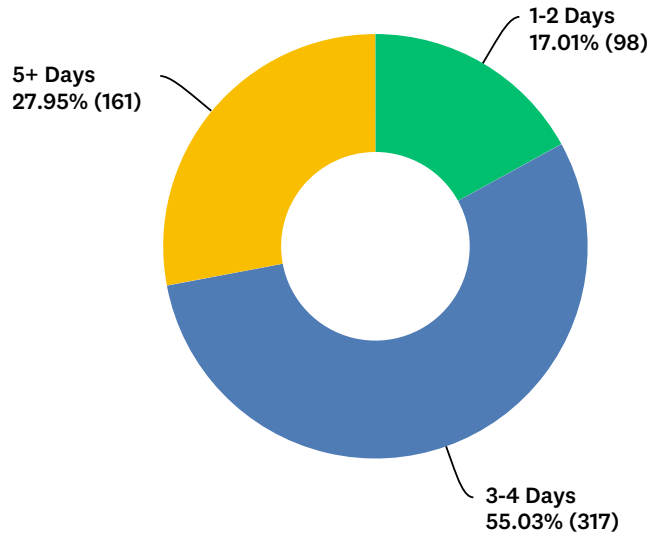
Answered: 577 Skipped: 3



ANSWER CHOICES	RESPONSES	
Ability to ride trails without having to load/unload on to trailer	38.65%	223
Beautiful scenery, local history, sightseeing	24.26%	140
Well managed trail oriented facilities and accommodations	31.02%	179
Other types of recreational engagement (i.e canoe, kayak, National Parks, Trail Riding)	6.07%	35
TOTAL		577

Q7 When visiting a trail network of 500+ miles or more how long do you plan your trips?

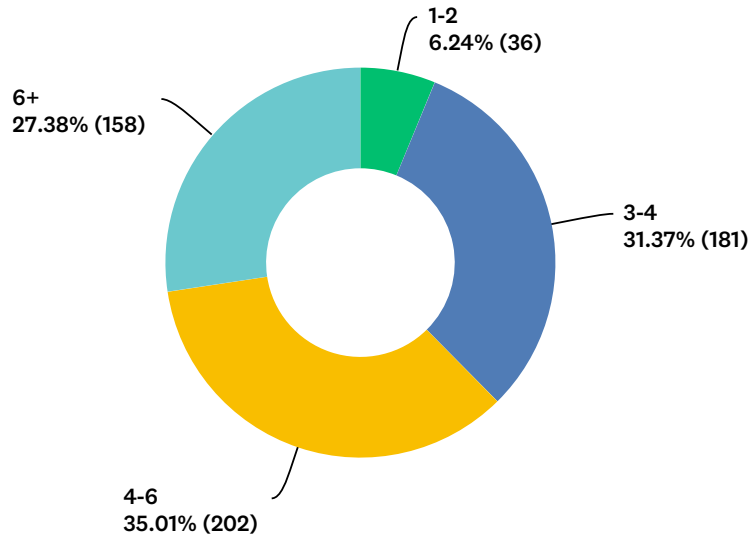
Answered: 576 Skipped: 4



ANSWER CHOICES	RESPONSES	
1-2 Days	17.01%	98
3-4 Days	55.03%	317
5+ Days	27.95%	161
TOTAL		576

Q8 When planning to visit an extended trail network how many would be in your group on average?

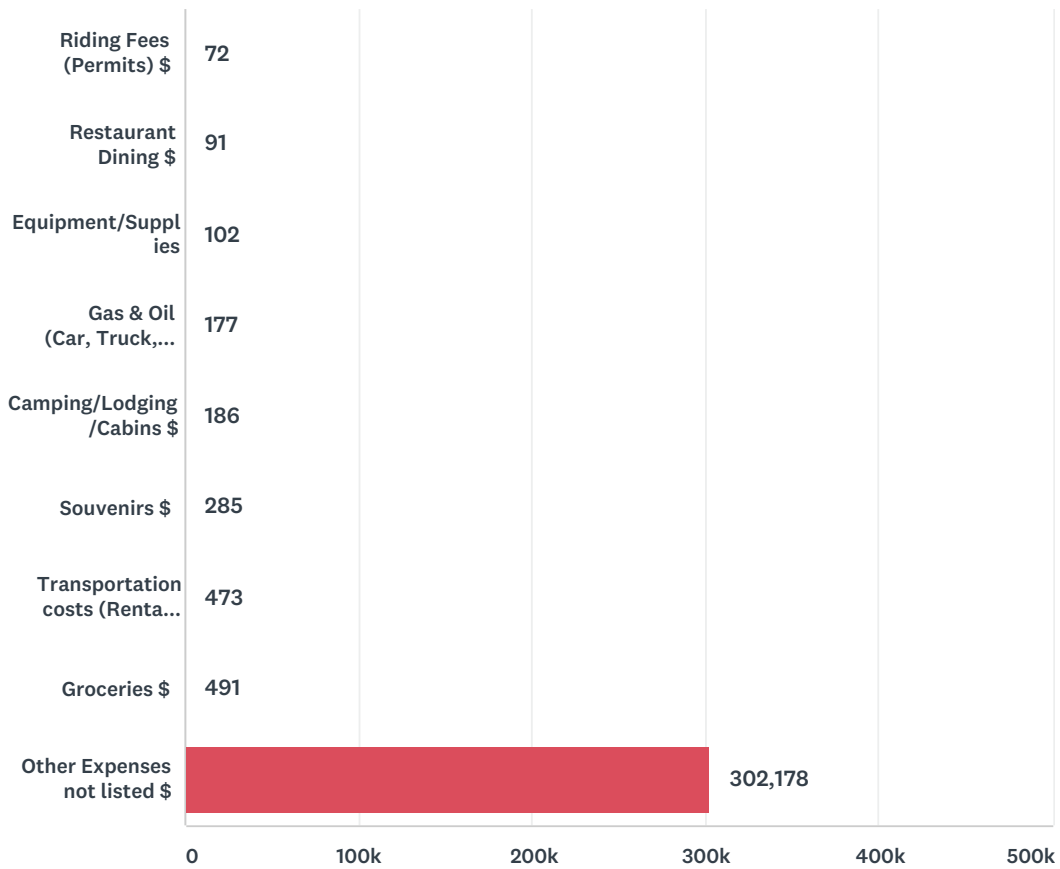
Answered: 577 Skipped: 3



ANSWER CHOICES	RESPONSES	
1-2	6.24%	36
3-4	31.37%	181
4-6	35.01%	202
6+	27.38%	158
TOTAL		577

Q9 During this visit, what is the total amount you would spend daily on the following? (Enter whole dollar amounts for all that apply)

Answered: 527 Skipped: 53



ANSWER CHOICES	AVERAGE NUMBER	TOTAL NUMBER	RESPONSES
Riding Fees (Permits) \$	72	36,302	503
Restaurant Dining \$	91	46,112	508
Equipment/Supplies	102	47,648	469
Gas & Oil (Car, Truck, ATV, Dirtbike, UTV) \$	177	92,107	520
Camping/Lodging/Cabins \$	186	95,755	514
Souvenirs \$	285	126,779	445
Transportation costs (Rentals, repairs & etc) \$	473	209,346	443
Groceries \$	491	252,234	514
Other Expenses not listed \$	302,178	100,020,842	331
Total Respondents: 527			

BASIC STATISTICS					
	MINIMUM	MAXIMUM	MEDIAN	MEAN	STANDARD DEVIATION

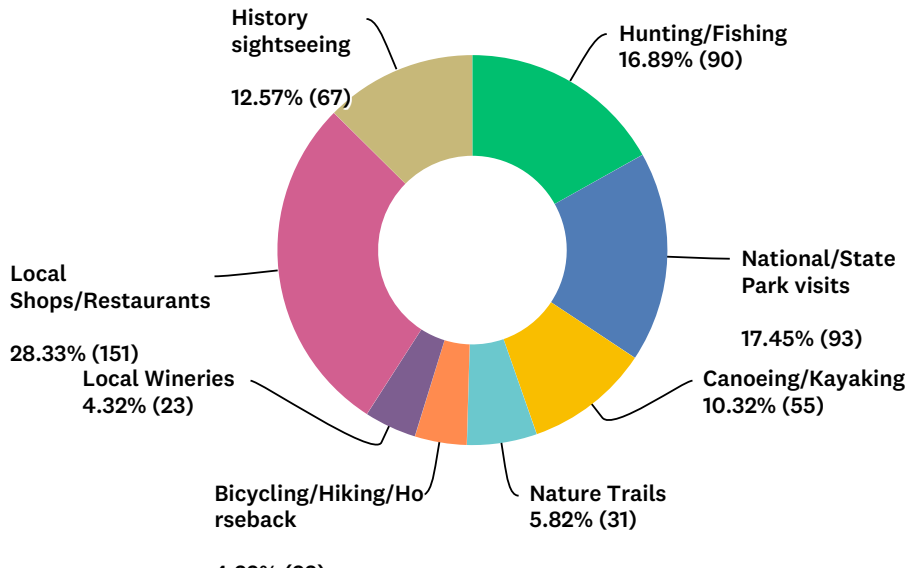
Copy of MO-MOTO TRAIL RIDERS SURVEY

SurveyMonkey

Riding Fees (Permits) \$	0.00	15,000.00	25.00	72.17	669.03
Restaurant Dining \$	0.00	3,000.00	50.00	90.77	157.01
Equipment/Supplies	0.00	10,000.00	50.00	101.59	478.75
Gas & Oil (Car, Truck, ATV, Dirtbike, UTV) \$	0.00	30,000.00	75.00	177.13	1,339.37
Camping/Lodging/Cabins \$	0.00	20,000.00	100.00	186.29	897.06
Souvenirs \$	0.00	100,150.00	25.00	284.90	4,763.06
Transportation costs (Rentals, repairs & etc) \$	0.00	150,200.00	50.00	472.56	7,185.15
Groceries \$	0.00	150,150.00	50.00	490.73	6,982.31
Other Expenses not listed \$	0.00	100,000,000.00	50.00	302,177.77	5,488,184.49

Q10 Do you participate in other activities during the day(s) you trail ride? If yes, which of the following best describes those activities?

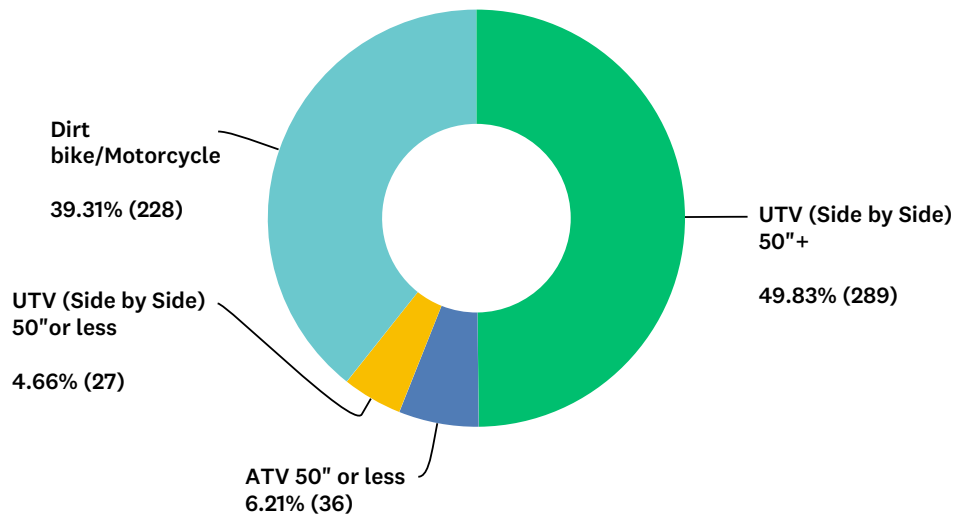
Answered: 533 Skipped: 47



ANSWER CHOICES	RESPONSES	
Hunting/Fishing	16.89%	90
National/State Park visits	17.45%	93
Canoeing/Kayaking	10.32%	55
Nature Trails	5.82%	31
Bicycling/Hiking/Horseback	4.32%	23
Local Wineries	4.32%	23
Local Shops/Restaurants	28.33%	151
History sightseeing	12.57%	67
TOTAL		533

Q11 What type of off-highway vehicle do you typically ride?

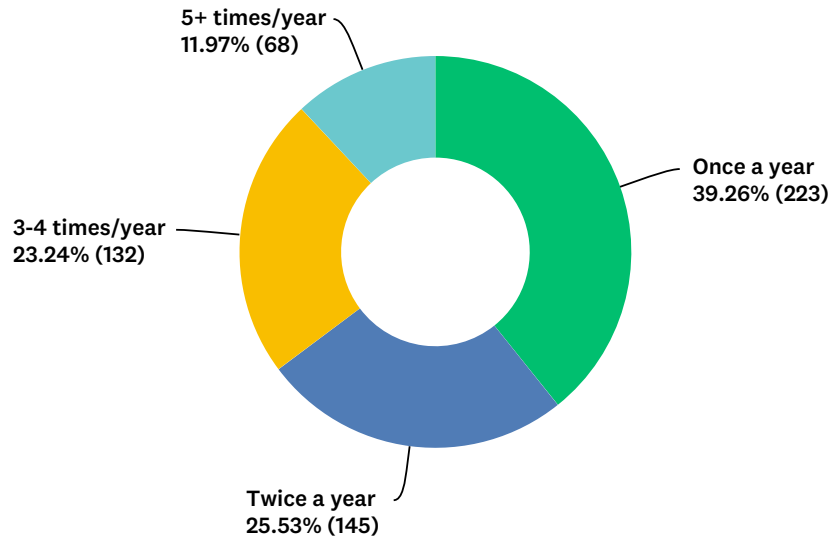
Answered: 580 Skipped: 0



ANSWER CHOICES	RESPONSES	
UTV (Side by Side) 50"+	49.83%	289
ATV 50" or less	6.21%	36
UTV (Side by Side) 50" or less	4.66%	27
Dirt bike/Motorcycle	39.31%	228
TOTAL		580

Q12 How often do you travel out of State to visit other trail networks per year?

Answered: 568 Skipped: 12



ANSWER CHOICES	RESPONSES	
Once a year	39.26%	223
Twice a year	25.53%	145
3-4 times/year	23.24%	132
5+ times/year	11.97%	68
TOTAL		568