

GULF FIRE[®]



FIRE HOSE REELS



KM 559208



KM 569106



0832

GULF FIRE FIGHTING EQUIPMENTS FZE

P.O.Box 262329 Jebel Ali Free Zone, Dubai , United Arab Emirates

Tel: +971 4880 7127 - Fax: +971 4880 7604

Email: gulffirefze@yahoo.com - www.gulffire.com



The **GULF FIRE®** Hose Reels are manufactured according to the specifications of **BS EN 671-1:2001** Standard and got certified by **BSI** for Kitemark®. The Semi Rigid Hose itself confirms to the requirements of **BS EN 694:2001** and is Kitemark® Certified from **BSI**.

The Main classifications of **GULF FIRE®** Hose Reels are as follows.

- a) Swinging Pipe Manual Hose Reel, Cabinet Mounted
- b) Swinging Arm Manual Hose Reel, Cabinet Mounted
- c) Swinging Arm Automatic Hose Reel, Cabinet Mounted

Construction:

The Fire Hose Reel assembly consists of the following major components.

- a) Drum b) Side Plates c) Waterway d) Arm Bracket e) Hose f) Nozzle

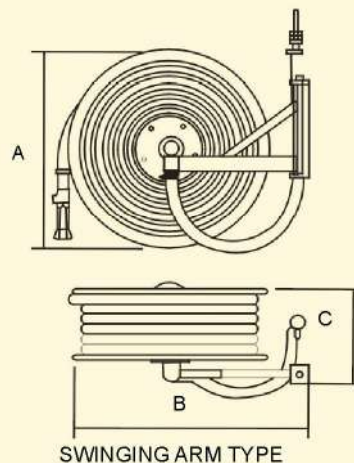
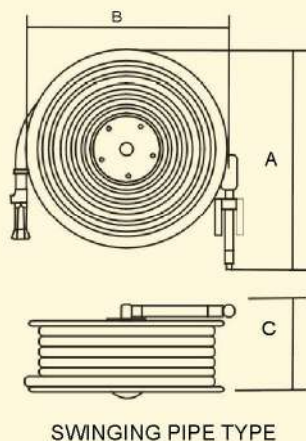
The Drum and Side Plates are made of High quality Steel Sheets without any sharp edges. The waterway is made of Brass and the entire assembly is finished with Epoxy Powder Coating in Red color which will secure against Corrosion.

Hydrostatic Properties:

Working Pressure : 12 Bar

Test Pressure : 18 Bar

Burst Pressure : 45 Bar





KM 559208



KM 569106



0832

Description	Model	Hose Spec.	Height (A)	Width (B)	Depth (C)
Swinging Arm Manual	GFE-SH25M	25mm x 30 m	550 mm	580 mm	230 mm
	GFE-SH19M	19 mm x 30 m	550 mm	580 mm	200 mm
Swinging Arm Automatic	GFE-SH25A	25mm x 30 m	550 mm	580 mm	240 mm
	GFE-SH19A	19 mm x 30 m	550 mm	580 mm	210 mm
Swinging Pipe Manual	GFE-SP25M	25mm x 30 m	610 mm	550 mm	280 mm
	GFE-SP19M	19 mm x 30 m	610 mm	550 mm	250 mm

Nozzle:

The Nozzles assembled in the Hose Reel are designed, tested and approved to meet the requirement of **BS EN 671-1**.

The Nozzle has the following control setting.

A) Shut B) Spray C) Jet

- Equivalent Nozzle diameter is 6 mm.
- The Nozzle will give a conical Spray of $> 45^\circ$
- The Torque necessary to operate the Nozzle to each control setting at maximum working pressure is 1.3 NM only.



Minimum Flow Rate:

Control Setting	Test Pressure	Flow Rate L/min	
		Specified	Actual
JET	6 Bar	41 (Minimum)	53.4
CONICAL SPRAY	6 Bar	41 (Minimum)	58.6

Effective Throw Range:

Control Setting	Test Pressure	Distance, meter	
		Specified	Actual
JET	2 Bar	10 (Minimum)	10.3
CONICAL SPRAY	2 Bar	3 (Minimum)	6

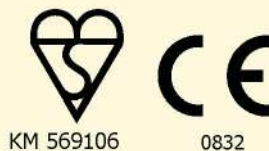
The **GULF FIRE[®]** semi-rigid Hose Reels are manufactured according to the specifications of BS EN 694:2001 Standard and got certified by BSI for Kitemark[®].

Construction:

The **GULF FIRE[®]** Semi-Rigid Hose is classified as Type A and Consists of the following

- Seamless Elastomeric Plastic Lining
- Textile reinforcement without a Rigid Spiral Helix
- Plastic Cover

The Hose is Very Flexible and can be rolled and kept on a Drum of minimum Diameter of 200 mm.



MODEL	GFE-HR25	GFE-HR19
Classification of Hose	Type A , Class 2	
BORE	25 mm	19 mm
Hose Colour	RED	
Hose Length	30 m	
Maximum Working Pressure	12 Bar	
Proof Pressure	24 Bar	
Burst Pressure	42 Bar	