

PEHCHAN PAKISTAN CONTEST 2025

PAKISTAN: THE GIFT OF NATURE

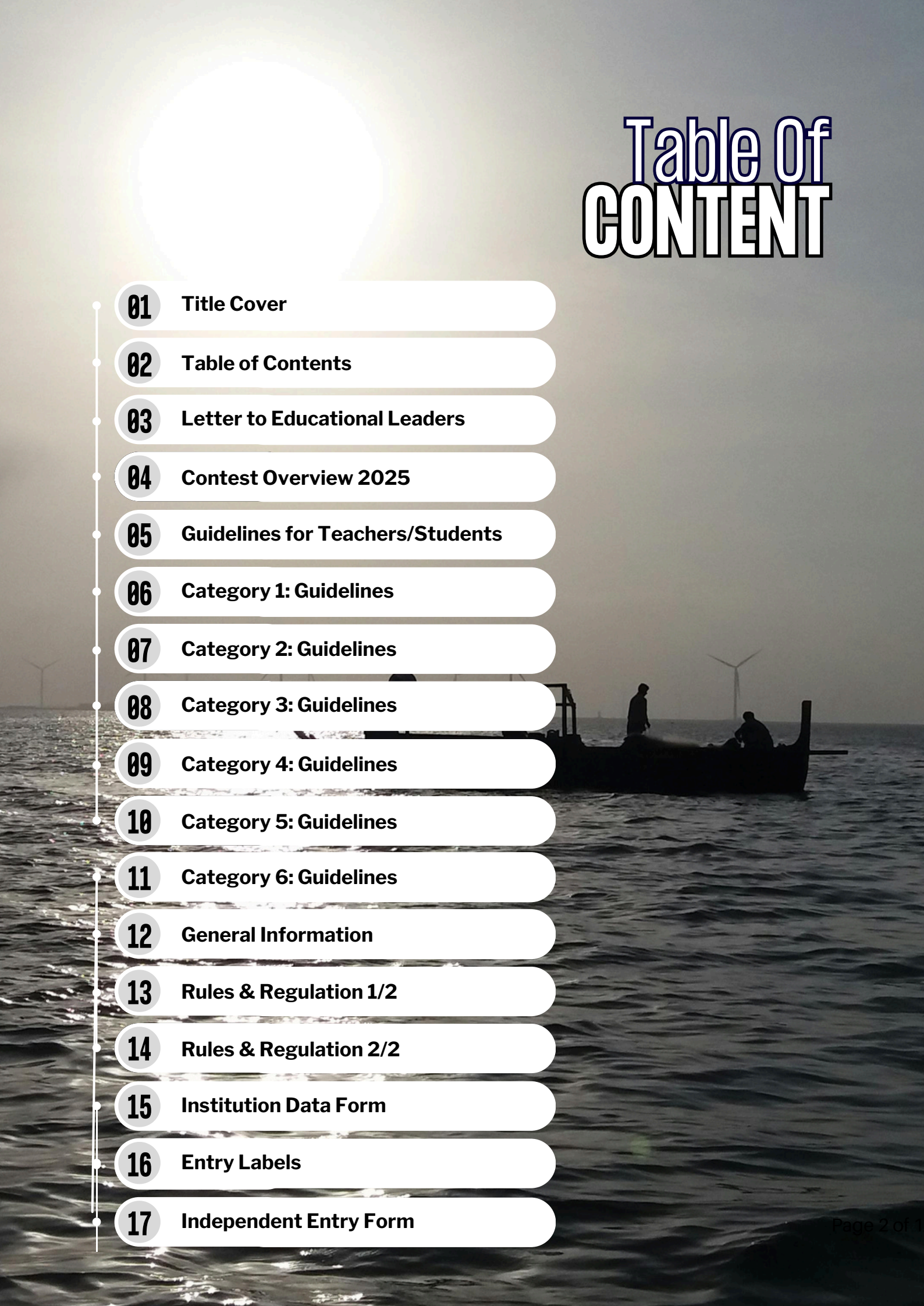

CONTEST E - GUIDE

PHOTO CREDITS: SALMAN KAZMI



KARACHI, SINDH, PAKISTAN

Table Of CONTENT

- 
- 
- 01** Title Cover
 - 02** Table of Contents
 - 03** Letter to Educational Leaders
 - 04** Contest Overview 2025
 - 05** Guidelines for Teachers/Students
 - 06** Category 1: Guidelines
 - 07** Category 2: Guidelines
 - 08** Category 3: Guidelines
 - 09** Category 4: Guidelines
 - 10** Category 5: Guidelines
 - 11** Category 6: Guidelines
 - 12** General Information
 - 13** Rules & Regulation 1/2
 - 14** Rules & Regulation 2/2
 - 15** Institution Data Form
 - 16** Entry Labels
 - 17** Independent Entry Form



Dear Educational Leader,

We are pleased to announce the Pehchan Pakistan Contest 2025, an inclusive and inspiring initiative dedicated to celebrating the natural beauty and blessings of our homeland.

Now in its 6th edition, this contest continues to highlight Pakistan's diverse landscapes, ecosystems, and natural wonders. We invite educational institutions like yours to encourage and support the active participation of students in this meaningful event, fostering appreciation, awareness, and pride in the natural heritage of our beloved country.

Contest Theme: "Pakistan: The Gift of Nature"

مسابلے کا موضوع: "پاکستان: قدرت کا تحفہ"

Pehchan Pakistan Contest aims to unleash the imagination and creative vision of our students, promoting national integrity and inspiring a generation of visionary leaders committed to shaping a prosperous and harmonious society.

It is extremely important for our children and youth to know and connect with their own homeland. This awareness plays a vital role in shaping responsible and patriotic citizens. It is, therefore, crucial for our educational institutions and families to actively engage their students in meaningful platforms like Pehchan Pakistan that promotes a deeper understanding of our country's culture, history, and natural beauty.

We kindly request you to encourage your students to participate in this contest and proudly represent your esteemed institution.

We look forward to your students' enthusiastic participation and invaluable contributions.

With Warm Regards,
Team Pehchan Pakistan

For further information visit our website
www.pehchanpakistan.org

Email: info@pehchanpakistan.org
+92 300 6485113 | +92 312 5078329



Pehchan Pakistan : Contest Overview 2025

	Age Group	Topic	Artwork	Creative Writing	Photography
Category 1	3 - 5 years (Approximately) Pre - Schoolers پری اسکول کے بچے	Me and My Pakistan میں اور میرا پاکستان	⊗	⊗	Details are available on page 6 مزید معلومات صفحہ نمبر ۶ پر دستیاب ہیں۔
Category 2	6 - 7 years (Approximately) Class 1 & 2 جماعت اول و دوم	A Memorable Trip with My Family گھر والوں کے ساتھ ایک یادگار سیر	Details are available on page 7 مزید معلومات صفحہ نمبر ۷ پر دستیاب ہیں۔		⊗
Category 3	8 - 10 years (Approximately) Class 3, 4 & 5 جماعت سوم، چہارم و پنجم	My Village/Hometown Natural Landscape میرے گاؤں / شہر کا قدرتی منظر	Details are available on page 8 مزید معلومات صفحہ نمبر ۸ پر دستیاب ہیں۔		⊗
Category 4	11 - 15 years (Approximately) Class 6, 7, 8, 9 & 10 جماعت ششم، ہفتم، ہشتم، نہم و دہم	Deserts of Pakistan پاکستان کے ریگستان	Details are available on page 9 مزید معلومات صفحہ نمبر ۹ پر دستیاب ہیں۔		⊗
Category 5	16 - 23 years (Approximately) College & University Level کالج و یونیورسٹی سطح	Natural Wonders of Pakistan پاکستان کے قدرتی عجائبات	Details are available on page 10 مزید معلومات صفحہ نمبر ۱۰ پر دستیاب ہیں۔		⊗
Category 6	Age: 11 - 15 years (Group A) Age: 16-23 years (Group B)	Landscapes of Pakistan پاکستان کا قدرتی حسن	⊗	⊗	Details are available on page 11 مزید معلومات صفحہ نمبر ۱۱ پر دستیاب ہیں۔

Guidelines for Parents/Teachers & Students

Important Note: This contest will take place within educational institutions. Students DO NOT need to travel to Islamabad to participate. Their (work) entries will be submitted by their education institute via courier service to the address mentioned in Rules & Regulations page 11.

اہم نوٹ: یہ مقابلہ تعلیمی اداروں کے اندر ہی منعقد کیا جائے گا۔ طلبہ کو شرکت کے لیے اسلام آباد آنے کی ہرگز ضرورت نہیں ہے۔ ان کی تخلیقات / کام ان کے تعلیمی ادارے کے ذریعے بذریعہ کوریئر قواعد و ضوابط کے صفحہ نمبر 11 پر دیے گئے پتے پر بھیجی جائیں گی۔

The contest is divided broadly into three categories of participation

یہ مقابلہ عمومی طور پر شرکت کے تین زمروں میں تقسیم کیا گیا ہے

1. Forms of Artistic Expression:

Students can show their creativity using different art styles:

- Drawing: Use pencils, crayons, markers, or poster colours to make pictures.
- Painting: Use watercolours, acrylics, or any safe paint to create artwork.
- Collage: Cut and paste paper, fabric, or magazine pieces to make a picture.
- Printmaking: Make prints using sponges, stamps, or shapes.

۱۔ آرٹ ورک:

طلبہ مختلف انداز کے ذریعے اپنی تخلیقی صلاحیت دکھا سکتے ہیں:

- ڈرائنگ: پینسل، کریون، مارکریا پوسٹر کالر سے تصویر بنائیں۔
- پینٹنگ: واٹر کالر، ایکرائلک یا دوسرے رنگوں سے تصویر پینٹ کریں۔
- کولاژ: کاغذ، کپڑا یا رسالوں کی تراش سے تصویر بنائیں۔
- پرنٹ میکینگ: اسٹیپ یا شکلوں سے چھاپے بنائیں۔

2. Forms of Creative Writing:

Students can choose any of the following ways to express their thoughts:

- Short Story – A small story with characters and a setting.
- Letter – Write a letter to a friend or family member.
- Fairy Tale – A magical and imaginary story.
- Fable – A story that teaches a moral or lesson.
- Script – Write dialogues for a short play or skit.
- Poem or Song – Use rhymes or rhythm to share your message.
- Personal Story – Write about something real or an imaginary adventure.

۲۔ تخلیقی تحریر کی منظور شدہ اقسام

طلبہ اپنی سوچ کو بیان کرنے کے لیے ان میں سے کسی بھی انداز کا انتخاب کر سکتے ہیں:

- کہانی – کرداروں اور ماحول پر مبنی چھوٹی کہانی۔
- خط – کسی دوست یا گھر والے کو خط لکھیں۔
- پریوں کی کہانی – جادوئی اور خیالی کہانی۔
- اخلاقی کہانی – ایسی کہانی جو سبق سکھائے۔
- اسکرپٹ – چھوٹے ڈرامے کے مکالمے اور ہدایات لکھیں۔
- نظم یا گیت – وفات یا دھن کے ساتھ اپنی بات بیان کریں۔
- ذاتی کہانی – کوئی سچا واقعہ یا تصوراتی مہم بیان کریں۔

3. Photography:

Students can take original photos that show the beauty of Pakistan's land. Examples include:

- Mountains – Snowy peaks, green hills, or rocky ranges
- Rivers and Lakes – Flowing rivers, calm lakes, or waterfalls
- Fields and Forests – Green fields, trees, and natural areas
- Deserts – Sand dunes, sunset scenes from Thar or Katpana
- Seashores – Beaches, waves, and coastal views

۳۔ عکسی تصویر کشی:

طلبہ اپنی لگی اصل تصاویر کے ذریعے پاکستان کی خوبصورتی دکھا سکتے ہیں، جیسے:

- پہاڑ – برف سے ڈھکے پہاڑ، سرسبز وادیاں یا چٹانی علاقے
- دریا اور جھیلیں – بہتے دریا، حنا موش جھیلیں یا آبشاریں
- کھیت اور جنگلات – سبز کھیت، درخت اور قدرتی منظر
- ریگستان – ریت کے ٹیلے، تھریا کٹپانا کے نظارے
- ساحل – سمندر، لہریں اور ساحلی منظر

Category 1: Me & My Pakistan


میں اور میرا پاکستان

Classes: Preschool (PG, Nursery & KG)

Age: 3-5 years (approximately)

Guidelines for Parents/Teachers:

- Use a smartphone or camera to take a clear photo of your child/student in a natural outdoor setting — such as near mountains, rivers, fields, gardens, or any scenic place that reflects Pakistan's beautiful land.
- Choose safe and accessible spots — even a nearby park, village path, or tree-lined street can highlight the theme beautifully.
- Let the child be the focus — but make sure the background shows a glimpse of nature or landform to match the theme.
- Encourage traditional touch — the child may wear everyday clothes or simple cultural attire to reflect a local identity with pride.

 اساتذہ اور والدین کے لیے رہنما اصول:


- اسمارٹ فون یا کیمرہ استعمال کرتے ہوئے اپنے بچے/طالب علم کی قدرتی بیرونی ماحول میں صاف تصویر لیں۔ جیسے کہ پہاڑ، دریا، کھیت، باغ یا کوئی بھی خوبصورت جگہ جو پاکستان کی قدرتی خوبصورتی کو ظاہر کرے۔
- محفوظ اور آسان مقامات کا انتخاب کریں۔ یہاں تک کہ مقررہ پارک، گاؤں کا راستہ، یاد رختوں سے گھرا راستہ بھی اس موضوع کو خوبصورتی سے اجاگر کر سکتا ہے۔
- بچے کو تصویر کا مرکزی کردار بنائیں۔ مگر پس منظر میں قدرتی یا زمین کی کسی شکل کی جھلک ضرور ہوتا کہ تھیم سے مطابقت برقرار رہے۔
- روایتی انداز کی حوصلہ افزائی کریں۔ بچہ سادہ روزمرہ کے کپڑے یا کوئی ثقافتی لباس پہن سکتا ہے جو مقامی شناخت اور فخر کو ظاہر کرے۔

Colour, as well as black & white photographs or mixed media, are acceptable.

Photo size must be 8" x 10" – (Hardcopy)

Do NOT mount or frame the photograph.

Online submission will not be acceptable.



Category 2: A Memorable Trip with My Family

گھر والوں کے ساتھ ایک یادگار سیر

Classes: 1 & 2

Age: 6 - 7 years (Approximately)

Guidelines for Parents/Teachers:

- Talk to your child/student about how special family trips and outings can be.
- Show simple examples like family travel photos, picnics, visits to relatives, or even a walk in the park — anything that made the day feel joyful or different.
- Encourage the child/student to recall small but meaningful moments: laughter in the car, eating together, seeing something new, or helping each other during the trip.
- Let the child/student describe their point of view — what they saw, felt, or liked most. It could be something big like a mountain trip, or small like a day out at a nearby garden.

Artistic Expression:

Draw/Paint/Colour

- Accepted mediums of art are listed under **Forms of Artistic Expression** on page 4 of this E Guide.
- The artwork should reflect the topic "A Memorable Trip with My Family," showing something special, meaningful, or unforgettable about that trip.
- Artwork must be made strictly on a quarter of standard chart paper (approx. 11 x 14 inches); entries with incorrect sizes may be disqualified.
- The completed artwork must be on a flat piece of paper.
- Artwork must be original and created entirely by the student; adult assistance or copied ideas from the internet are highly discouraged.

Creative Writing:

- Creative writing must be relevant to the topic "A Memorable Trip with My Family."
- Accepted **Forms of Creative Writing** are given on page 4 of this E Guide.
- Students may be provided with prompts, sentence starters, or templates to support their writing, if needed.
- Do not restrict them by word count.
- Entries in both Urdu and English are welcome and accepted.
- Only the content will be assessed. Writing on plain paper is encouraged. Use of coloured pages, decorations, drawings, or borders will not be considered in the evaluation process.
- Handwriting must be legible. Typed entries are acceptable but not compulsory.

Category 3: Natural Landscape of My Village/Hometown

میرے گاؤں / شہر کا قدرتی منظر

Class: 3, 4 & 5

Age: 8 - 10 years (Approximately)

Guidelines for Parents/Teachers:

- Talk to your child/student about the natural beauty found in their village, hometown, or their city.
- Share simple examples like photos of green fields, trees, gardens, hills, rivers, or even sunsets seen from rooftops — anything that shows a connection to nature.
- Encourage the child/student to recall small but meaningful details: the smell of wet soil, the sound of birds, a cool breeze, plants on balconies, or trees in the street.
- Let the child/student describe their own point of view — what they see, hear, or enjoy the most in their surroundings.
- It could be something big, like a mountain range or river, or small like flowers in a city park or the shade of a tree near their school.

Artistic Expression:

Draw/Paint/Colour

- Accepted mediums of art are listed under **Forms of Artistic Expression** on page 5 of this E Guide.
- The artwork should clearly reflect the topic "Natural Landscape of My Village/Hometown," showing something special, beautiful, or memorable about the natural surroundings of that place.
- Artwork must be made strictly on a quarter of standard chart paper (approx. 11 x 14 inches); entries with incorrect sizes may be disqualified.
- The completed artwork must be on a flat piece of paper.
- Artwork must be original and created entirely by the student; adult assistance or copied ideas from the internet are highly discouraged.

Creative Writing:

- Creative writing must be relevant to the topic "Natural Landscape of My Village/Hometown."
- Accepted **Forms of Creative Writing** are given on page 5 of this E Guide.
- Students may be provided with prompts, sentence starters, or templates to support their writing, if needed.
- Do not restrict them by word count.
- Entries in both Urdu and English are welcome and accepted.
- Only the content will be assessed. Writing on plain paper is encouraged. Use of coloured pages, decorations, drawings, or borders will not be considered in the evaluation process.
- Handwriting must be legible. Typed entries are acceptable but not compulsory.

Category 4: Deserts of Pakistan

پاکستان کے ریگستان

Class: 6, 7, 8, 9 & 10

Age: 11 - 15 years (Approximately)

Guidelines for Teachers and Students:

- Begin by researching how many deserts Pakistan has and the different types.
- Many people only know about the hot deserts like Thar and Cholistan, but Pakistan is also home to cold deserts, such as the Katpana Desert in Skardu.
- Show examples through images or videos: sand dunes, camels, desert vegetation like cactus and wild bushes, traditional desert homes, and the unique lifestyle of desert communities.
- Encourage students to notice and discuss natural features: the texture of sand, desert winds, sunrise and sunset views, the quietness, and even signs of life like insects, birds, or animals adapted to desert life.
- It could be something big like a camel caravan, a cultural event in the desert, or something small like patterns made by the wind on the sand or desert flowers blooming after rain.

Artistic Expression:

Draw/Paint/Colour

- Accepted mediums of art are listed under **Forms of Artistic Expression** on page 4 of this E Guide.
- The artwork should clearly reflect the topic "Deserts in Pakistan," showing something special, beautiful, or memorable about the natural landscape, features, or life found in Pakistan's deserts.
- Artwork must be made strictly on a quarter of standard chart paper (approx. 11 x 14 inches); entries with incorrect sizes may be disqualified.
- The completed artwork must be on a flat piece of paper or canvas.
- Artwork must be original and created entirely by the student; adult assistance or copied ideas from the internet are highly discouraged.

Creative Writing:

- Creative writing must be relevant to the topic "Deserts in Pakistan."
- Accepted **Forms of Creative Writing** are given on page 4 of this E Guide.
- Students may be provided with prompts, sentence starters, or templates to support their writing, if needed.
- Do not restrict them by word count.
- Entries in both Urdu and English are welcome and accepted.
- Only the content will be assessed. Writing on plain paper is encouraged. Use of coloured pages, decorations, drawings, or borders will not be considered in the evaluation process.
- Handwriting must be legible. Typed entries are acceptable but not compulsory.

Category 5: Natural Wonders of Pakistan

پاکستان کے قدرتی عجائبات

College & University Level

Age: 16 - 23 years (Approximately)

Guidelines for Students:

- Begin by researching the diverse natural wonders of Pakistan — including mountains, rivers, lakes, caves, waterfalls, deserts, forests, and coastal areas.
- Focus on showcasing the uniqueness, beauty, or ecological importance of any one or more of the natural wonders through your creative piece.
- Think beyond visuals — reflect your personal perspective, emotional connection, or how the natural wonder represents the beauty and richness of Pakistan's landscape.
- Ensure your work is original, meaningful, and clearly connected to the topic.
- Whether you are submitting art or writing, the content must reflect thoughtful engagement with the topic — not just surface-level information.
- Avoid plagiarism. Copied content from the internet or AI-generated visuals without interpretation or personalization will be disqualified.

Artistic Expression:

Draw/Paint/Colour/ Sketching

- Accepted mediums of art are listed under **Forms of Artistic Expression** on page 4 of this E Guide.
- Artwork must be made strictly on a quarter of standard chart paper (approx. 11 x 14 inches); entries with incorrect sizes may be disqualified.
- The completed artwork must be on a flat piece of paper or canvas.
- Artwork must be original and created entirely by the student. Copied ideas from the internet are highly discouraged and will be disqualified.

Creative Writing:

- Creative writing must be relevant to the topic "Natural Wonders of Pakistan."
- Accepted **Forms of Creative Writing** are given on page 4 of this E Guide.
- There is no restriction on word count; it may vary depending on the genre or form of expression selected.
- Entries in both Urdu and English are welcome and accepted.
- Only the content will be assessed. Writing on plain paper is encouraged. Use of coloured pages, decorations, drawings, or borders will not be considered in the evaluation process.
- Handwriting must be legible. Typed entries are acceptable but not compulsory.

Category 6: Landscapes of Pakistan

پاکستان کی منظر

Age: 12 - 15 years (Group A)

Age: 16-23 years (Group B)

This category is open to all photography enthusiasts, regardless of experience level.

Guidelines for Students/Teachers

Photography Entries:

Students are invited to submit photographs that beautifully capture the landscapes of Pakistan. From majestic mountains and lush valleys to deserts, rivers, coastal views, and rural scenery—entries should highlight the natural beauty and diverse geography of our homeland. Each photo should reflect the unique charm and character of Pakistan's landscape.

Technical Specifications:

- Photos must be in high resolution and submitted in hard copy (8"x 10")
- Photos from camera and cell phones (smart phone) are accepted.
- Minor editing is allowed (e.g., colour correction, cropping), but extensive digital manipulation that alters the integrity of the image is not permitted.
- Original work to be submitted.
- Black and white photos are also accepted.
- Do NOT mount or frame the photograph.

Entries will be evaluated based on the following criteria:

Relevance to the Topic:

How well the photograph celebrates the Heritage & Culture of Pakistan.

Creativity and Composition:

Unique perspectives, artistic expression, and a well-composed image.





General Information

Eligibility: The contest is inclusive and open to all students aged 3 – 23 years.

Note:

- Students pursuing education as a private student are eligible to participate as 'Independent'.
- There is no age restriction for students from Special Institutions. They have an open option to select the category and theme.

Awards and Prizes:

All participants will be awarded participation (Citizenship Award) certificates.

Winners:

The winners are divided into 2 categories to maximize winning opportunities:

National Winners:

Winners from each category will be awarded specially designed certificates and prize/souvenir.

Provincial Winners:

Winners from each category will be awarded specially designed certificates and prize/souvenir.

Acknowledgement Award for Participating Institutions:

- Institution Heads will be presented with a specially designed Philanthropy Certificate.
- Institution Coordinators will be presented with an Appreciation Certificate.
- Institutions sending 100 and more entries will be sent special recognition souvenir or prize.

Registration Fee (per entry):

- Colleges & Universities (Government & Private): Rs. 600
- International & Cambridge School Systems: Rs. 600
- Matriculation School System (Private Schools): Rs. 300
- Government & Educational Institutions run under Trust/NGO/Welfare Organization: Rs. 250
- Independent Participants (not representing an institution): Rs. 300
- Special Education Institutions: No Fee

Note:

- Students submitting multiple entries will be charged separately for each entry according to the applicable category.
- Institutions may collect an additional amount up to Rs 50/- per student to cover the cost of courier service & bank draft/ logistics.

Submittal Deadline: Thursday, 25th September 2025

Rules & Regulations

By entering the contest, educational institutions confirm that they have read, understood, and agree to be bound by the following contest rules:

1. The contest is open to all educational institutions in Pakistan, including: Government, Private, Special Education, and Schools run under NGOs, Welfare organisations, and Trusts.
2. Entries are limited to original works that have not formerly been displayed or exhibited and to which the entrant holds all applicable rights. Works that have won prizes in other contests or that have been submitted to other contests currently underway are not eligible. Works that are entered in other contests after submitting to this contest will not be eligible.
3. Judges' decisions are final and no correspondence will be entertained.
4. All prize winners will be notified by phone call, email, or post.
5. We reserve the right to publicize and/or broadcast the winners' names and their work at any time it deems fit.
6. Entries must be received no later than 4:00 pm on Thursday, 25th September 2025.
7. Entries must be accompanied by a duly completed Institution Data Form and Pay order/Cross Cheque/ Online Transaction in original favor of Community Development Council.

Account Title: COMMUNITY DEVELOPMENT COUNCIL

Name of Bank: UBL (Ex Silk Bank)

Account No: 0014-200-321124-2

Branch Code: 0014

NTN # 4043046-4

Note: In case of non-availability of banking facility, you may send via EasyPaisa at this number 0300 6485113.

8. Entries must be delivered via registered post or courier. Entries submitted directly by hand will not be accepted. Entries to be sent to Hunerkada:

Pehchan Pakistan Contest

Hunerkada College of Visual & Performing Arts | 217-B Margalla Road (North)

F-10/3, Islamabad 44000



Rules & Regulations

9. Email us at info@pehchanpakistan.org the list of participating students, and we will reply by acknowledging the receipt of entries within three to five working days. If email isn't received, please contact us.

10. We will not be responsible for any damage or loss of any entry in the mail.

11. Entries will NOT be returned to educational institutions.

12. Ensure keeping a copy of the names of participating students, scanned copy of the bank draft/cross-cheque/online receipt/screenshot, courier receipt, and a copy of the Institution Data form for your record.

13. Institutions may use the given formats (Data Form, Contestant Details, Entry Label, etc.) in word and type the details for accuracy and time management.

Download from our website: www.pehchanpakistan.org/downloads

Submission Checklist

Before sending your entries, make sure to:

1. Attach the Entry Label

- Each student's work must have a properly filled Entry Label pasted on the back of the artwork/writing/photograph.

2. Complete the Institution Data Form

- Ensure the Institution Data Form is duly filled and signed by the concerned authority.

3. Include Proof of Payment

- Enclose the original Bank Draft / Pay Order / Cross Cheque
- OR
- Attach a printout of the screenshot if payment was made through online transfer or Easypaisa.

Institution Data Form

Institution Name: _____

Postal Address: _____

Email: _____

Contact # _____

Coordinator/Teacher

(Contest Organization)

Name: _____

Cell # _____

Name: _____

Cell # _____

Head of Institution:

Name: _____

Contact # _____

UNDERTAKING

I hereby certify and undertake that:

1. I have read and understood all the rules and regulations mentioned above.
2. The information provided by me in this registration form is true, complete, and accurate to the best of my knowledge. I take full responsibility for the authenticity of the details submitted.
3. I confirm that I have enclosed the original Bank Draft / Pay Order / Cross Cheque, bearing the following details:
 - No: _____
 - Date: _____
 - Amount (in figures): Rs. _____
4. This payment is made as the registration fee for a total of _____ students, as listed in the summary above, in favour of Community Development Council.
5. In case of online transfer or Easypaisa, I have attached a printed screenshot or proof of transaction along with this form.

:

SIGNATURES & STAMP HEAD OF THE INSTITUTION

Date of Submission: _____

Labels to be paste at the back of each entry



Student's Name: _____

Age: _____ Category # _____

Name of Institution: _____

Name of Contact Person: _____

Cell Phone Number: _____



Student's Name: _____

Age: _____ Category # _____

Name of Institution: _____

Name of Contact Person: _____

Cell Phone Number: _____



Student's Name: _____

Age: _____ Category # _____

Name of Institution: _____

Name of Contact Person: _____

Cell Phone Number: _____



Student's Name: _____

Age: _____ Category # _____

Name of Institution: _____

Name of Contact Person: _____

Cell Phone Number: _____



Student's Name: _____

Age: _____ Category # _____

Name of Institution: _____

Name of Contact Person: _____

Cell Phone Number: _____



Student's Name: _____

Age: _____ Category # _____

Name of Institution: _____

Name of Contact Person: _____

Cell Phone Number: _____

INDEPENDENT ENTRY DATA FORM

Name of the Student: _____

Postal address: _____

Email: _____

Contact #: _____

Age & Class: _____ Institution Name (optional): _____

Parent/ Guardian

Name: _____

Contact #: _____

CNIC: _____

Contact #: _____

UNDERTAKING

I hereby certify and undertake that:

1. I have read and understood the above-mentioned rules and regulations.
2. The particulars provided by me through this registration form are true and I take full responsibility for the correctness and accuracy of the information provided.
3. I also certify that I have enclosed Bank draft / Pay order in original bearing No: _____ Dated: _____ Amounting to Rs (In figures) _____ as a registration fee for total number of _____ entry/ies in favour of Community Development Council.

OR
Rs. _____ sent to EasyPaisa # 0300 6485113 (attach screenshot with the form)

Date: _____

Signature of Parent/ Guardian

OR

Self for 18 Years & Above
