



Enter the GATE of Fairbanks Garden Club NEWS

Volume 5 Issue 3 MARCH 2025

“Cultivating Community
Connections”



<https://willtiptop.com/garden-gate-ideas/>

FGC Officers 2023-2024

President:
Jane G.

Vice President:
Mary F.

Secretary
Janet B.

Treasurer:
Carol S.

Past FGC Presidents:
Barbara H.
Susie C.
Amanda R.



PRESIDENT'S MESSAGE – March 2025

Happy Saint Patty's Day!

Hope everyone is enjoying March and the longer brighter days and is looking forward to springtime coming in full - just around the corner now 😊. I am having fun going through my stack of various seed and plant catalogs and getting in my orders for some things now and others timed to come in later. I imagine that many of you are busy doing the exact same thing.

At last month's club meeting, we discussed ways to enhance fundraising efforts. We discussed the idea of offering an expanded selection of annuals, perennials, and house plants at our FGC Annual Garage & Plant Sale. So, I would like to put out the reminder to ask you if you would be willing to start some baby houseplants. Also, when you do get your seed starts going, can you please consider setting aside a selection of them for donation to our plant sale? Let's see if we can make this year's sale a really successful banner fundraiser.

The club's gearing up now for another busy productive summer season of events and efforts. Come on out to the meeting this Wednesday, March 19th @ Pioneer Hall to learn about what is coming down the pike, as well as to socialize and have some fun. Our hostesses this month are Lisa W. & Marilyn B. Lisa is providing a full baked potato buffet bar for us. This is also a potluck luncheon and so all other dishes of any kind are welcome too. Our program this month is: **"Compost Tea"** w/ Lisa W. as our presenter.

Look forward to seeing you all soon,

Best Wishes,

Jane

Fairbanks Garden Club NEWS and Events

This Month's meeting

March 19, 2025

12:00 Noon Regular Monthly Meeting

Hostess: Lisa W.

Co-Hostess: Marilyn B.

Address: Pioneer Hall in Pioneer Park, 2300 Airport Way Please Phone

Regrets to Lisa

Roll Call: What is your favorite seed catalog? Have you started ordering?

Horticultural Moment / Conservation Tip

Program: "Compost Tea" with Lisa W.

*Love is like a
beautiful flower which
I may not touch, but
whose fragrance
makes the garden a
place of delight just
the same.*

~ Helen Keller



March Horticultural Moment by April S.



Mary, Mary, Quite Contrary—When will your tomatoes grow?

It has occurred to me that there is no “one way” to start or maintain a garden...especially here in the Interior of Alaska. All gardeners have their own method to implement a growing season. And, all of those gardeners have various methods within those methods.

A recent social media post caused me to think about that for a moment. Someone asked the question, “Have you started your tomatoes yet?” And from that question came a plethora of answers. Everything from “NO! It’s way too early” to “YES! Of course, I always start mine in February” The challenge is that the person asking the question did not give any sort of context. As gardeners, we all know that “it depends” —it depends on where you plan to grow your tomatoes...inside a heated greenhouse, outside with a hoop house or outside naked and unafraid in a garden bed. What varieties are you planning to grow? Do you want to transplant them like 18 times? Oh and lest we forget our microclimates. Are you North or South facing? Are you in the hills or flat lying? Do you want fruit in June or August? So many variables dictate the best answer.

Personally, I tend to try to create a staggered start based on varieties. When I do this I am not as overwhelmed and it is much more manageable. I start some of my tomatoes like Glacier and Beaverlodge in February so that I can have fresh tomatoes in June. Yes, it is a bit more work to transplant them a few times, but to me it is worth it!

We all know that gardening is an experiment every single time as there are only so many factors we can control. What method within a method have you found to be your sweet spot? Have you tried to hone your process such that you get a nearly guaranteed result every year? No matter what your result, congratulations on trying!

And keeping your pretty tomatoes all in a row!

February 19, 2025 Pioneer Hall



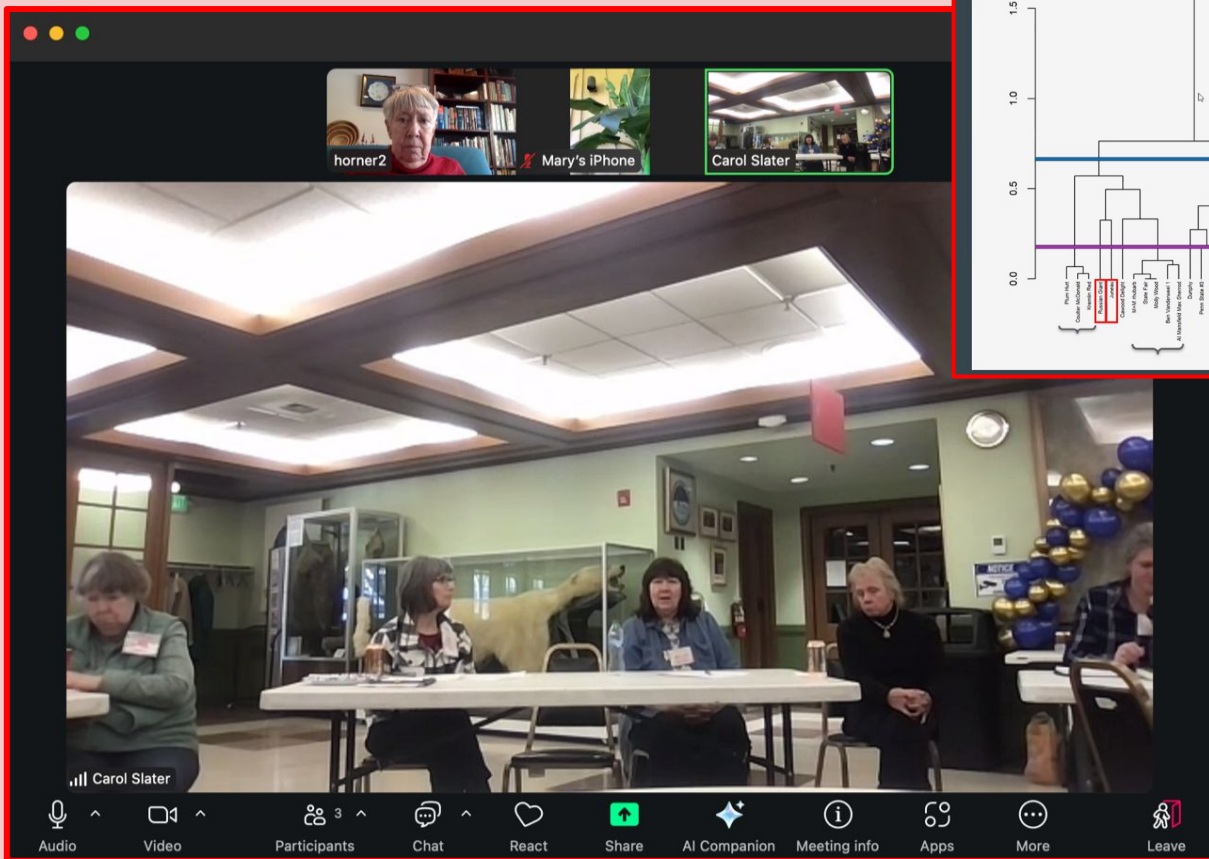
**February 19
FGC meeting
Jane
Presiding,
Janet and
Susie helping
April, and
hostess, Lisa
and Marilyn**

Marilyn B., Janet B., Susie C.,
Jane G., Becky H. Sheila M.,
Millie P., Amanda R., Carol S.,
April S. Lisa W. Beverly W.,
Marlene W. and by Zoom Mary F.
and Barbara H.

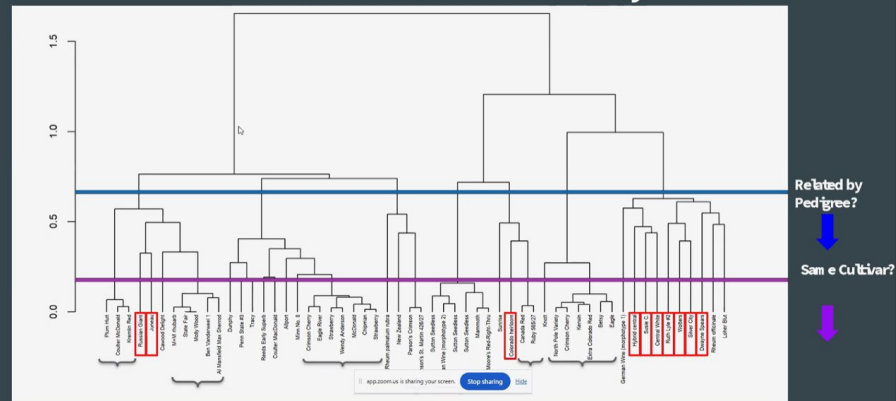
**Members; Sheila, Marlene,
Marilyn, Bev, Carol S., Becky**



Barbara's screenshot of FGC meeting Feb. 19, 2025



Ward's D2 dendrogram of Bruvo's distance between 58 rhubarb entries in the study



Rhubarb in Alaska

1700: Russian explorers, Kodiak Island, AK

1900: Clark's Farm in Skagway, AK

1930s: Matanuska Colony Project

1970s: Kobuk River

1986: Plant Materials Center, Palmer, AK

2001: Rhubarb National Plant Clonal Germplasm,
Plant Materials Center

2004: Clonal rhubarb collection moves to the
Matanuska Experiment Farm, Palmer, AK

2009: The Arctic and Subarctic Plant Gene Bank

2011: Western Region Plant Introduction Station,
Pullman, WA



Southeast Alaska and Clark's Farm, Skagway, early 1900s (photos: Library of Congress/99614811 and NPS Klondike Gold Rush National Historical Park, Candy Waugaman Collection, KLGO SP-276-8933)



Thanks Barb for the screen shots of the presentation.

NATIONAL GARDEN CLUB

Brenda Moore, NGC President

Theme for 2023-2025 is

“Go Green–Plant America”

<https://gardenclub.org/>

The **Winter** issue of “The National Gardener”
magazine link:

https://gardenclub.org/sites/default/files/2025-01/tng-winter-2025_0.pdf



Correct links
in the redo
newsletter
email..

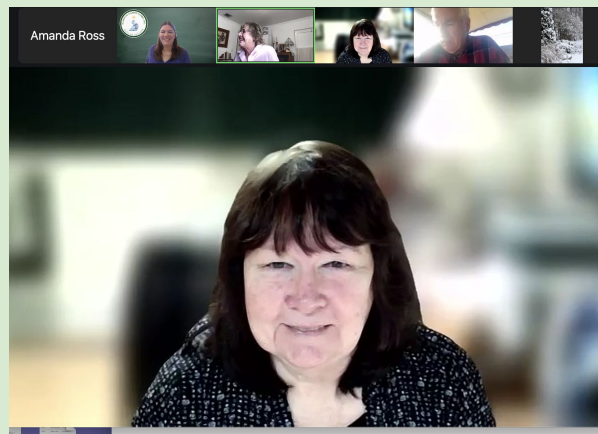


Come join in the fun in
Charleston SC for the
NGC Convention in May.
Information & registration
at

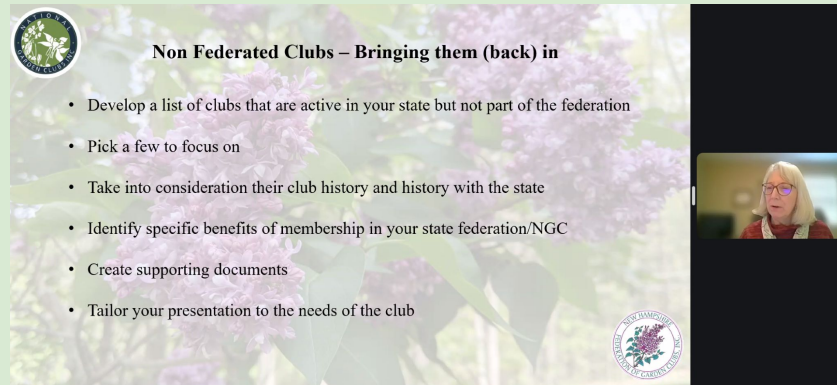
<https://gardenclub.org/2025-ngc-convention-details>.

Youtube video about Garden Club Membership

Membership Monday Feb 2025 Tools and Tips for Membership-




Our own
Becky H.
Listen for
ideas to help
grow our
membership



Non Federated Clubs – Bringing them (back) in

- Develop a list of clubs that are active in your state but not part of the federation
- Pick a few to focus on
- Take into consideration their club history and history with the state
- Identify specific benefits of membership in your state federation/NGC
- Create supporting documents
- Tailor your presentation to the needs of the club



Summary: The Big Picture

Garden clubs thrive through a multi-level network of local, state, and national collaboration, leveraging modern tools and diverse funding sources to create lasting environmental impact. Your garden club is part of something bigger – USE THAT NETWORK to grow stronger through connection and innovation.

Key Elements

- Local Clubs working together can multiply their impact
- Districts provide support and resources for clubs and State
- State Garden Clubs unify our voice
- Regional partnerships expand our reach
- National Garden Clubs offers the important branding
- Digital Tools Make It Easier
- Technology saves time
- Online resources expand reach
- Partnerships build strength
- Shared knowledge helps everyone
- Funding Grows Opportunity
- Local grants support projects
- Corporate partnerships
- Foundation support
- Creative fundraising
- Combined resources

Success Through Collaboration

- Share expertise
- Pool resources
- Create bigger impact
- Build stronger programs
- Reach more people

Small Steps, Big Impact

Engaging our community through casual talks, social media presence, and hands-on learning events.

- 1 Monthly "Garden & Coffee (or wine)" Talks
Casual, informative sessions at local cafes or even art galleries.
- 2 Instagram/Facebook
Plant of the Week
Showcase interesting plants to engage social media followers.
- 3 Community Skill-Sharing Events
Members teach gardening techniques to the public.
Collaboration builds a bigger audience range.

Start with one new idea.
Build on what works.
Learn and adjust together.



Pacific Region Garden Club

<https://pacificregiongardenclubs.org/home>

The region is made up of eight states
Washington, Arizona, California, Oregon,
Nevada, Idaho, Alaska, Hawaii
[Connect to the state websites](#)

[Facebook](#)

Pacific Region Director:
Carol Norquist 907-248-9563
3734 W 35th Avenue
Anchorage, AK 99517
PacRegGardenClubs@gmail.com

www.gardenthoughtfully.com

"In the past, we have asked one thing of our gardens: that they be pretty. Now they have to support life, sequester carbon, feed pollinators and manage water. And the best way to do that? **Plant Native Plants.**"

Doug Tallamy,
from "Nature's Best Hope: A New Approach to Conservation that Starts in Your Yard"

Times change as we gain knowledge and experience!
Thanks to World leaders Like Doug Tallamy.
We all can do this.

PACIFIC REGION GARDEN CLUBS, INC.



Director:
Carol Norquist

2023-2025 Theme:
**Unleash the Wild:
Bring Nature Home**



www.CaliforniaGardenClubs.org



Pacific Region Conventions

April 28-30, 2025 Tempe, Arizona "Wild & Water Wise"

Link to the PRGC Convention

<https://azgardenclubs.com/conventions/>

Latest WACONIAH

(November 24, 2024) [see link below:](https://pacificregiongardenclubs.org/waconiah-issues)
<https://pacificregiongardenclubs.org/waconiah-issues>



**WHERE MOUNTAINS
AND RIVERS MEET**

**Alaska Garden Clubs
66th Annual Convention
Thursday, June 19, 2025**

**Hosted by the Greater Eagle River Garden Club
Joy Lutheran Church, 10111 Eagle River Loop Rd**

2025 Alaska State Convention.

The convention is June 19, 2025 – Thursday.

The location is Joy Lutheran Church, Eagle River, AK.

**AK Garden Clubs convention registration
link:**

<https://mail.google.com/mail/u/0/?tab=rm&ogbl#inbox/FMfcgzQZTgXBLkMtmfJILSwjXgdTJVCM?projector=1&messagePartId=0.1>

Alaska Garden Clubs 2023-2025

President: Sharron Jordon Carlson
skj@mtaonline.net

Vice President – Chris Wood
Treasurer – Carol Norquist
Secretary- Rhonda Barnklau

AKGC

Website: <https://www.alaskagardenclubs.org/>

Anchorage Garden Club fb page:
<https://www.facebook.com/anchorage.gardenclub/>

**Greater Eagle River Garden Club fb
page:** <https://www.facebook.com/greatereaglerivergardenclub>

Fairbanks Garden Club
<https://fairbanksgardenclub.org/>

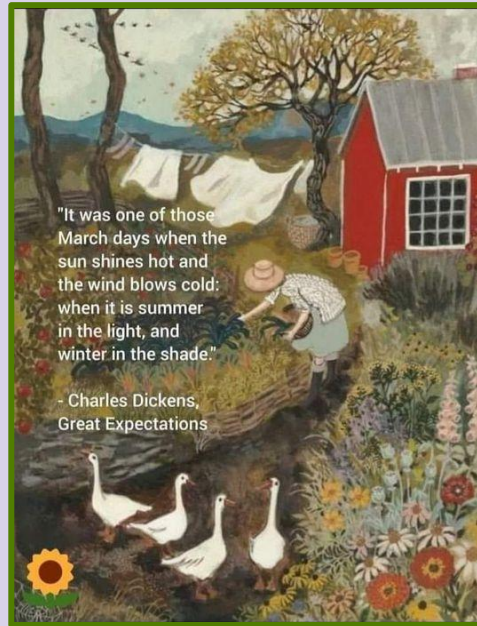

March Birthdays:

Grace M. 3/12

Marilyn B. 3/23

Beverly W. 3/25

Marlene W. 3/25



Plant America Feed America

Fairbanks Garden Club

Food Donation Tracker for _____

Date	Circle Item donate	Name estimated weight	Contact # Organization receiving donation
------	--------------------	--------------------------	--

Fresh Produce
Seeds
Live Plants
Other donated food

Fresh Produce
Seeds
Live Plants
Other donated food



National Garden Clubs
OFFICIAL WEBSITE

GO GREEN 2023-2025
Webinar series presents

**PLANT AMERICA
FEED AMERICA**

How NGC Members
Are Fighting
Food Insecurity



March 12, 2025, 2:00 pm EST



NGC President Brenda Moore (WV & PA)

FGC is participating in **Plant America Feed America**. At the January meeting, Althea handed forms to everyone who contributed food to the community last summer and reminded us to estimate, complete, and return forms to her. All members can track their donations of produce to non-profits, friends, neighbors and others. The form (see screenshot above) covers donations made between [May 4, 2023 to May 4, 2025](#). The program encourages garden club members to help fight hunger in America. Over 5M kids go hungry daily. Members can turn in your PAPF donations slips through April of 2025. Althea reminds us of the need for food in Fairbanks: keep track on the forms of your donations.



Sunflower Youth Garden Club
Mason Sycamore Garden Club (MI)

OUR DONATIONS AS OF MARCH 12, 2025

POUNDS OF FOOD	VALUE	SERVINGS
121,724.6	\$45,106.76	27,163

Screenshots from webinar on Plant America - Feed America



Gardening With Purpose Plant America – Feed America



GARDENERS AFFECT THE ENVIRONMENT BY

- DECREASING THE MILES OUR FOOD TRAVELS
- CONTROLLING PRODUCTION METHODS – FERTILIZERS, CHEMICALS
- INFLUENCING SOIL HEALTH
- CHOOSING NATIVE PLANTS
- REDUCING FOOD WASTE – THE THIRD LARGEST CONTRIBUTOR TO GREENHOUSE GAS!



Gardening With Purpose Plant America – Feed America



In Michigan
1 OUT OF 9 LACK ACCESS TO FOOD

1 OUT OF 8 CHILDREN HAVE FOOD INSECURITY

GARDENERS CAN INFLUENCE FOOD SECURITY

- FOOD SHOULD BE AVAILABLE - CLOSE TO HOME - AFFORDABLE
- SUPPORT A RESILIENT LOCAL FOOD SYSTEM
- SHARE WITH NEIGHBORS
- CONNECT WITH OTHERS TO SHARE



©Michigan Garden Clubs

THANK YOU TO THE 32 STATE FEDERATIONS WHO PARTICIPATED IN THE PLANT AMERICA, FEED AMERICA PRESIDENT'S PROJECT!!

NEW ENGLAND
Maine
Massachusetts
Connecticut
New Hampshire
Vermont
Rhode Island

CENTRAL
Illinois
Indiana
Michigan
Missouri

CENTRAL ATLANTIC
Delaware
Maryland
Pennsylvania

DEEP SOUTH
Alabama
Georgia
Florida
Louisiana
Mississippi
Tennessee

SOUTH CENTRAL
Arkansas
Texas

SOUTH ATLANTIC
South Carolina
Virginia
West Virginia

PACIFIC
Alaska
California
Oregon
Washington

ROCKY MOUNTAIN
Montana
Nebraska
South Dakota

Alaska

Fairbanks Garden Club MEMBERS Sharing March 2025

1. Your favorite seed catalog (roll call question) and/or
2. What you are doing this spring to prepare for the growing season. and/or
3. Any projects would like to see the FGC club start, continue, etc. and/or
4. Anything else you would like to share. OR your favorite Rhubarb Recipe:

Carol S: 1. I don't order from seed catalogs. I used to , but I always ended up with too many seeds and then too many plants. I've downsized. 2. So far this spring I've bought some seed starting mix and some seeds (cylindrical beets and marigolds). 3. I'm very happy with the projects that we do.

Marilyn B: Ordered seeds and started leeks.

Patty K: Love the idea to redo GBGF garden plot. Johnnys seed

Mary F.: I like Johnny's seed catalog but I have been buying most of my seeds locally as I don't need packets of 350 seeds and I hate to pay for shipping. Mostly, I've had pretty good luck with finding the seeds and bulbs I want and I like supporting the local businesses. I am doing a few things to prepare for the growing season and so far I have got my fuchsias, geraniums and some dahlia bulbs going. I plan to shovel my way to the greenhouse and get the pots and start the seeds for the garden. There are so many projects I am looking forward to because I am so tired of shoveling snow; I'd much rather be slinging soil! I'm eager to see FGC continue Anna Creamer's Garden, our garden plot at the Georgeson Botanical Garden, the Zinnia planting at the Children's Museum and all our annual planting around town. con't...

Fairbanks Garden Club MEMBERS Sharing March 2025

Mary F. con't: I think the most challenging will be revamping the GBG plot this year, but I believe we can make and execute our plan for this growing season and have a beautiful assortment of flowers for everyone to enjoy! Ticasuk Brown Elementary got spared from the chopping block so the teachers and kids will start their flower seeds and bulbs once again! We had planned to put perennials, irises and white violets, in the ten concrete planters on the school's plaza to have something in there if they closed.

Susie C.: I can't find my "Mrs. Legg's Rhubarb Coffee Cake" recipe in time for your newsletter----but will keep looking for it!

Amanda R.: I support the local businesses with purchase of seed packets. I hope to winter sow seeds soon. WE do not like rhubarb so no recipes from me. I would love to see Watershed Community Garden Youth club to be started. More that later. I appreciate all the projects FGC has and all the hard workers that make these projects be successful. IT takes us all.

Carol Lovejoy: We are home for now and I am ever so GRATEFUL! There really IS no place like HOME! Chuck feels good and is on oral chemo. Sending my love to you and all the Garden Club

April S. I'm creating a new "Peppers Only" terraced bed. They always attract aphids for me so I am going to try to keep them in their own area. And to use Neem Seed meal in the soil--I recently heard about this method and am willing to give it a try!

April's Rhubarb Cake (our modified version 6/25/23)

PREP TIME 20 minutes COOK TIME 1 hour SERVINGS 8 AUTHOR [Holly Nilsson](#), Spend With Pennies

Ingredients

- 2 cups flour
- 1 teaspoon salt
- 1 teaspoon baking soda
- 1 ½ cups sugar
- 1 cup milk
- ½ cup Avocado oil (original uses melted butter)
- 1 ½ tablespoons lemon juice
- 1 teaspoon my vanilla extract
- 1 egg
- 3 cups fresh rhubarb chopped

Topping

- 2 tablespoons sugar
- ¼ teaspoon cinnamon

Mary's easy go-to recipe for rhubarb: Line a 9 X 13 pan with parchment paper or grease the pan. Chop up 5-6 cups of rhubarb (and add strawberries, if you like). Spread a large packet of dry strawberry jello mix on top. Mix up a box or homemade yellow or whatever flavor of cake mix you like, pour it on top, bake at 350°F for 35–45 minutes, cool, frost and enjoy!

Instructions

- Preheat the oven to 350°F. Grease a 9x13 pan and set aside.
- Whisk flour, salt, & baking soda in a large bowl. Set aside.
- In a small bowl, combine sugar, milk, melted butter, lemon juice, and vanilla. Stir in the egg.
- Add the rhubarb to the flour mixture and gently mix.
- Add the milk mixture to the flour mixture and stir with a spatula until combined.
- Pour the cake mixture into the prepared pan.
- Combine the sugar and cinnamon and sprinkle over the cake.
- Bake 40-45 minutes, or until a toothpick comes out clean.
- Cool and serve with ice cream.

Notes

- Create a well in the center of the dry mixture and pour the wet into the dry. Gently fold the dry into the center and turn the bowl as you stir. This method aerates the batter ensuring a light, fluffy cake.
- Mixing the rhubarb with the flour first ensures it doesn't sink to the bottom of the cake.
- Rhubarb is very tart so there is a little bit of extra sweetness in this cake.
- Make sure all ingredients are at room temperature.
- Leftover cake can be kept for up to 3 days at room temperature in a covered container.
- Freeze portions by wrapping in plastic wrap and storing in zippered bags for up to 10 weeks. Thaw at room temperature.

Native Violets are about to make grass obsolete.

Thrives in shade, creates stunning purple
carpets, feeds butterflies, AND spreads itself?

This is the future of eco-friendly yards! 💜



15 VEGETABLES THAT WILL FLOURISH IN SHADE

SPINACH



LETTUCE



KALE



RADISHES



BEETS



MINT



CHIVES



BROCCOLI



CAULIFLOWER



CABBAGE



PEAS



GREEN BEANS



GARLIC



GREEN ONIONS



POTATOES



TURNIPS



READ HOW TO GROW THEM AT MY SITE SLICKGARDEN.COM

FGC Committee Chairs

FGC Committee	Chair
Awards (AK, PR, Nat)	Barbara H
Blue Star Memorial	Gwenn G
Community Beautification and Outreach	Carol S.
Conservation and Green Moment	Janet B.
Creamer's Historic Flower & Vegetable Garden	Althea S.
Flower Show	Becky H.
Fundraiser - Garage Sale & quilt Raffle	Liz M.
Gamin Permit	Becky H.
Garden Tours	Marlene W

FGC committee	Chair
Georgeson Botanical Garden	Lucy S
History/Biographies	Janet B.
Horticulture	April S
Installation of New Members	Becky H.
Kitty Hensley House	Janet M.
Library Holiday Tree	Althea S.
Member of the Year	Gwenn G.
Membership	Becky H.
Newsletter	Amanda R.
Nominating	As Elected

FGC Committee	Chair
Photography	Gwenn G.
Programs	Mary F.
Publicity	Jane G
Scholarship	Lacey H.
Scrapbook	Amanda R.
Sunshine	Sheila M.
Telephone/Non Email	Janet B.
Website	Liz M.
Wildlife Gardening	Susie C.
Yearbook	Jane G.
Youth Gardening/Garden Therapy	Amanda R.

