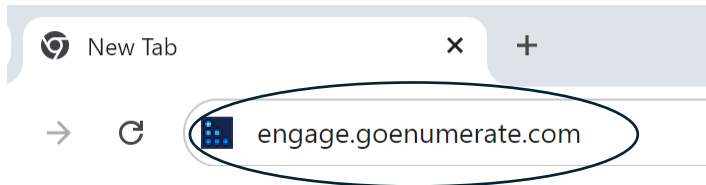
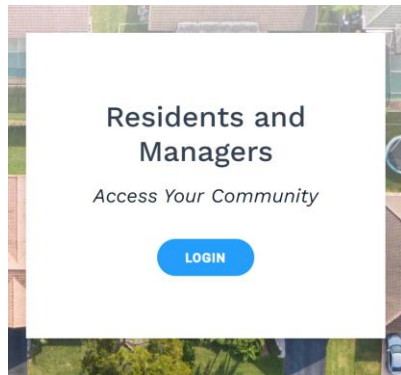


Instructions for logging in to the Allied Portal with a desktop or laptop and viewing Board documents.

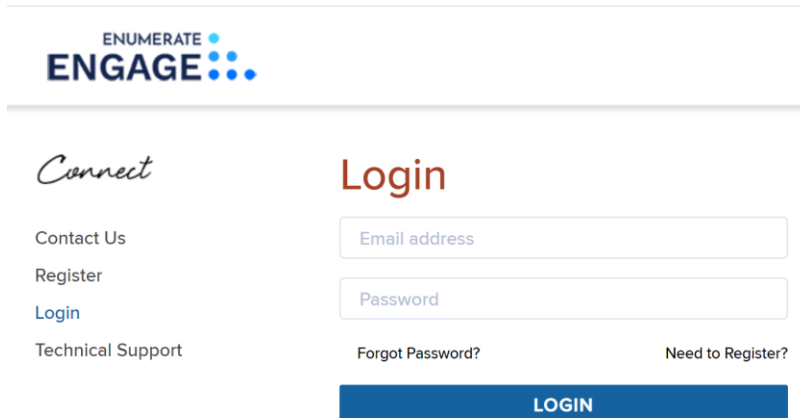
1. Type into the URL field. Don't use Google search. Don't use "www" or "https://". Just type it in as you see it. Save it to your favorites. Click "enter".



2. The next screen, click the Login button for Residents and Managers:



3. The next screen you see will be this one: If you haven't registered, you need to. If you have, enter your username and password. If you can't remember your password, click the "Forgot Password" and a password reset email will be sent to you:



4. This is the next screen you will see:

REFLECTION LAKES AT
NAPLES MASTER
ASSOCIATION, INC.

[OWNER INFORMATION
LINK - CLICK HERE](#)

[GOVERNING
DOCUMENTS - CLICK
HERE](#)

FOR RESIDENTS

[Community Feed](#)

[Calendar](#)

[Online Forms](#)

[Resident Directory](#)

[Resources](#)

[MY ACCOUNT](#)

5. If you click the Owner Information Link, you will see links to Board Minutes, Board Videos, Contracts, Insurance information, etc. If you click the Governing Documents Link you will see the Declaration, the Bylaws, the Rules and Regulations, and ARB Standards. All of these documents are current and up to date.