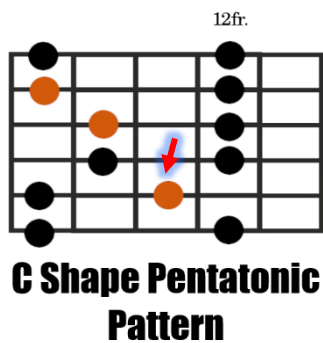
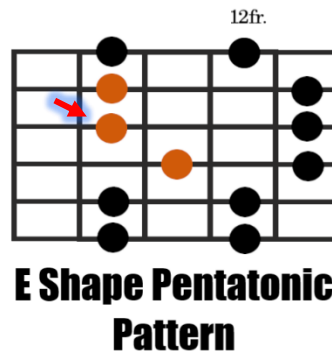


Pentatonic Shapes

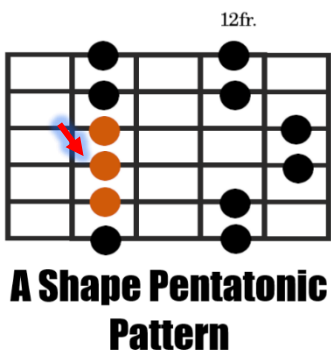
Pentatonic scale patterns are the bread and butter of solo guitar playing, improvising and lead guitar in music. It is important to be familiar with all scales, but the pentatonic shapes allow the guitar player to traverse the guitar fretboard easily without thinking too much of music theory but rather shapes and spots. Around the internet the term “Caged System” refers to the 5 open chord position shapes on the guitar: C, A, G, E and D. Knowing these chords is vital for the visualization of the pentatonic shapes in my opinion. Below you will find the five shapes, and the chords have been marked in orange to help the guitar player visualize the chords and then associate the rest of the notes to complete the pentatonic shape.



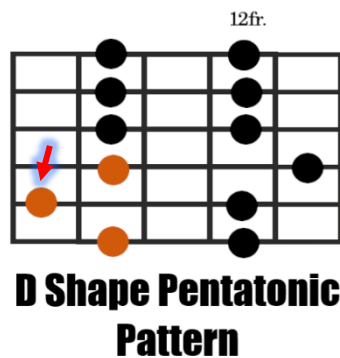
This scale pattern is marked on the 12th fret because it is the C Major Pentatonic scale, however, the pattern can be moved anywhere on the fretboard and the note marked by the arrow would be considered the root note or your scale name.



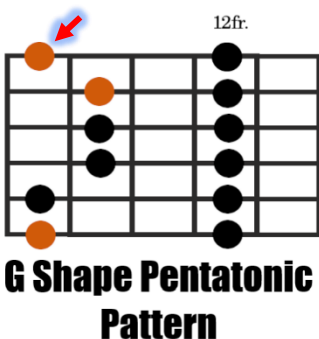
This scale pattern is marked on the 12th fret because it is the E Major Pentatonic scale, however, the pattern can be moved anywhere on the fretboard and the note marked by the arrow would be considered the root note or your scale name.



This scale pattern is marked on the 12th fret because it is the A Major Pentatonic scale, however, the pattern can be moved anywhere on the fretboard and the note marked by the arrow would be considered the root note or your scale name.



This scale pattern is marked on the 12th fret because it is the D Major Pentatonic scale, however, the pattern can be moved anywhere on the fretboard and the note marked by the arrow would be considered the root note or your scale name.




This scale pattern is marked on the 12th fret because it is the G Major Pentatonic scale, however, the pattern can be moved anywhere on the fretboard and the note marked by the arrow would be considered the root note or your scale name.

For examples on how to play each of the patterns please refer to www.youtube.com/TruthGuitarMethod


“Beginner Guitar Routine Level 2
Lesson 4”

C Major Pentatonic




Musical notation for the C Major Pentatonic scale in 4/4 time. The scale is written on a treble clef staff with a key signature of one sharp (F#) and a common time signature. The notes are C4, D4, E4, F#4, G4, A4, B4, C5, G4, F#4, E4, D4, C4. Fingerings are indicated by numbers 1-4 above the notes. Below the staff is a guitar tablature (TAB) with six lines. The fret numbers are: 12-15, 12-15, 12-14, 12-14, 13-15, 12-15, 15-12, 15-13, 14-12, 14-12, 15-12, 15-12.

A Major Pentatonic



Musical notation for the A Major Pentatonic scale in 4/4 time. The scale is written on a treble clef staff with a key signature of three sharps (F#, C#, G#) and a common time signature. The notes are A3, B3, C#4, D4, E4, F#4, G#4, A4, D4, C#4, B3, A3. Fingerings are indicated by numbers 1-4 above the notes. Below the staff is a guitar tablature (TAB) with six lines. The fret numbers are: 12-14, 12-14, 11-14, 11-14, 12-14, 12-14, 14-12, 14-12, 14-11, 14-11, 14-12, 14-12.

G Major Pentatonic



Musical notation for the G Major Pentatonic scale in 4/4 time. The scale is written on a treble clef staff with a key signature of one sharp (F#) and a common time signature. The notes are G3, A3, B3, C#4, D4, E4, F#4, G4, D4, C#4, B3, A3, G3. Fingerings are indicated by numbers 1-4 above the notes. Below the staff is a guitar tablature (TAB) with six lines. The fret numbers are: 12-15, 12-14, 12-14, 12-14, 12-15, 12-15, 15-12, 15-12, 14-12, 14-12, 14-12, 15-12.

E Major Pentatonic



Musical notation for the E Major Pentatonic scale in 4/4 time. The scale is written on a treble clef staff with a key signature of four sharps (F#, C#, G#, D#) and a common time signature. The notes are E3, F#3, G#3, A#3, B4, C#4, D#4, E4, A3, G#3, F#3, E3. Fingerings are indicated by numbers 1-4 above the notes. Below the staff is a guitar tablature (TAB) with six lines. The fret numbers are: 12-14, 11-14, 11-14, 11-13, 12-14, 12-14, 14-12, 14-12, 13-11, 14-11, 14-11, 14-12.

D Major Pentatonic



Musical notation for the D Major Pentatonic scale in 4/4 time. The scale is written on a treble clef staff with a key signature of two sharps (F#, C#) and a common time signature. The notes are D3, E3, F#3, G#3, A3, B3, C#4, D4, A3, G#3, F#3, D3. Fingerings are indicated by numbers 1-4 above the notes. Below the staff is a guitar tablature (TAB) with six lines. The fret numbers are: 12-14, 12-14, 12-14, 11-14, 12-15, 12-14, 14-12, 15-12, 14-11, 14-12, 14-12, 14-12.