

Redbird Quilt Co.
Karen L. Miller



Redbird Quilt Co.
2019 - 2020 Lecture & Workshop Info



Quilting
Workshops,
Lectures,
Trunk Shows
&
Demonstrations
for your
Shop,
Group,
or Guild



Hi – I'm Karen L. Miller, "CEO" ;) of Redbird Quilt Co.
I'm a quilter, designer, author, blogger, Aurifilosopher, and educator all wrapped-up in one crazy grandma! -- Here's my story...

I started quilting in 2006 when my sister Janet asked me to join her for a \$1 block of the month, Thangles – remember them? Thus, the beginning of my Quilty adventures.

I dabbled in piecing for a couple of years until my first applique class (Needle-turn Applique from the very talented Sharon Stroud) at which time I fell head over heels In Love with everything applique. Cotton applique led to wool applique and again I was in seventh heaven. Wool applique allowed me to finish a quilt top quickly so I learned to Free Motion Quilt (FMQ) on my home machine.

For years I took every FMQ and Wool Class I could find – gosh that was fun! I guess you could say I was addicted. Panels & small quilts were quilted while I honed my FMQ skills.

In 2012 I began blogging about my Quilting passion and was fortunate to win some beautiful Family Tree fabric by Deb Strain for Moda. That was the start of my designing passion. I prepared a sweet little pillow design and submitted it to the Moda Bake Shop (MBS). [It published in October, 2013](#). Since then I've designed & published [6+ "Recipes"](#) as a Chef for the Moda Bake Shop – 2 of which placed in the MBS top 10 annual awards.

The learning and growing and designing continued as I created my first ever for-fee pattern and began teaching at Quilters Corner in Ithaca, NY (2014). The Candor, NY "New Quilters on the Block" Guild hired me to teach too! WOW – Maybe my love of quilting can become my retirement fun! Redbird Quilt Co. was born... Workshops were created... and the saga continues!

I continue my education by attending professional training with my "quilty" mentors like Wendy Sheppard, Karen McTavish, Linda Hrcka of The Quilted Pineapple, and more. Early in 2016 I was featured on the [American Patchwork & Quilting Radio Podcast](#) with Pat Sloan – what an honor! I've published [A Quilter's Doodles I](#) – A collection of hand-drawn free motion quilting inspired doodles. In 2017 I teamed with Aurifil and announced a collection of beautiful Aurifil cotton threads. [The Subtle Sampler](#) Designer thread collection allows one to dabble with different weights and colors of thread to enhance their quilty projects.

In 2018 I was invited to partner with Aurifil to create a thread education program. Aurifilosophy was born and I'm in the midst of training makers, designers and educators across the country to share their passion of thread with others. Working with Aurifil has afforded me the opportunity to travel, teach and demo at amazing shops and shows including Missouri Star Quilt Company & International Quilt Festival.

Thank you for inviting me to work with your Group – It's sew fun to share my passion with others who are wild for Quilting! I look forward to us sharing time together.



2019-2020 Redbird Quilt Co. Lecture & Workshop Information

1. Moda Bake Shop Lecture and Trunk Show (90-120 minutes)

The Moda Bake Shop gave me a jump-start in the industry and I continue to design and publish for them once or twice a year. This fun and informative session shares the “whats” and “hows” of utilizing the free Moda Bake Shop “recipes” published several times a week.

There’s a quick review of the wide variety of Moda Pre-Cuts and how to best use them in your upcoming quilting projects. We also look back at the top recipes from the last few years and briefly discuss how YOU TOO can become a Moda Bake Shop “Chef”.

I share 25-30 quilts and projects including many of the Redbird Quilt Co Bake Shop pattern samples. You’ll see wool applique, needle turn applique, and a generous amount of Free Motion Quilting inspiration.

Who doesn’t LOVE to look at Quilts? -- Especially when many of the designs are Free on the Moda Bake Shop. It’s a fun lecture / trunk show with fantastic feedback from Guilds and Shops alike.

Unlimited attendance – the more the merrier!



2. Align Your Free Motion Quilting Stars Lecture and Trunk Show – Geared to domestic machine quilters (90-120 minutes)


New in 2016: Substitute the Moda Bake Shop lecture for a Free Motion Quilting lecture that will educate on a variety of tips and tricks to help align your free motion quilting stars.

I share 30+ quilts and projects from my trunk and talk in detail about the projects that I quilted on my home machine. I point out key factors that help you become successful at domestic machine quilting. Let’s avoid those FMQ Pitfalls and Align YOUR Free Motion Quilting Stars!! It’s informative, fun and inspiring!

Unlimited attendance – the more the merrier!



3. AURIFILOSOPHY: It's all about the Thread! Lecture and Trunk Show (90-120 minutes)



Cotton thread education that will help you achieve brilliant results with all those amazing weights of luscious Aurifil thread. I'll share a structured presentation and large trunk of Aurifil projects, most quilted on my home machine ~ AND ~ pieced, embellished, quilted, and finished exclusively with Aurifil thread.

We'll cover thread basics, including information on weight and ply, spool positioning, bobbin weights, needle and tension settings. I'll offer helpful tips and tricks, share projects and photos aimed to inspire and expand your use of Aurifil threads on all your quilty projects. Each program attendee will receive an Aurifil Bag of goodies.

You'll leave tired, with a head full of knowledge and inspired – Promise !

Unlimited attendance – the more the merrier.

Aurifilosophy Workshops are available upon request.



4. Free Motion Quilting (FMQ) on a domestic sewing machine – Basics & Beyond “Aligning Your FMQ Stars”

Shorten the time it takes to finish your next quilt – learn to free motion quilt on your home sewing machine using practice quilt sandwiches. ! We’ll cover thread, batting, tools, tension, and tips while stitching basic motif including flower, loop, pebble, swirl, echo and more.

You’ll be positioned to Align your Free Motion Quilting Stars.

In the afternoon we’ll add McTavishing and continuous curve stitching AND have plenty of time for practice & feedback.

Full Day Workshop ~ Machine Required



Above: Basics and Beyond Quilting Motifs




Redbird Quilt Co.

Karen L. Miller



5. New in 2017: A Quilter's Doodles - Learn to doodle with machine, needle, and thread. Some call it graffiti or sketchbook quilting but I call it FUN! We'll cover thread, batting, tools, tension, and tips while stitching with basic and secondary doodle elements. Create a beautiful background fill or a whimsical whole cloth. Can be used as an Introduction to FMQ on domestic machines. Full Day Workshop ~ Machine Required






6. Free Motion Quilting (FMQ) on a domestic sewing machine – Panels

Quilting pre-printed panels are a great way to learn & practice free motion quilting with a domestic machine. A few simple steps and the quilter is ready to meander, loop, pebble, swirl, echo, or even McTavish their quilted panel sandwich. (Feathers not covered)

This course covers an introduction to machine free motion quilting and allows the student time to practice, practice, practice on a panel (of the guilds choice).

Full Day Workshop ~ Machine Required





7. Free Motion Quilting (FMQ) on a domestic sewing machine – Feathers I

An introduction to free motion quilting feathers. Feather structure & quilting methods are discussed & practiced. Learn full-form and bump-back feathers – also learn to draw and quilt Victorian style feathers with straight and curved spines. We'll also discuss the impact of thread and batting on feather quilting. Basic free motion quilting skills are required. 4 hours - Max 15 students.



8. Free Motion Quilting (FMQ) on a domestic sewing machine – Feathers II

Take your FMQ feathers to a new level. Learn to draw and quilt "Feather Galaxy" background motif (including pebbles) and "Feather Vine", perfect for quilt sashing. Review of curved feathers from FMQ Feathers I class included. Basic FMQ skills and Feathers I class is a prerequisite. Feathers I and II can be covered in a full day workshop.






9. Free Motion Quilting on home machines: A Full Day of Feathers!

The "Full Day of Feathers" combines Feathers I and Feathers II topics and also includes "Free Flowing Feathers" and "Fast Feathers". I love to use these designs to fill a quilt top with minimal planning and marking. The Full Day of Feathers Workshop is applicable to any machine quilter; Domestic, Sit Down or Long Arm. Demonstrations will be shown on a home machine. Basic FMQ skills are required.

FULL DAY Workshop ~ Max 15 unless all are experienced in free motion quilting.





10. Beginner Wool Applique Workshop – Spring Basket



Simple, fast and fun! Make this bright & cheery half-circle wool mini to enhance your spring décor! No experience required. Learn the basics of wool applique & simple stitches. Prepare using beautiful hand-dyed or recycled wool pieces.

Pattern by Redbird Quilt Co. must be purchased for Workshop (discount provided).

Full Day or 2 sessions ~ 4 hours each
Max 15 students

11. "Family Tree" or "Redbird Christmas" Quilted Envelope Pillows



Family Tree Quilted Envelope Pillow
by Karen Miller - Karen's Quilts, Crows, and Cardinals Blog



Redbird Christmas
karensquiltsCrowsCardinals.blogspot.com

Create a beautiful 20" x 20" flanged spring or Holiday envelope pillow using a Fat Quarter, 2.5" strips (a jelly roll) and some wool pieces.

Learn basic wool applique, machine piecing, and a bit of machine quilting skills while having fun with this modern look pillow. Pillow cover removes easily to transition from one season to the next. Pattern free on the Moda Bake Shop. Redbird Christmas template free on blog. Class applicable to ambitious beginner. Full Day or 2 sessions ~ 4 hours each ~ Max 15 students



12. The Original "Redbird and Berries" Mini Quilt (Cotton)

Create a stunning 22" x 30" mini quilt / wall hanging to adorn your winter décor.

Learn needle turn applique, perfect circle berries, bias stems, and mini charm piecing while preparing this beautiful quilt. The border is made with mini-charms (2.5" squares).

Session #1 focus is on applique bird, berries, and stems.

Session #2 focus is on border piecing or Free Motion Quilting.

2 sessions ~ 4 hours each would be aggressive ~ max 15 students

A week or two between classes would be recommended to complete Applique front before continuing. Optionally, the FMQ portion can be taught on practice sandwiches.

Pattern is free to download from the [Moda Bake Shop](http://www.modabakeshop.com) or my [Craftsy store](https://www.craftsy.com).



13. "Redbird and Berries" Mini Quilt – Wool Version



This beautifully textured 22" x 24" mini quilt is a wonderful addition to your winter décor.

The wool version of Redbird and Berries is scaled down from the original size & works up quickly with the ease of using wool for the Redbird, berries, & stems.

Learn beginner wool applique, machine piecing, and machine quilting on a domestic sewing machine.

The border is completed with mini-charms (2.5" squares).

Session #1 focus is on wool applique bird, berries, and stems.

Session #2 focus is border piecing or Free Motion Quilting.

2 sessions ~ 4 hours each ~ max 15



14. "Feathered Flower Fun" Table Runner

This beautiful 13" x 38" machine quilted table runner is a great way to learn and practice free motion quilted feathers.



Workshop also covers basic wool applique and 3D flowers.

Full Day Workshop

15. "Wooly Wren" Mini Quilt

The Wooly Wren mini quilt serves as a perfect introduction to Wool Applique and Free Motion Quilting "McTavish" style.

The basics for completing this 11" x 13" mini can be covered in a full day workshop. In the morning session we'll focus on basic wool applique techniques and stitches (blanket stitch, couching, and French Knots).

The afternoon will be spent learning how to quilt this darling little piece using a "McTavish" type of background filler.

2 sessions – 4 hour each (or full day)

Pattern by Redbird Quilt Co required – offered at a discounted price.





16. New in 2018: The Subtle Tree – An exercise in thread painting, machine applique and free motion quilting on home machines.




Oh! We'll play and learn to stitch with nearly every color and weight of thread in my Aurifil Designer Thread Collection, *[The Subtle Sampler](#).

This fun project & full day Workshop will have you thread painting, doing a bit of machine applique and free motion quilting on your home sewing machine. Project can be ready for binding by end of a FULL Day of fun!! Thread weights, tension settings & setup are discussed.

Special Pricing Kits available with and without *[The Subtle Sampler](#) Designer Collection (highly recommended).

Full Day Workshop – Max 15.
With angel and additional fee more students can be accommodated.





17. New in 2019: Redbird Quilt Co. Great Blue (2 Day Workshop)

An exercise in fiber art: Silhouette machine applique, thread embellishments and free motion quilting on home machines. This beautiful wool Great Blue Heron is appliqued to a beautiful hand dyed sateen. Thread embellishments and quilting use nearly every spool of thread in my Aurifil Designer Thread Collection, *[The Subtle Sampler](#).

We'll learn the basics of silhouette wool applique. Machine thread embellishments will be stitched before appliqueing Great Blue to the beautiful sateen background. We'll complete the design with free motion feathers, lines and McTavish swirls. This project is perfect for the intermediate or advanced free motion quilter. Thread weights, tension settings & setup are discussed.

Special Pricing Sateen, wool and thread kits are offered.

TWO Day Workshop – Max 15.

With angel and additional fee more students can be accommodated.



Redbird Quilt Co.

Karen L. Miller



Redbird Quilt Co. Rates & Fees:

- Half day Workshop: (3-4 hours) \$500
- Full day Workshop: (6-7 hours) \$700
- Lecture & Trunk Show: (1.5 – 2 hours) \$375
- Travel expenses: Round-trip Mileage (\$.58/mi or current federal rate), airfare, baggage fees, shipping, meals, lodging (where applicable)

Additional information, images, and updates can be found at these sites:

Web: www.redbirdquiltco.com

My Upcoming Events: <http://www.redbirdquiltco.com/schedule.html>

Blog: <http://karensquiltscrowscardinals.blogspot.com>

Facebook: <https://www.facebook.com/RedbirdQuiltCo>

Instagram: <http://www.instagram.com/RedbirdQuiltCo/>

Pinterest: <http://www.pinterest.com/RedbirdQuiltCo/>

Twitter: <http://www.twitter.com/RedbirdQuiltCo>

YouTube: <http://bit.ly/RedbirdQuiltCoYouTube>

My Free Moda Bake Shop Recipes: <http://www.modabakeshop.com/author/kmiller>

My Aurifil Designer Thread Collection: [The Subtle Sampler](#)

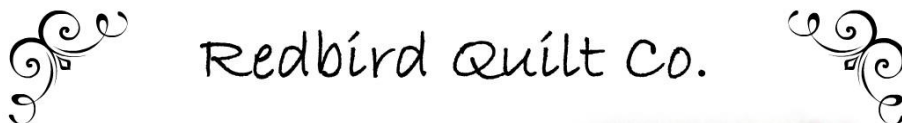
My Free Tutorials: <http://bit.ly/RedbirdQuiltCoMyTutorials>

My Patterns on Craftsy: <http://bit.ly/RedbirdQuiltCoMyCraftsy>

My Facebook FMQ Community Group: <http://www.facebook.com/groups/285413894990510/>

Please email karen@redbirdquiltco.com with questions or for availability

All designs & workshop descriptions Copyright 2014-2019 Redbird Quilt Co.



Karen L. Miller

Educator * Author * Designer

Specializing in

Machine Quilting

Phone: 607-444-1727

Web: www.redbirdquiltco.com

e-Mail: karen@redbirdquiltco.com

Blog: karensquiltscrowscardinals.blogspot.com

