

This plan is for marketing purposes only. Areas, locations and dimensions are approximate and subject to change during construction.



Farm Village - Mandrake Duplex 1

Units 50 and 51

7/14/2023



S Y M E S[®]

50 DODGE STREET · BEVERLY, MASSACHUSETTS 01915 · P: 978-922-5300 · F: 978-922-5444 · www.symesassociates.com

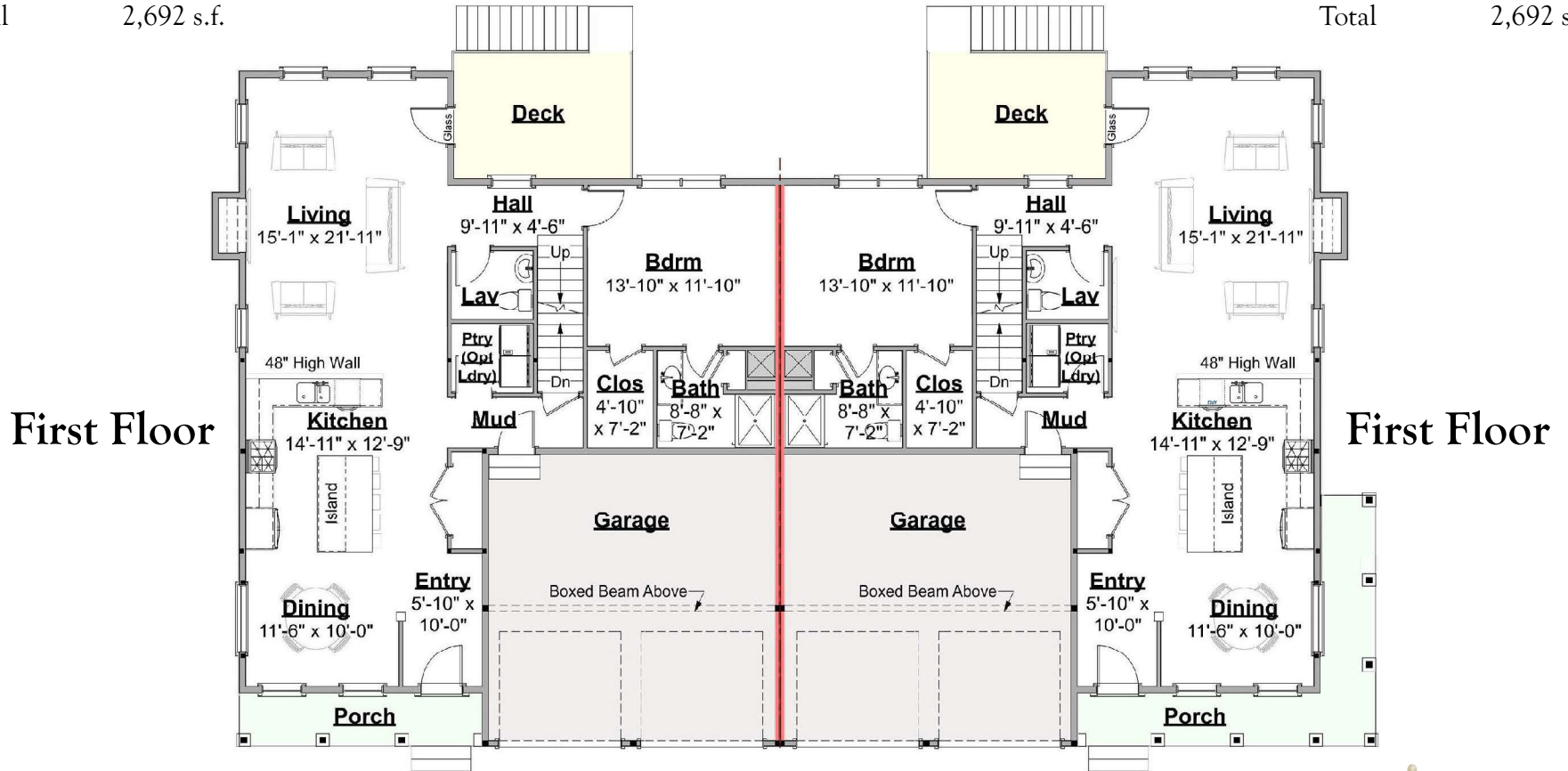
This plan is for marketing purposes only. Areas, locations and dimensions are approximate and subject to change during construction.

Approximate Areas:

1st Floor 1,267 s.f.
 2nd Floor 1,425 s.f.
 Total 2,692 s.f.

Approximate Areas:

1st Floor 1,267 s.f.
 2nd Floor 1,425 s.f.
 Total 2,692 s.f.



Farm Village - Mandrake Duplex 1

Units 50 and 51

7/14/2023



SYMES®

50 DODGE STREET · BEVERLY, MASSACHUSETTS 01915 · P: 978-922-5300 · F: 978-922-5444 · www.symesassociates.com

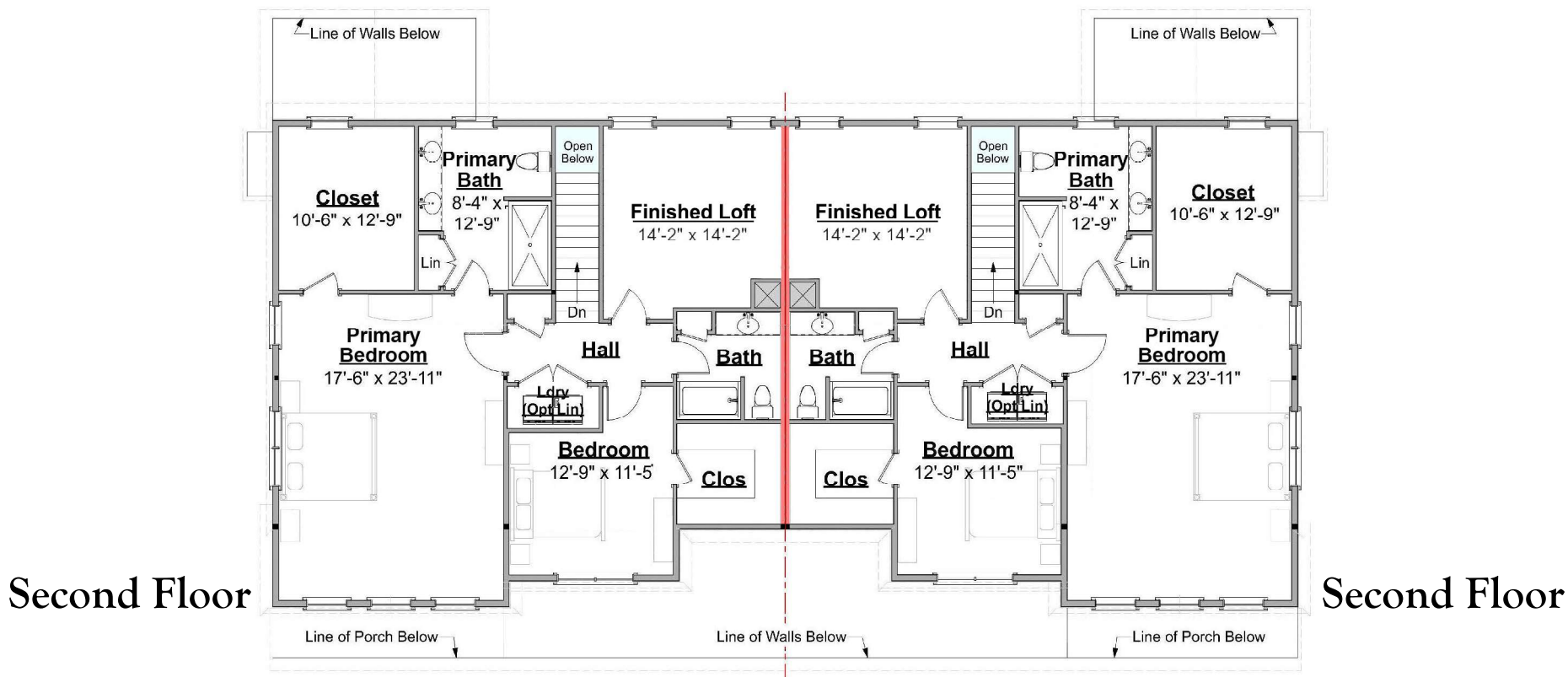
This plan is for marketing purposes only. Areas, locations and dimensions are approximate and subject to change during construction.

Approximate Areas:

1st Floor 1,267 s.f.
 2nd Floor 1,425 s.f.
 Total 2,692 s.f.

Approximate Areas:

1st Floor 1,267 s.f.
 2nd Floor 1,425 s.f.
 Total 2,692 s.f.



Farm Village - Mandrake Duplex 1

Units 50 and 51

7/14/2023



SYMES®

50 DODGE STREET · BEVERLY, MASSACHUSETTS 01915 · P: 978-922-5300 · F: 978-922-5444 · www.symesassociates.com

This plan is for marketing purposes only. Areas, locations and dimensions are approximate and subject to change during construction.

Approximate Areas:

1st Floor 1,267 s.f.
 2nd Floor 1,425 s.f.
 Total 2,692 s.f.

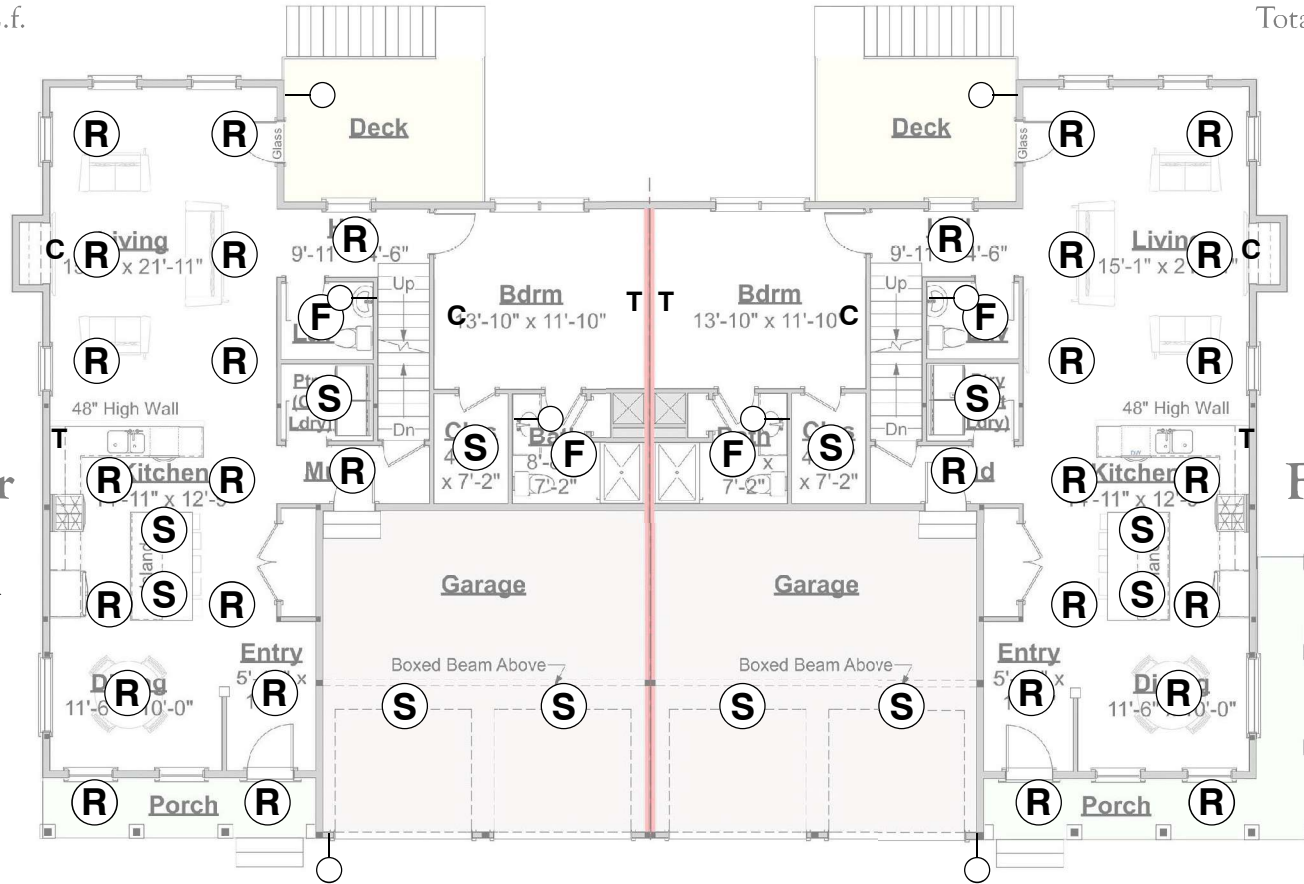
NOTE:
 Recessed, fan, and garage fixtures provided by builder.
 Other fixtures to be provided by buyer.

Approximate Areas:

1st Floor 1,267 s.f.
 2nd Floor 1,425 s.f.
 Total 2,692 s.f.

First Floor
 Lighting Plan

- (R)** RECESSED FIXTURE
- (S)** SURFACE MOUNT FIXTURE
- (F)** FAN / LIGHT FIXTURE
- WALL MOUNT FIXTURE
- T** TELEPHONE
- C** CABLE



First Floor

Farm Village - Mandrake Duplex 1

Units 50 and 51

7/14/2023



SYMES®

50 DODGE STREET · BEVERLY, MASSACHUSETTS 01915 · P: 978-922-5300 · F: 978-922-5444 · www.symesassociates.com

This plan is for marketing purposes only. Areas, locations and dimensions are approximate and subject to change during construction.

Approximate Areas:

1st Floor 1,267 s.f.
 2nd Floor 1,425 s.f.
 Total 2,692 s.f.

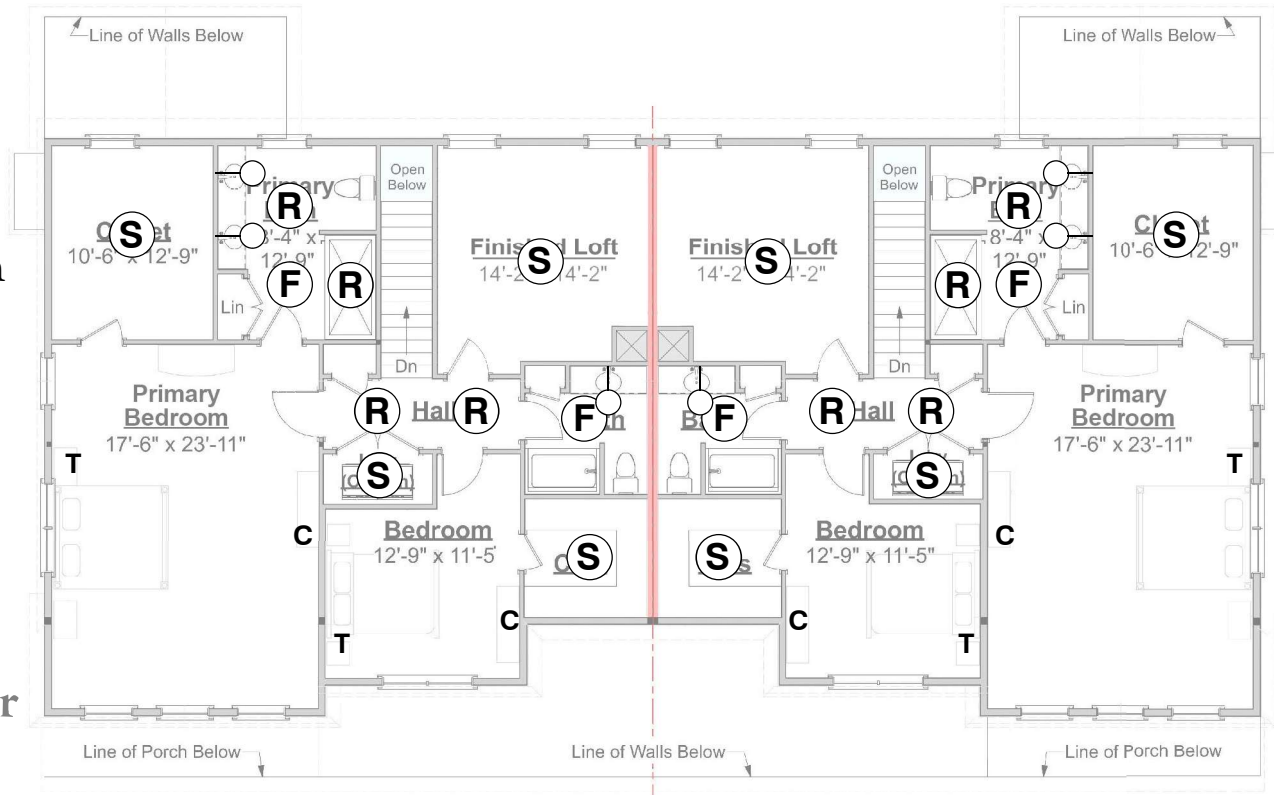
Approximate Areas:

1st Floor 1,267 s.f.
 2nd Floor 1,425 s.f.
 Total 2,692 s.f.

NOTE:
 Recessed, fan, and garage fixtures provided by builder.
 Other fixtures to be provided by buyer.

Lighting Plan

- (R)** RECESSED FIXTURE
- (S)** SURFACE MOUNT FIXTURE
- (F)** FAN / LIGHT FIXTURE
- (○)** WALL MOUNT FIXTURE
- T** TELEPHONE
- C** CABLE



Second Floor

Second Floor

Farm Village - Mandrake Duplex 1

Units 50 and 51

7/14/2023



S Y M E S®

50 DODGE STREET · BEVERLY, MASSACHUSETTS 01915 · P: 978-922-5300 · F: 978-922-5444 · www.symesassociates.com