

This plan is for marketing purposes only. Areas, locations and dimensions are approximate and subject to change during construction.



Farm Village - Mandrake Duplex 1

Ipswich

7/14/2022



S Y M E S[®]

50 DODGE STREET · BEVERLY, MASSACHUSETTS 01915 · P: 978-922-5300 · F: 978-922-5444 · www.symesassociates.com

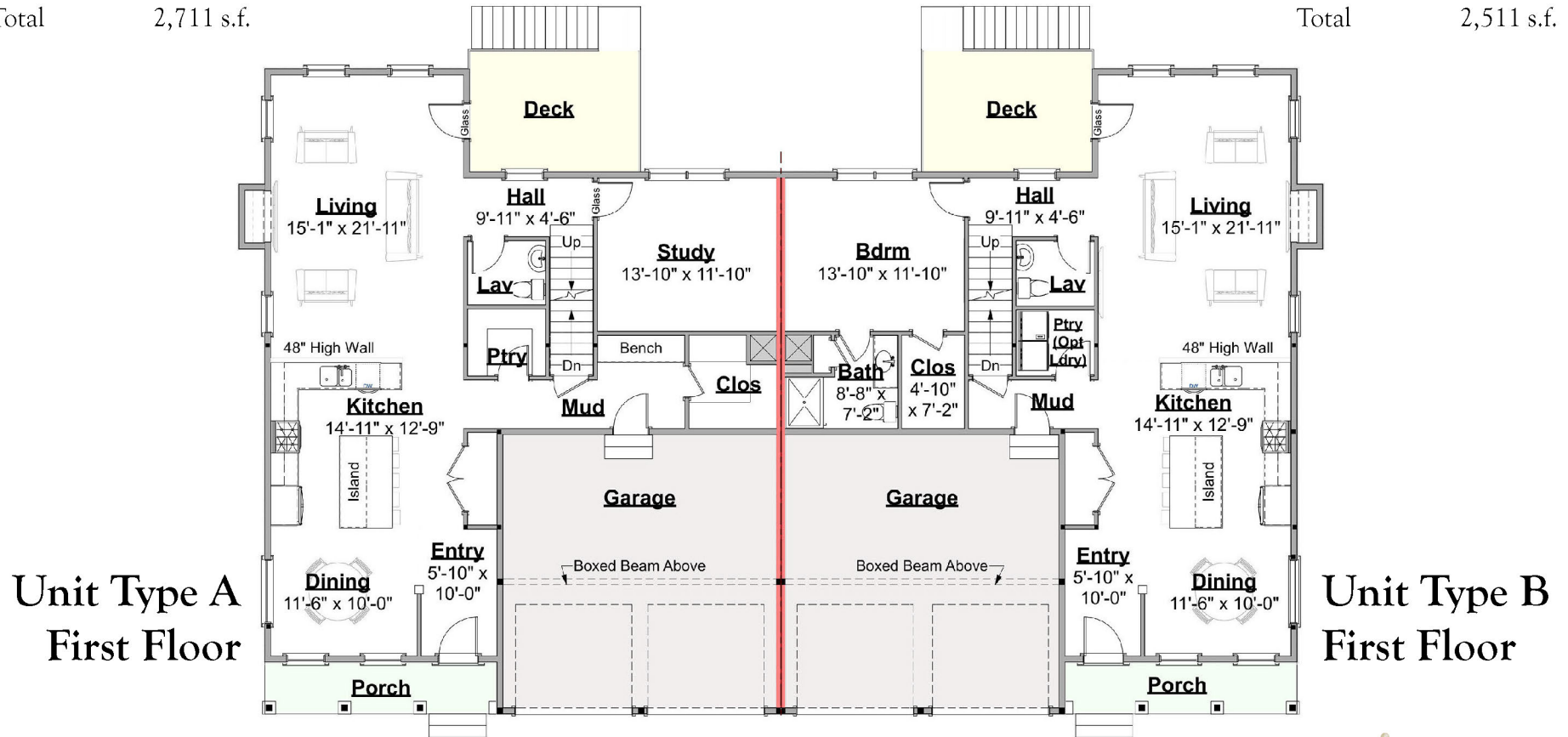
This plan is for marketing purposes only. Areas, locations and dimensions are approximate and subject to change during construction.

Approximate Areas:

1st Floor 1,267 s.f.
 2nd Floor 1,444 s.f.
 Total 2,711 s.f.

Approximate Areas:

1st Floor 1,267 s.f.
 2nd Floor 1,244 s.f.
 Total 2,511 s.f.



Unit Type A
First Floor

Unit Type B
First Floor

Farm Village - Mandrake Duplex 1

Ipswich

7/14/2022



SYMES®

50 DODGE STREET · BEVERLY, MASSACHUSETTS 01915 · P: 978-922-5300 · F: 978-922-5444 · www.symesassociates.com

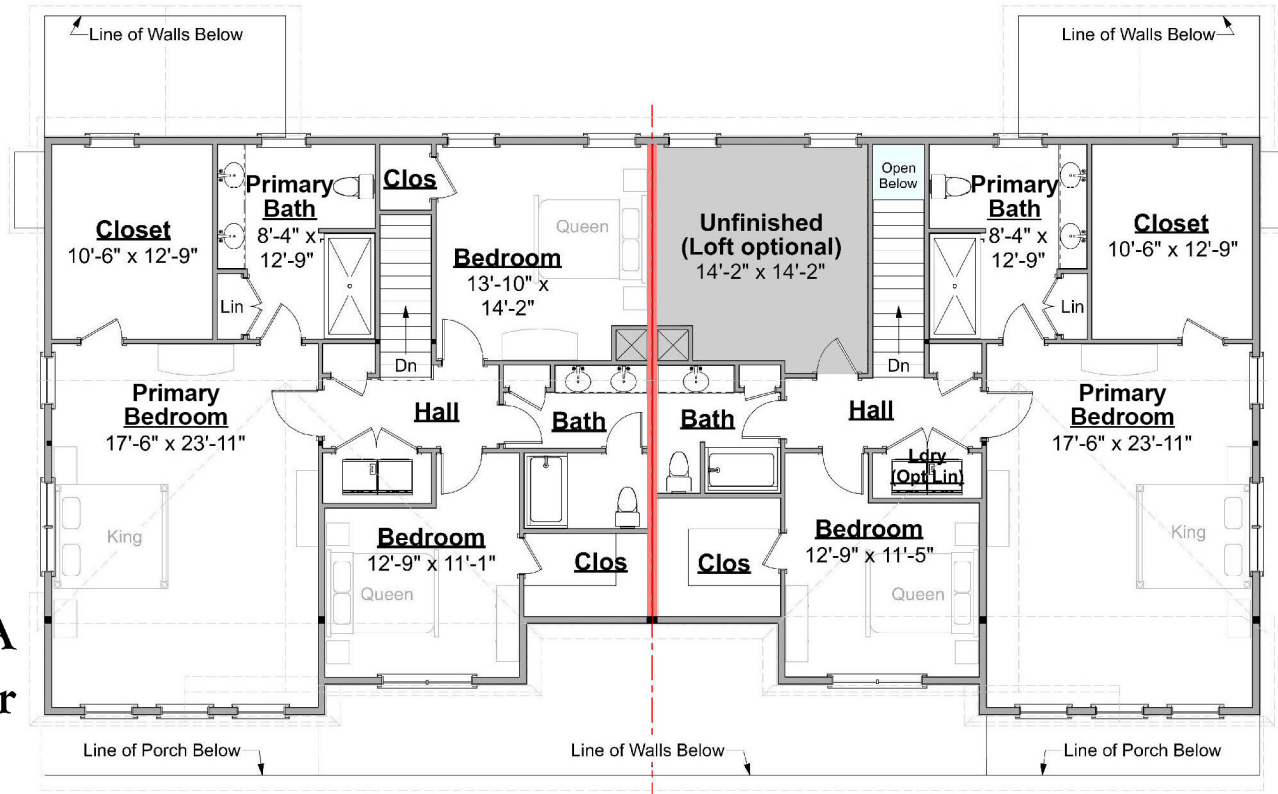
This plan is for marketing purposes only. Areas, locations and dimensions are approximate and subject to change during construction.

Approximate Areas:

1st Floor 1,267 s.f.
 2nd Floor 1,444 s.f.
 Total 2,711 s.f.

Approximate Areas:

1st Floor 1,267 s.f.
 2nd Floor 1,244 s.f.
 Total 2,511 s.f.



Unit Type A
 Second Floor

Unit Type B
 Second Floor

Farm Village - Mandrake Duplex 1

Ipswich

7/14/2022



SYMES®

50 DODGE STREET · BEVERLY, MASSACHUSETTS 01915 · P: 978-922-5300 · F: 978-922-5444 · www.symesassociates.com

This plan is for marketing purposes only. Areas, locations and dimensions are approximate and subject to change during construction.

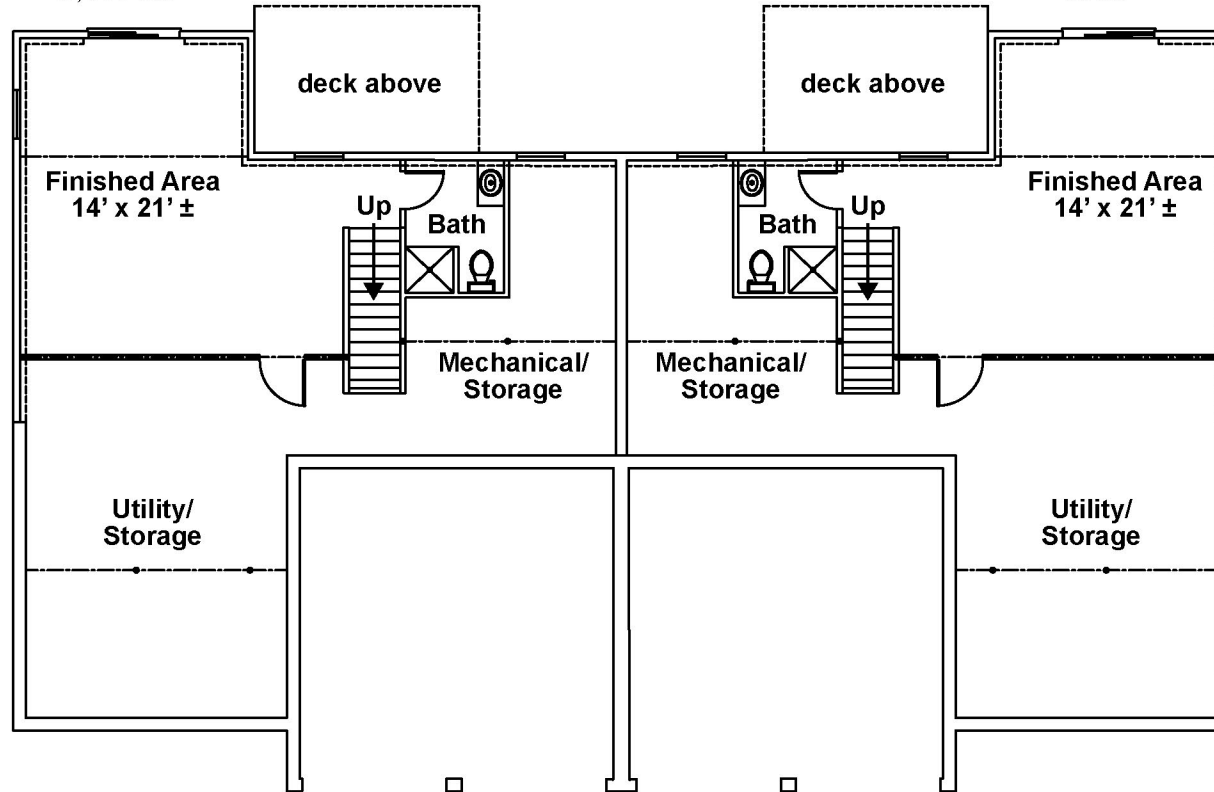
Approximate Areas:

1st Floor	1,267 s.f.
2nd Floor	1,244 s.f.
Opt. Finished Basement	495 s.f.
Total	3,006 s.f.

Approximate Areas:

1st Floor	1,267 s.f.
2nd Floor	1,244 s.f.
Opt. Finished Basement	495 s.f.
Total	3,006 s.f.

Optional
Finished
Basement



Optional
Finished
Basement

Farm Village - Mandrake Duplex 1

Ipswich

7/14/2022



S Y M E S[®]

50 DODGE STREET · BEVERLY, MASSACHUSETTS 01915 · P: 978-922-5300 · F: 978-922-5444 · www.symesassociates.com

This plan is for marketing purposes only. Areas, locations and dimensions are approximate and subject to change during construction.

Approximate Areas:

1st Floor 1,267 s.f.
 2nd Floor 1,444 s.f.
 Total 2,711 s.f.

NOTE:
 Recessed, fan, and garage fixtures provided by builder.
 Other fixtures to be provided by buyer.

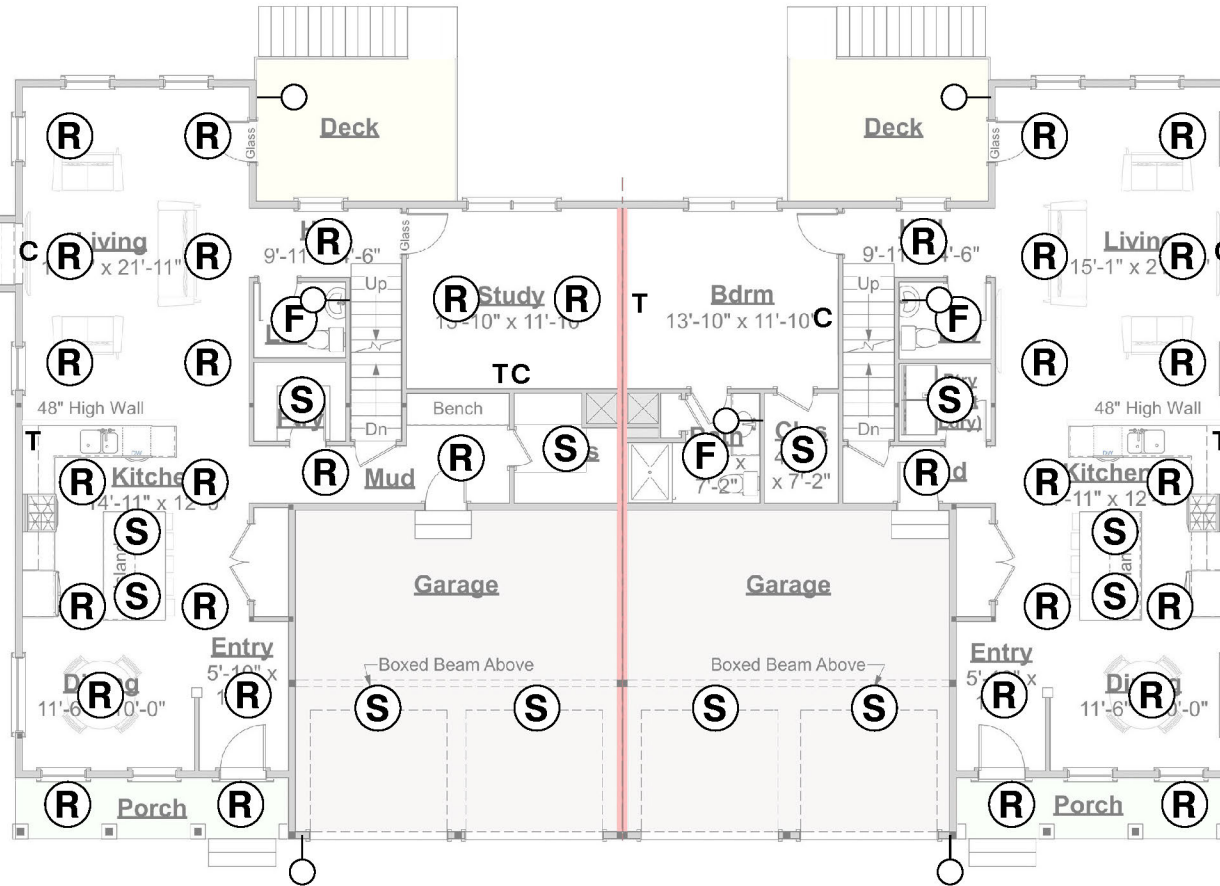
Approximate Areas:

1st Floor 1,267 s.f.
 2nd Floor 1,244 s.f.
 Total 2,511 s.f.

Lighting Plan

- (R) RECESSED FIXTURE
- (S) SURFACE MOUNT FIXTURE
- (F) FAN / LIGHT FIXTURE
- WALL MOUNT FIXTURE
- T TELEPHONE
- C CABLE

Unit Type A
 First Floor



Unit Type B
 First Floor

Farm Village - Mandrake Duplex 1

Ipswich

7/14/2022



SYMES®

50 DODGE STREET · BEVERLY, MASSACHUSETTS 01915 · P: 978-922-5300 · F: 978-922-5444 · www.symesassociates.com

This plan is for marketing purposes only. Areas, locations and dimensions are approximate and subject to change during construction.

Approximate Areas:

1st Floor 1,267 s.f.
 2nd Floor 1,444 s.f.
 Total 2,711 s.f.

Approximate Areas:

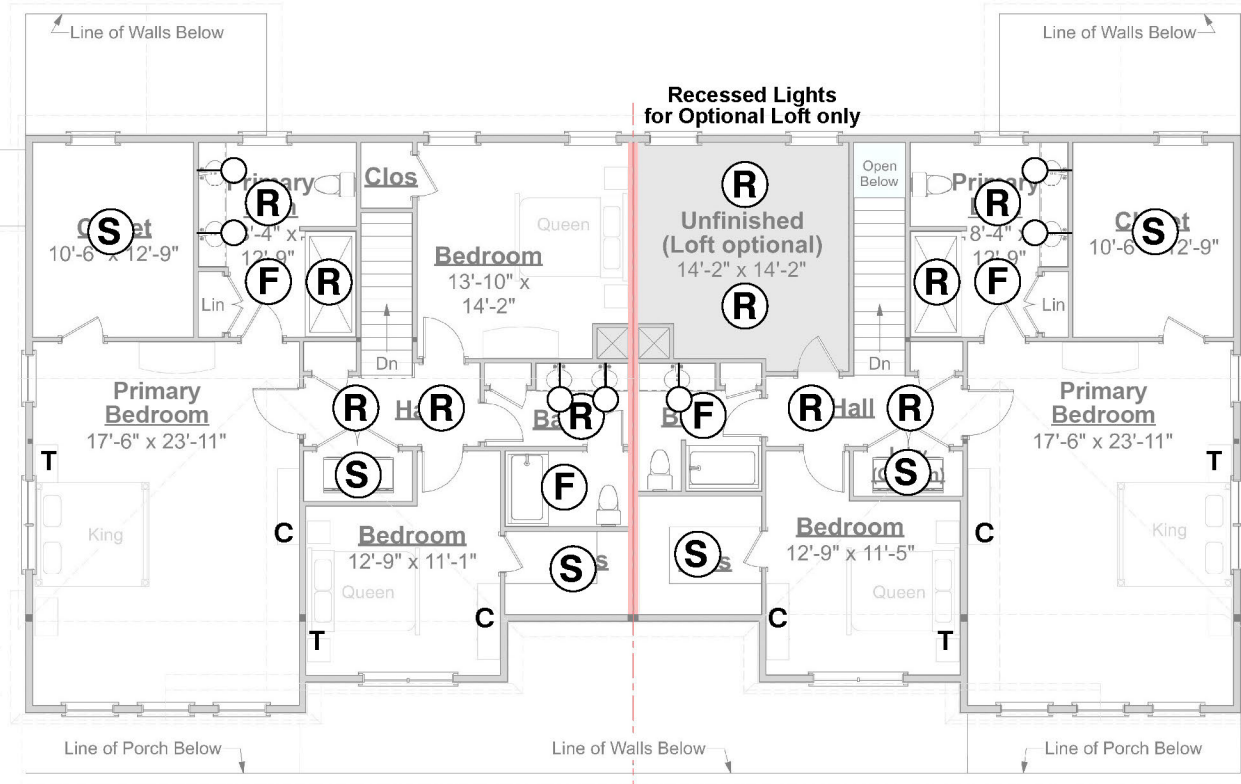
1st Floor 1,267 s.f.
 2nd Floor 1,244 s.f.
 Total 2,511 s.f.

NOTE:
 Recessed, fan, and garage fixtures provided by builder.
 Other fixtures to be provided by buyer.

Lighting Plan

- (R) RECESSED FIXTURE
- (S) SURFACE MOUNT FIXTURE
- (F) FAN / LIGHT FIXTURE
- WALL MOUNT FIXTURE
- T TELEPHONE
- C CABLE

Unit Type A
 Second Floor



Unit Type B
 Second Floor

Farm Village - Mandrake Duplex 1

Ipswich

7/14/2022



SYMES®

50 DODGE STREET · BEVERLY, MASSACHUSETTS 01915 · P: 978-922-5300 · F: 978-922-5444 · www.symesassociates.com

This plan is for marketing purposes only. Areas, locations and dimensions are approximate and subject to change during construction.

Approximate Areas:

1st Floor	1,267 s.f.
2nd Floor	1,244 s.f.
Opt. Finished Basement	495 s.f.
Total	3,006 s.f.

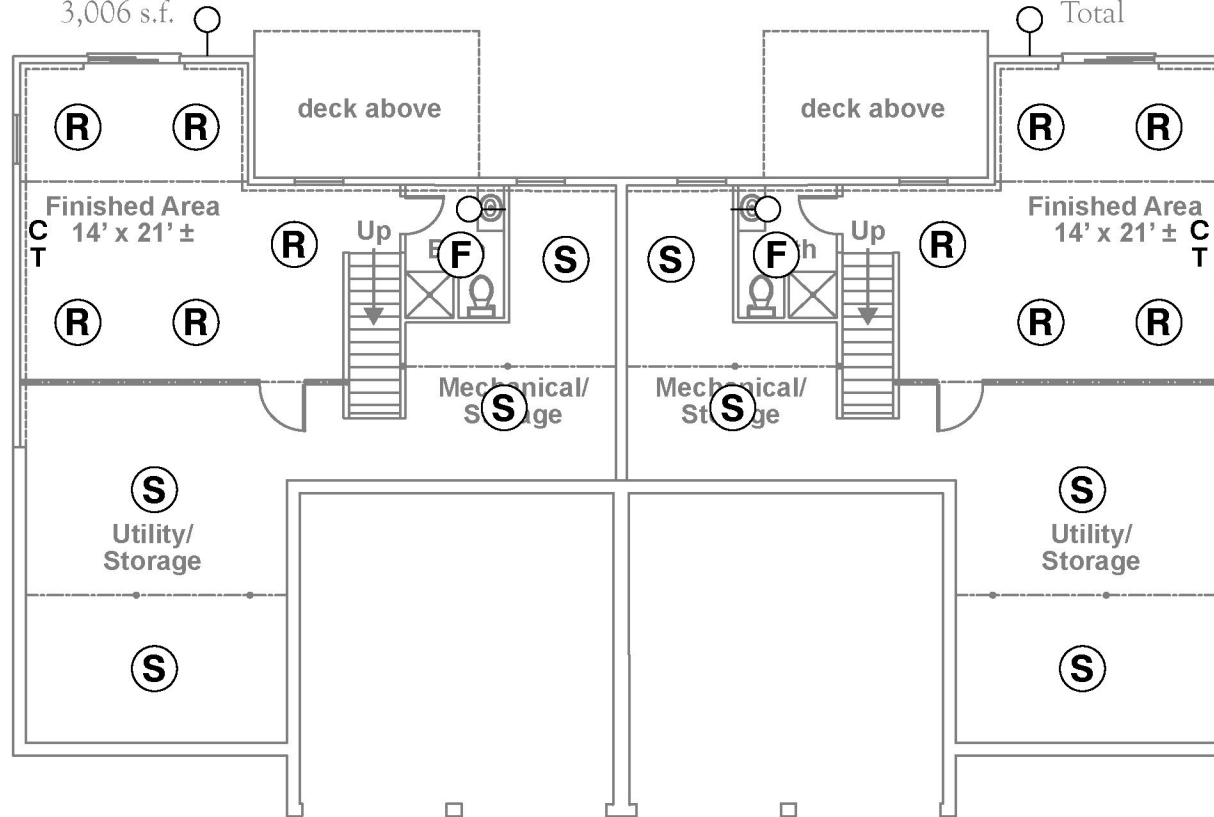
NOTE:

Recessed, fan, and garage fixtures provided by builder.
Other fixtures to be provided by buyer.

Approximate Areas:

1st Floor	1,267 s.f.
2nd Floor	1,244 s.f.
Opt. Finished Basement	495 s.f.
Total	3,006 s.f.

Optional
Finished
Basement



Optional
Finished
Basement

Lighting Plan

- (R) RECESSED FIXTURE
- (S) SURFACE MOUNT FIXTURE
- (F) FAN / LIGHT FIXTURE
- WALL MOUNT FIXTURE
- T TELEPHONE
- C CABLE

Farm Village - Mandrake Duplex 1

Ipswich

7/14/2022



S Y M E S®

50 DODGE STREET · BEVERLY, MASSACHUSETTS 01915 · P: 978-922-5300 · F: 978-922-5444 · www.symesassociates.com