

 **TRUE**[®]

PALLADIUM SERIES

SINGLE-STATION
SELECTORIZED

STRENGTH



TRUE[®]

PALLADIUM SERIES

A vision into the future, premium craftsmanship meets advanced biomechanics in TRUE's Palladium Series. Advanced functionality, comfortable touchpoints, and precise ergonomics are all packaged in a modern design. Set your facility apart and provide users with an intuitive strength-training experience with the Palladium Series.

USER AMENITIES

- + Height-adjustment guide
- + Easy-access phone cradle and accessory storage tray with cup holder
- + Integrated adder weight system that reduces increments to 5 lbs / 2.2 kg
- + Available with optional REP COUNTER/TIMER



- + Transparent acrylic or metal shrouds available



CHEST PRESS SPL-0900

- + 8 position seat back adjustable while seated or standing uses premium grade linear bearings and gas cylinder assists for stable, low friction adjustments
- + Unilateral press arms converge at 25 degrees in front of the user resulting in full articulation of the shoulder complex
- + Unique 4 position adjustable seat back allows users to select range of motion best suited to their individual needs
- + Overhead pivot design allows handles to travel in slight natural upward arc for maximum muscle recruitment



PEC FLY/REAR DELT SPL-1000

- + 8 position seat adjustable while seated or standing uses premium grade linear bearings and gas cylinder assist for stable, low friction adjustments
- + 8 position dual cams include 4 positions for Rear Deltoid and 4 positions for Pec Fly
- + Dual grip handles are ergonomically designed to accommodate pec fly and rear delt exercises
- + Weight stack offset from main frame to allow easy access to selector pin



SHOULDER PRESS SPL-0700

- + 8 position seat adjustable while seated or standing uses premium grade linear bearings and gas cylinder assist for stable, low friction adjustments
- + Unique 4 position adjustable seat back allows users to change horizontal handle position with respect to the shoulder
- + Unilateral press arms converge at 20 degrees per side above and forward of the shoulder allowing full range of motion without impingement
- + Dual grip design allows users to choose standard or neutral grip hand position



LAT PULLDOWN SPL-1100

- + 8 position seat adjustable while seated or standing uses premium grade linear bearings and gas cylinder assist for stable, low friction adjustments
- + 20 degrees fixed angle contoured back pad provides support and proper alignment during exercise
- + Ergonomically designed rotating handles accommodate neutral and pronated grip positions



BICEPS CURL SPL-0600

- + 8 position seat adjustable while seated or standing uses premium grade linear bearings and gas cylinder assist for stable, low friction adjustments
- + Dual cam design allows each arm to operate independently for bilateral or unilateral training
- + Handles swivel to accommodate wide range of users without need for additional adjustments
- + Elbow pads and handle assemblies angled to maximize biceps activation while maintaining neutral shoulder position

COLOR OPTIONS

- + Charcoal or custom paint options available with custom shroud color options



acrylic shroud



metal shroud

- + Upholstery available in a wide range of colors



alabaster



deep violet



american beauty




grotto teal



black



hunter green



cadet



java



camel




light gray



candy apple red



navy




graphite



royal blue



cranberry



slate



desert tan



suede



TRICEPS PUSHDOWN SPL-0500

- + 8 position seat adjustable while seated or standing uses premium grade linear bearings and gas cylinder assist for stable, low friction adjustments
- + 20 degrees fixed angle contoured back pad provides support and proper alignment during exercise
- + Ergonomically designed rotating handles accommodate neutral and pronated grip positions

SEATED ROW SPL-1200

- + 8 position seat adjustable while seated or standing uses premium grade linear bearings and gas cylinder assist for stable, low friction adjustments
- + Unilateral arms diverge at 11 degrees resulting in full articulation of the shoulder complex
- + Unique rotating grips allow supination and pronation throughout the movement while keeping the wrist neutral in radial and ulnar deviation
- + Trailing link handle assemblies allow user defined path of motion
- + 9 position chest pad accommodates wide range of users
- + Center post provides stability during one arm row



PEC FLY/REAR DELT SPL-1000

- + 8 position seat adjustable while seated or standing uses premium grade linear bearings and gas cylinder assist for stable, low friction adjustments
- + 8 position dual cams include 4 positions for Rear Deltoid and 4 positions for Pec Fly
- + Dual grip handles are ergonomically designed to accommodate pec fly and rear delt exercises
- + Weight stack offset from main frame to allow easy access to selector pin



SEATED LEG CURL SPL-0200

- + 8 position seat back adjustable while seated or standing uses premium grade linear bearings and gas cylinder assists for stable, low-friction adjustments
- + 8 position curved shin pad adjustable from the seated position provides proper support and comfort throughout the entire range of motion
- + 8 position thigh pad accommodates wide range of users
- + 10 position start range limiter allows users to choose the range of motion best suited to their individual needs
- + Ergonomically designed handles positioned to encourage proper user support and alignment during exercise



SEATED LEG PRESS SPL-0300

- + 9 position seat assembly travels at 20 degrees and adjusts easily from the seated position
- + 5 position back pad with gas cylinder assist adjusts through 20 degrees allowing users to determine range of motion best suited to their individual needs
- + 4 position oversized foot plate adjusts through 15 degrees allowing for a variety of foot placements while maintaining neutral ankle position



GREAT LOOKING MACHINES THAT TAKE YOU FURTHER

For over three decades, **TRUE** has been dedicated to building easy-to-use commercial fitness equipment that combines innovation with dependability. **TRUE** is a global leader in premium fitness machines, offering unparalleled service and providing peace of mind to our customers at every step.

SALES REP INFORMATION

Name:

Title:

Email:

Phone:



truefitness.com | 800.426.6570 | 636.272.7100

©2019 TRUE Fitness Technology, Inc

BROCH19PLPALLA
12-09-19