

2020-25 Consolidated Plan Needs Assessment



Antioch Demographics

Race

Race	% of Population
White alone, non Hispanic or Latinx	29.7%
Black or African American	20.1%
American Indian and Alaska Native	0.8%
Asian	10.9%
Native Hawaiian and other Pacific Islanders	1.0%
Two or more races	9.0%
Hispanic or Latino	33.3%

U.S Census. 2017 American Community Survey, 5 year estimates

Age

Age	% of Population
Under 5 years	6.4%
Under 18 years	25.9%
18-64	56.9%
Person 65 +	10.8%

U.S Census. 2017 American Community Survey, 5 year estimates

Low Income Households in Antioch

City of Antioch - Low Income Households Table				
	Extremely Low Income (0-30%)	Very Low Income (30%-50%)	Low Income (50%-80%)	Total
Total Households	5,725	4,340	4,895	14,960
1 Person per Household Salary	\$26,050	\$43,400	\$69,000	
2 Persons per Household Salary	\$29,750	\$49,600	\$78,850	
3 Persons per Household Salary	\$33,450	\$55,800	\$88,700	
4 Persons per Household Salary	\$37,150	\$61,950	\$98,550	
5 Persons per Household Salary	\$40,150	\$66,950	\$106,450	

U.S. Census. 2017 American Community Survey, 5 year estimates. 2011-2015 CHAS

Community Outreach Methods



1400 Survey Respondents



4 Community Meetings



7 Focus Groups



Survey on Needs

347 respondents from the City of Antioch (25% of total)

- White – 63%
- Black – 19%
- Asian – 6%
- Hawaiian/Pacific Islander – 1%
- Native American – 1%
- Other/Multi Racial – 12%
- Hispanic (subset of above) – 16%



HELP CREATE THE FUTURE OF YOUR COMMUNITY

Nos gustaría escuchar sus opiniones

Sponsored by the cities of Antioch, Concord, Pittsburg, Walnut Creek, and the County of Contra Costa on behalf of all other cities in the County

Every five years YOU have the opportunity to help identify your city's greatest needs, and determine how over \$60 million in federal funds will be spent to help address those needs.

Take a quick 10-minute survey and make your voice COUNT! Links to the surveys in both English and Spanish are below. Take a photo of these links and share with friends!

LOCAL HOUSING OPPORTUNITY

Families and General Need



Total Households Table					
by Percentage of HUD Area Median Family Income (HAMFI)					
	Total	0-30%	30-50%	50-80%	>80%
Small Family Households (2 persons, neither person 62 years or over, or 3 or 4 persons)	16,570	2,570	1,845	2,115	10,040
Large Family Households (5 or more persons)	4,975	550	840	930	2,655
Household contains at least one person 62-74 years of age but no one age 75 or older	6,360	860	945	915	3,640
Household contains at least one person age 75 or older	2,175	595	610	525	445
Households with one or more children 6 years old or younger	6,900	1,360	1,235	1,195	3,110
Data Source: 2009-2013 CHAS NOTE: * Data in cells marked with an asterisk are for combined >80% HAMFI data					

Please rate the need for services in your community for LOWER INCOME PEOPLE & FAMILIES



According to residents, the greatest needs of lower income people and families are:

1. Crime awareness and prevention
2. Crisis intervention and emergency services
3. Information and referral, connecting people with resources

Family Support and General Focus Group



Leaves and Fishes
OF CONTRA COSTA

Nourishing Lives



shelterinc



STAND!
For Families Free of Violence.

**monument
CrisisCenter**



**FAMILY
JUSTICE
CENTER**



**FOOD
BANK**
of Contra Costa & Solano



BAY AREA LEGAL AID
WORKING TOGETHER FOR JUSTICE



Focus Group on Family and General Needs

Discrimination and Immigration

Enforcement of anti-discrimination laws and ordinances

More Bilingual legal services

More cultural awareness trainings

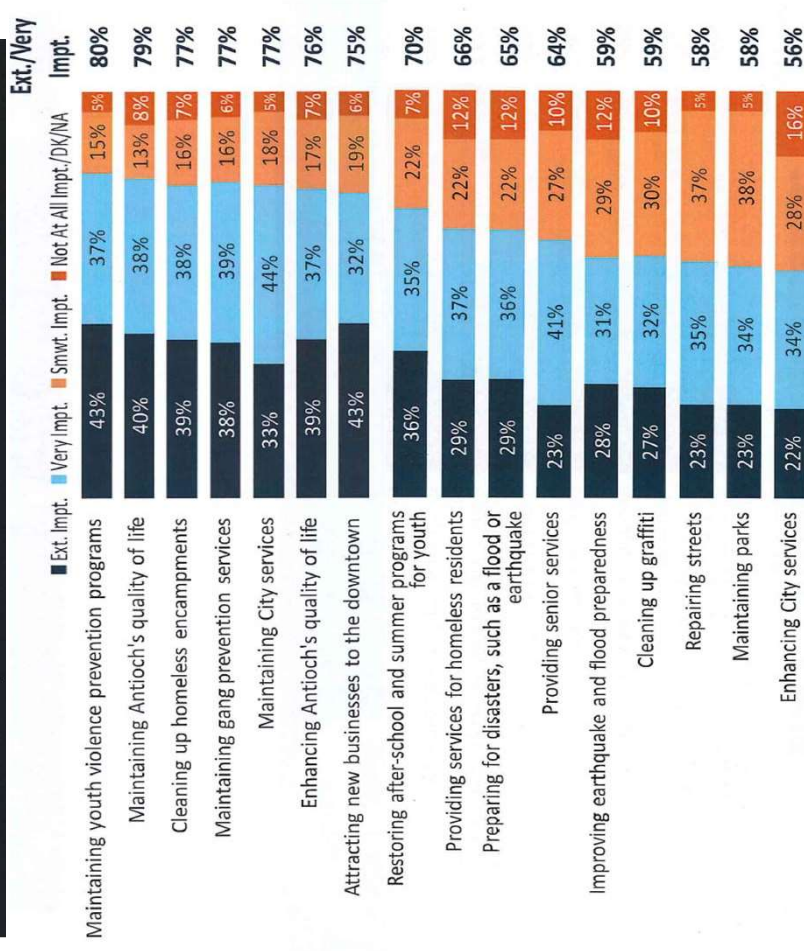
Income

Employment and developmental vocational training

Antioch Community Issues Survey

Key Findings

Survey Conducted October 18-24, 2017



Seniors and Disabled



- **Contra Costa County** has one of the **fastest growing populations of older adults in the US**, a trend expected to continue 15-20 years

- 2017 Older Adult Population: **231,404**
- 2033 Older Adult Population: **262,657**
 - **+13% Increase**

- **Antioch** increase larger than CCC average:
 - 2017 Older Adult Population: 18,168
 - 2033 Older Adult Population: 24,397
 - **+34% Increase**

Projected Residents by Age Category, 2033

	60 to 64	65 to 69	70 to 74	75 to 79	80 to 84	85 +
Antioch	5,699	5,464	5,331	3,842	2,529	1,513

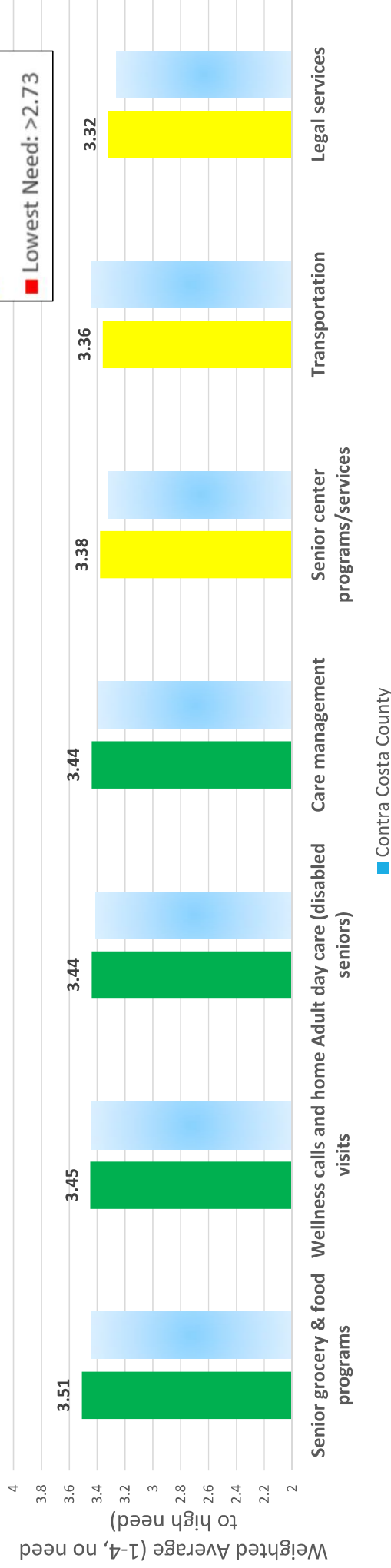
- **Pittsburg** to see an increase of **+33%**
- **Oakley** to see an increase of **+68%**
- **Brentwood** to see an increase of **+20%**

Aging and Disability

Disability Type	Antioch % of population	CCC % of population
All with Disability	25.40%	23.21%
Hearing	3.11%	3.1%
Vision	2.27%	1.9%
Cognitive	5.77%	4.6%
Ambulatory	6.75%	5.9%
Self-care	2.69%	2.4%
Independent living	4.81%	5.2%

2020-2025 Analysis of Impediments to Fair Housing Choice—CCC

Please rate the need for services for lower income SENIORS



According to Antioch residents, the greatest needs of seniors are:

1. Senior grocery & food programs
2. Wellness calls and home visits
3. Adult day care (disabled seniors)
4. Care Management

Please rate the need for services for PERSONS WITH DISABILITIES



According to Antioch residents, the greatest needs of persons with disabilities are:

1. Advocacy in nursing homes and care facilities
2. Outreach, information & referral, socialization
3. Independent living skills training

Seniors and Disabled Focus Group



LIONS CENTER for the
VISUALLY IMPAIRED



Monument
CrisisCenter



Focus Group on Seniors and Disabled Needs

Transportation

Countywide
mobility
management plan

Have link be
available to all
people age 75+

Bring transportation
services to seniors

Health and Wellness

Mobile health
services go to
homes

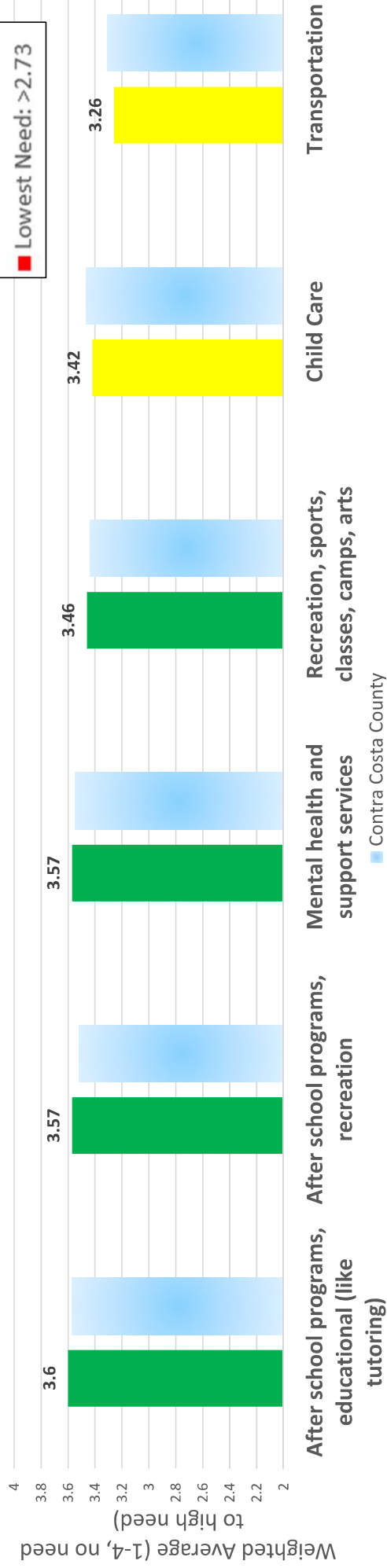
Coordinate existing
caregiver program

Youth



- **7,138** children in Antioch are **under 5 years old, 6.4% of the City**
- **21,729** youth of Antioch are **between 5 and 18 years old, 19.5% of the City**

Please rate the need for services for YOUTH FROM LOWER INCOME FAMILIES



According to residents, the greatest needs of youth from lower income families are:

1. **After school programs: education**
2. **After school programs: recreation**
3. **Mental health and support services**
4. **Recreation, sports, classes, camps, art**

Please rate the need for services for **ABUSED AND NEGLECTED YOUTH**



According to residents, the greatest needs of abused and neglected youth are:

1. Services for at risk youth/gang prevention
2. Services for child victims of domestic violence
3. Services for sexually assaulted children
4. Services for foster youth/wards of the court

Youth Focus Group



Village Community Resource Center
"Building Community, Brightening Futures"
Visit Us: 633 Village Dr., Brentwood, CA 94513 Call Us: 925.626.7892

Focus Group on Youth Needs

Mental Health

More certified trauma training for teachers

Childcare

More funds for childcare providers that serve low income or are using TIC or employing youth

City funded summer youth employment programs. Ex: youth employed at a child care program

Education

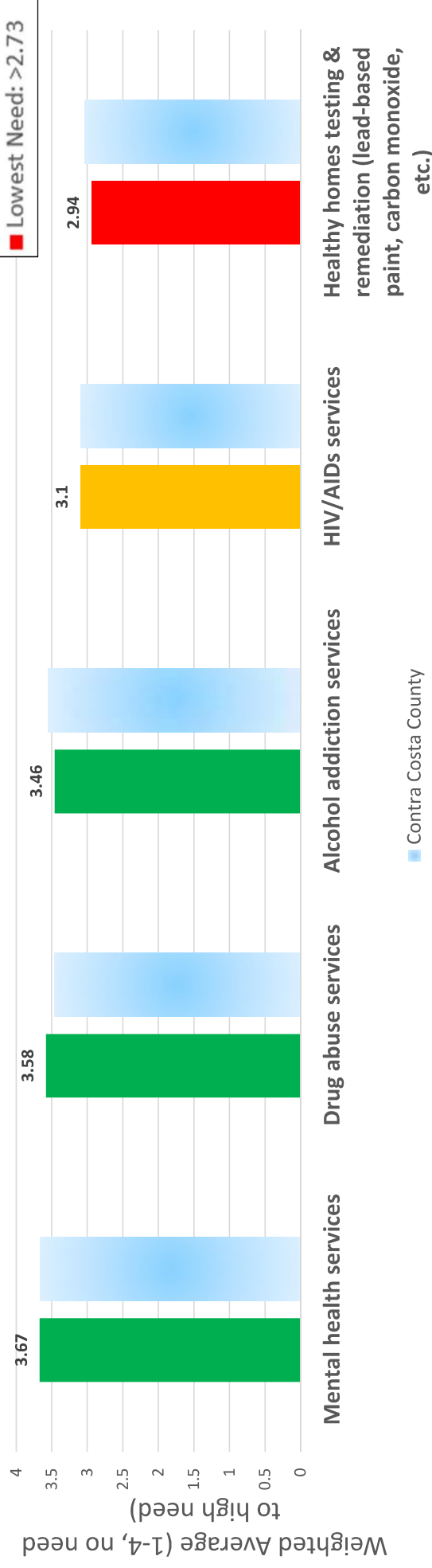
Funded summer internship program for youth

Classes offered at school related to: cooking, cleaning, sewing, job training, budgeting

Transportation

Bus, BART vouchers for school age youth

Please rate the need for HEALTH-related services



According to residents, the greatest needs for health-related services are:

1. Mental health services
2. Drug abuse services
3. Alcohol addiction services

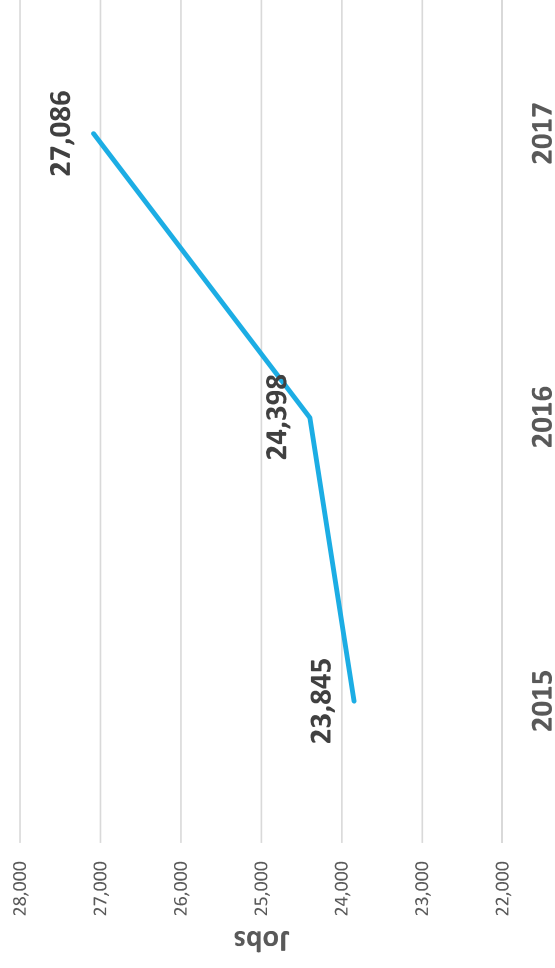
Economic Development



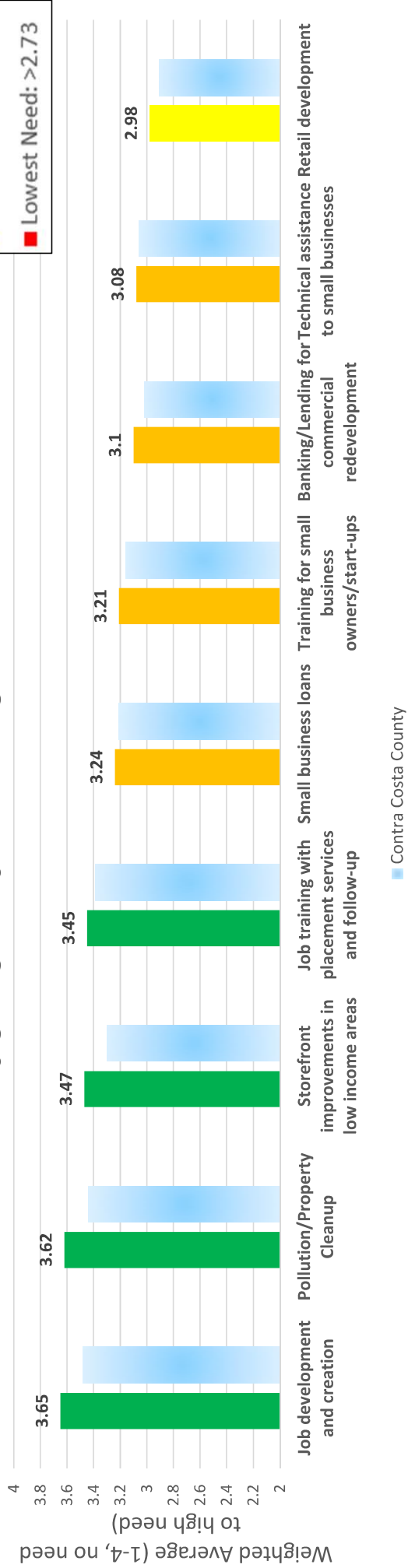
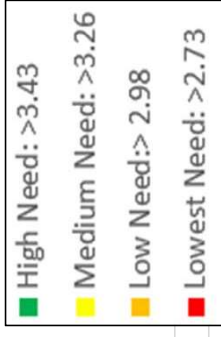
Leading Occupations in Antioch

Occupation	Number of Jobs	% of Total Jobs	2016 Median Hourly Earning
Registered Nurses	1,052	3.9%	\$57.36
Retail Salespersons	1,047	3.9%	\$11.98
Cashiers	949	3.5%	\$11.60
Food Preparation & Serving Workers including Fast Food	848	3.1%	\$11.12
Personal Care Aides	566	2.1%	\$22.26

Antioch Job Growth



Please rate the following needs for ECONOMIC DEVELOPMENT



According to Antioch residents, the greatest needs for Economic Development are:

1. Job development and creation
2. Pollution and property cleanup
3. Storefront improvements in low income areas
4. Job training with placement services and follow up

Economic Development



renaissance
entrepreneurship center



Focus Group on Economic Development Needs

Financial Needs

Individual
development
accounts


Business
Improvement
Districts

Education

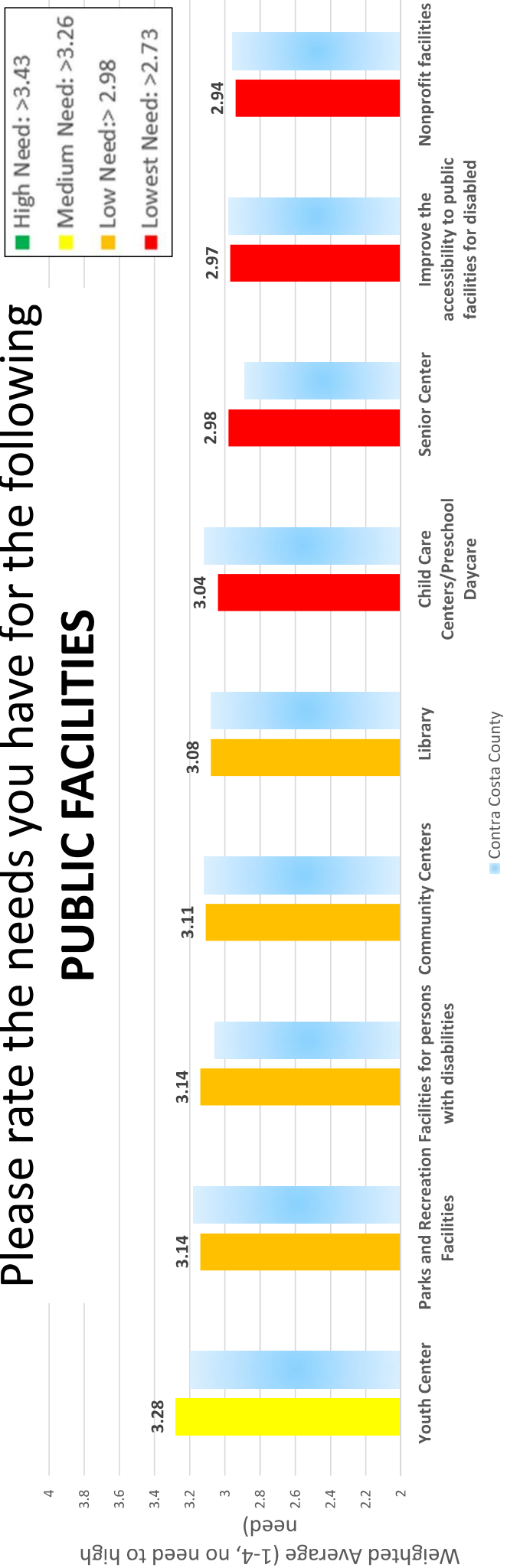
Basic job skills-digital
literacy, communications,
numeracy, then specific
career skills

Training stipends
for job training
participants

Infrastructure/Public Facilities



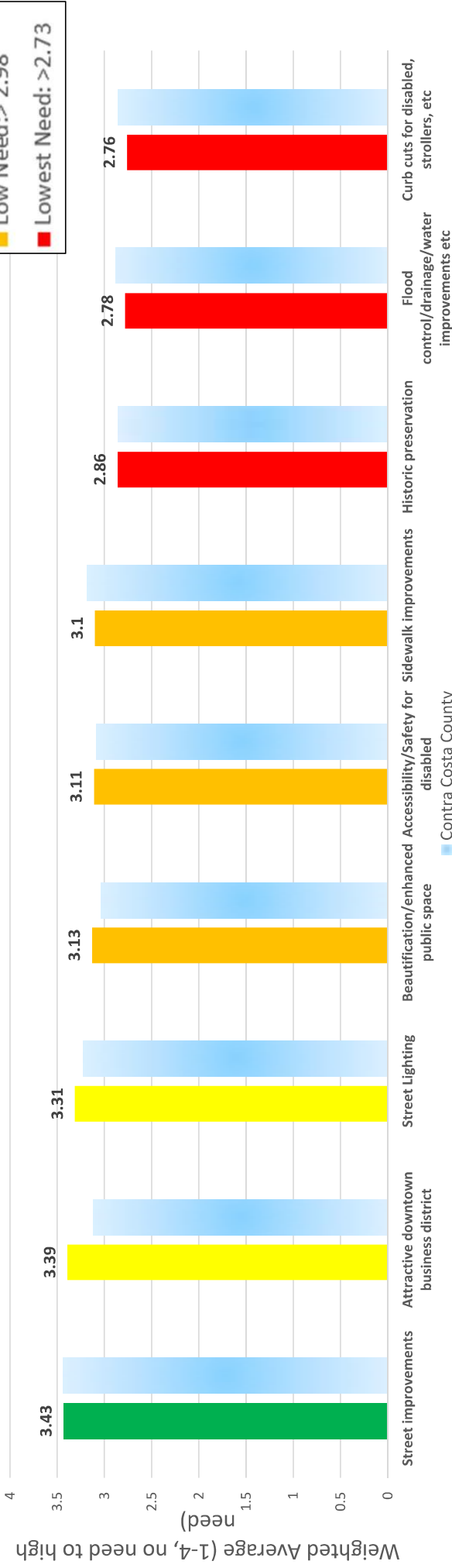
Please rate the needs you have for the following PUBLIC FACILITIES



According to Antioch residents, the greatest needs for public facilities are:

1. Youth center
2. Parks and recreation facilities
3. Facilities for persons with disabilities

Please rate the needs for the following
PUBLIC INFRASTRUCTURE



According to Antioch residents, the greatest needs for public infrastructure are:

1. Street improvements
2. Attractive downtown business district
3. Street lighting

“Thanks for letting me share in this survey 😊. Fascinating.”

“We really need law enforcement for **dumping and littering** major problem in Antioch”

“Lots to do, but we can do it!”

“Creating **businesses and local employment opportunities** in Antioch is VITAL. Currently, most Antioch residents commute to other areas.”

“Thanks for asking these questions, surveying the community, and considering the needs of all community members. Just adding that our **roads need a lot of maintenance.**”

“I would like to see all Bus stops covered for those waiting for the bus.”

“I hope to really see the changes”

“Affordable youth programs. Park and recreation options very limited and pricey.”

“City should keep its properties including streets and vacant land in nice condition.”

“Lure **big businesses** to alleviate commutes. Maybe a signing incentive or bonus.”

“Ayuda a los niños, mujeres y ancianos es una prioridad.”
“Help for **children, women** and the **elderly** is a priority.”

“Convert abandoned stores to something useful for the community. Something like a **nature area/ community garden** for the residents. Teach people the gardening skills and home growing vegetables.”

“Thanks for asking for our input when we have the chance to make a difference!”