

# **SPARE PARTS LIST**

## **Industrex**

### **M43ic / M43icN NDT FILM PROCESSOR**



**S6 / S1**

**AT800 v2.8r09p and up**

**09/2015 TK**

# Industrex M43ic / M43icN

## NDT - Filmprocessor

<b>Inhalt</b>	<b>Index</b>	<b>pages</b>
Abkürzungen und Erklärungen	Abbreviations and definitions	next page
Gesamtübersicht	General view	1
Lastverteilung	Power distribution	4
Temperaturfühler	Temp. probes	6
Tankkörper	Tankbody	8
Umwälzung/Heizung/Kühlung	Circulation/heating/Cooling	11
Lüftereinheit	Fan Dry unit	14
Absaugung	Exhaust device	15
Filtersystem für DEV	Filtersystem for DEV	16
Spray-bar für FIXIER	Spray-bar assy for FIX	17
Rackübersicht Version mit Spraybar (M43ic)	General view of racks Version with Spraybar (M43ic)	18
Rackübersicht Version ohne Spraybar (Dry Crossover - M43icN)	General view of racks Version without Spraybar (Dry Crossover - M43icN)	22
Zahnräder	Gears	27
Trockner	Dryer	30
Zubehör und Kleinteile	Fittings and miscellaneous	38

## Abkürzungen und Erklärungen

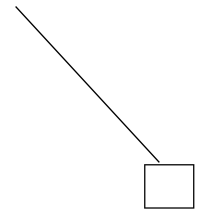
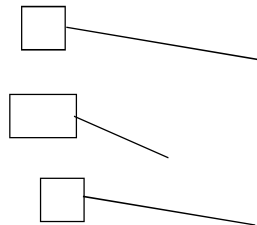
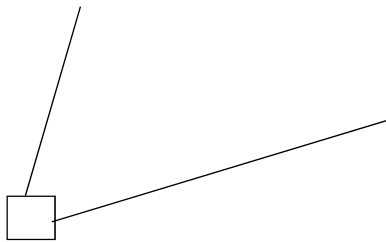
## Abbreviations and Definitions

### Abkürzungen / abbreviations

### Erklärungen

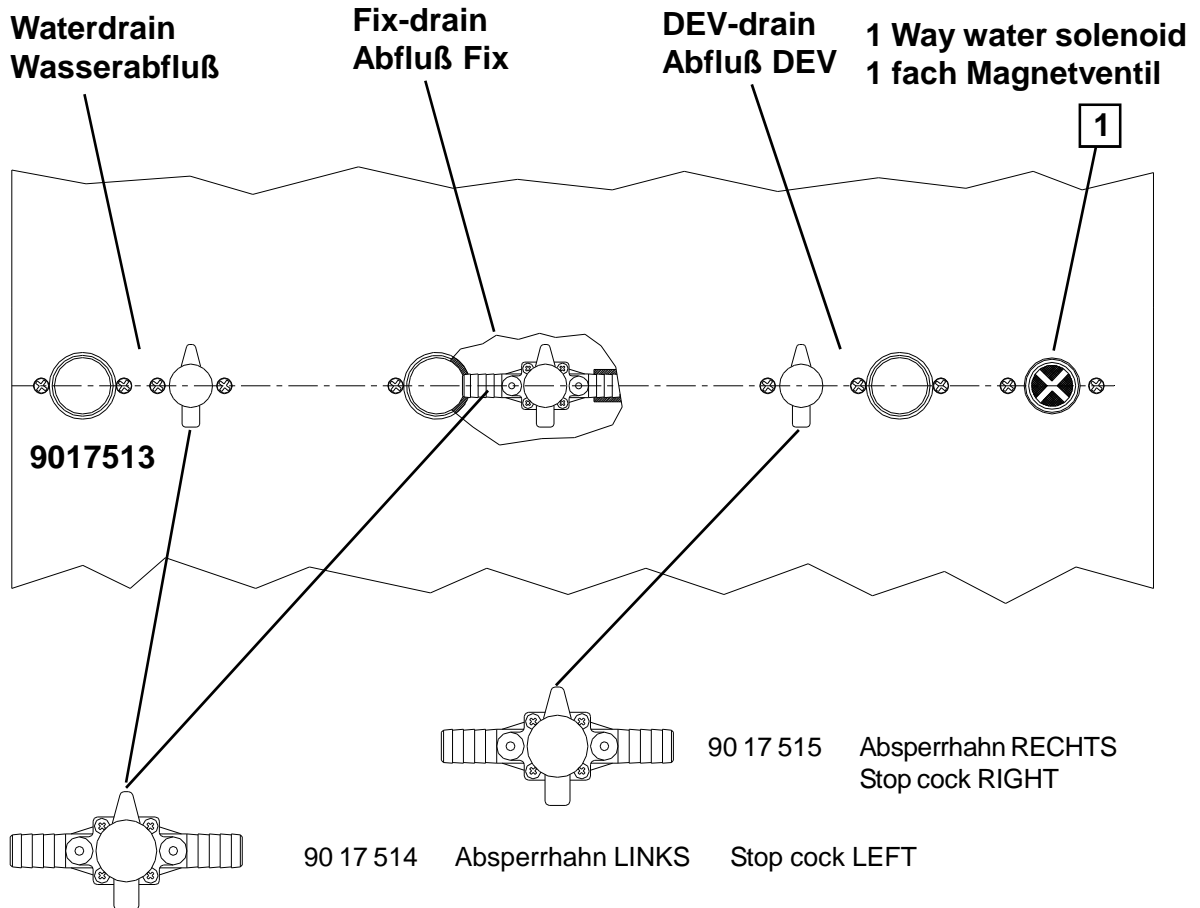
### Definitions

Abkürzungen / abbreviations	Erklärungen	Definitions
<b>W</b>	Wasser	Wash
<b>E / Dev</b>	Entwickler	Developer
<b>F / Fix</b>	Fixierer	Fixer
<b>MW</b>	Mittelwalzen	Centre rollers
<b>M 5x20</b>	Dimension laut DIN M = metrisch 5 = Außen-Ø 20= Länge	Dimension according to DIN M = metric 5 = outside-Ø 20= length
<b>A 4</b>	Material von Schrauben, Muttern, ...	Material of screws, nuts, ...
<b>PT</b>	Spezialschraube für Kunststoff	Special screw for plastic
<b>PDB</b>	Lastverteilung	Power distribution board
<b>CPU</b>	Rechnereinheit	Central processor unit
<b>PCB</b>	Elektronik-Platine	Electronic board
<b>Z= / T</b>	Zähne	Teeth
<b>m 1.5</b>	Modul von Zahnrädern	Tooth pitch
<b>T5 B6</b>	Teilung 5mm Breite 6mm	Spacing 5mm Width 6mm
KS PA PE POM PP PVC	Materialien	Materials
<b>EH</b>	Eingabehöhe	Feed-level
<b>TR</b>	Trockner	Dryer





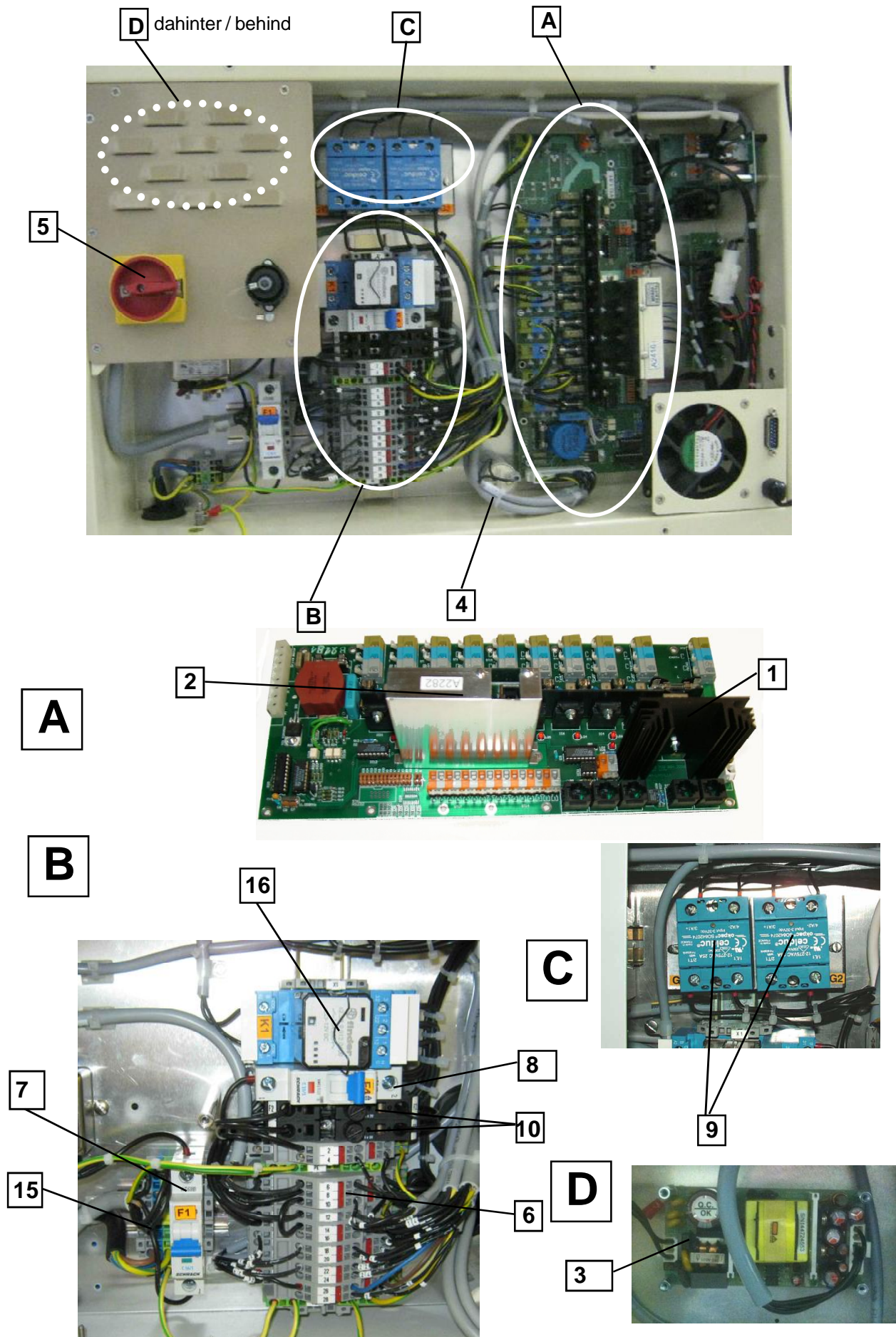


pos.	Teile Nr.:/part no.	Beschreibung	Description
1	88 00 335	1-Weg Magnetventil	1-way water valve
2	502 980	Deckel komplett OBEN	Cover complete TOP
3A	90 16 79 71	Seitenverkleidung links	Side Panel left
3B	90 16 79 61	Seitenverkleidung rechts	Side Panel right
4	90 16 59 32	Ausgabeverkleidung hinten	Exit-cover
5	89 01 402	Griffschalen schwarz	Grip black
5A	8901403	Griffmulde P2-43 klein	Grip small black
6	90 16 805	Eingabeblech INDX unten	Film input Guide ruffled
7	90 32 035	Bedienteil komplett	User Panel Assy
8	90 00 037	Kletten-Haftverschluß	Hook-and-Loop Tape
9	90 20 749	Hauptschalter	Main switch
10	90 16 604	Filmklappe	Film Lid
11	140 133	Eingabetisch komplett	Film Infeed Assy ruffled
12	90 14 82 20	Deckel Eingabetisch	Cover Film Infeed
13	90 17 07 9K	Ausgabe komplett	Film Outlet Assy
14	90 00 039	Schutzgitter Abluft	Safety barriers - exhaust air

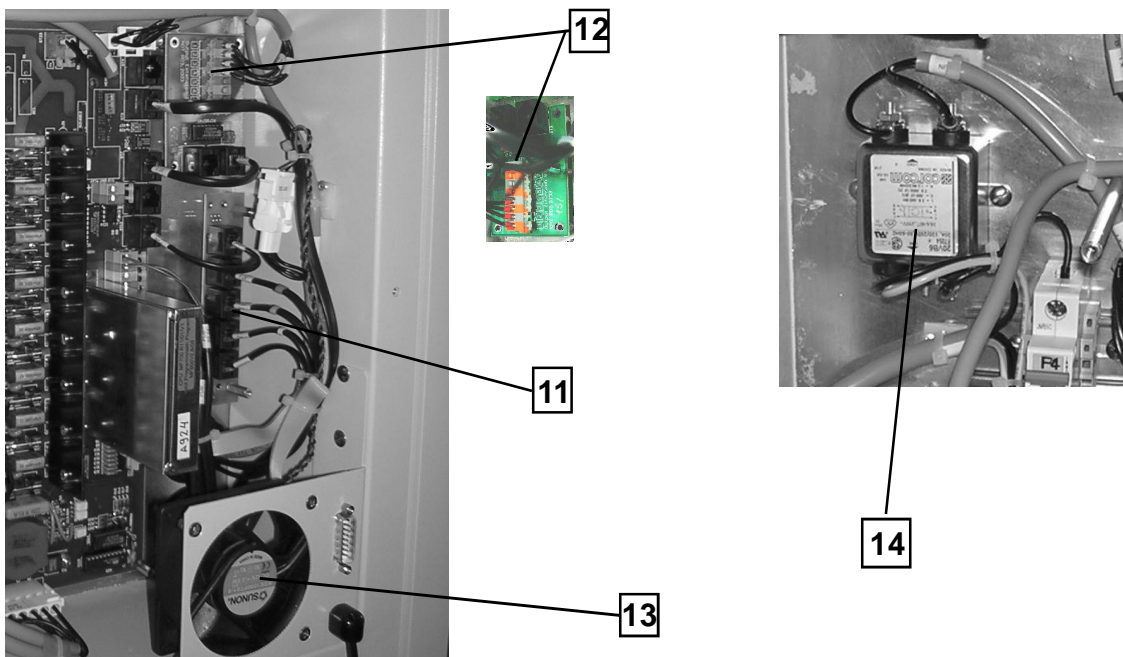


pos.	Teile Nr.:/part no.	Beschreibung	Description
1	89 07 699	Gasdruckfeder	Gas Spring
2A	90 16 983	Klappenträger rechts komplett	Clickflange right Assy
2B	90 16 984	Klappenträger links komplett	Clickflange left Assy
3	90 16 599	Messing Klappenlager	Brass clickbearing
4	90 16 598	Lagerung Gasdruckfeder	Mountingflange Gas Spring
5	90 16 596	Filmauffangblech	Film Output plate
6	90 00 039	Schutzgitter Verkleidung hinten	Safety Barrier Exit Cover
OPTION		Ohne Bildarstellung	Without Photo
7	90 16 850	Filmrutsche Ausgabe	Film Guide Outlet

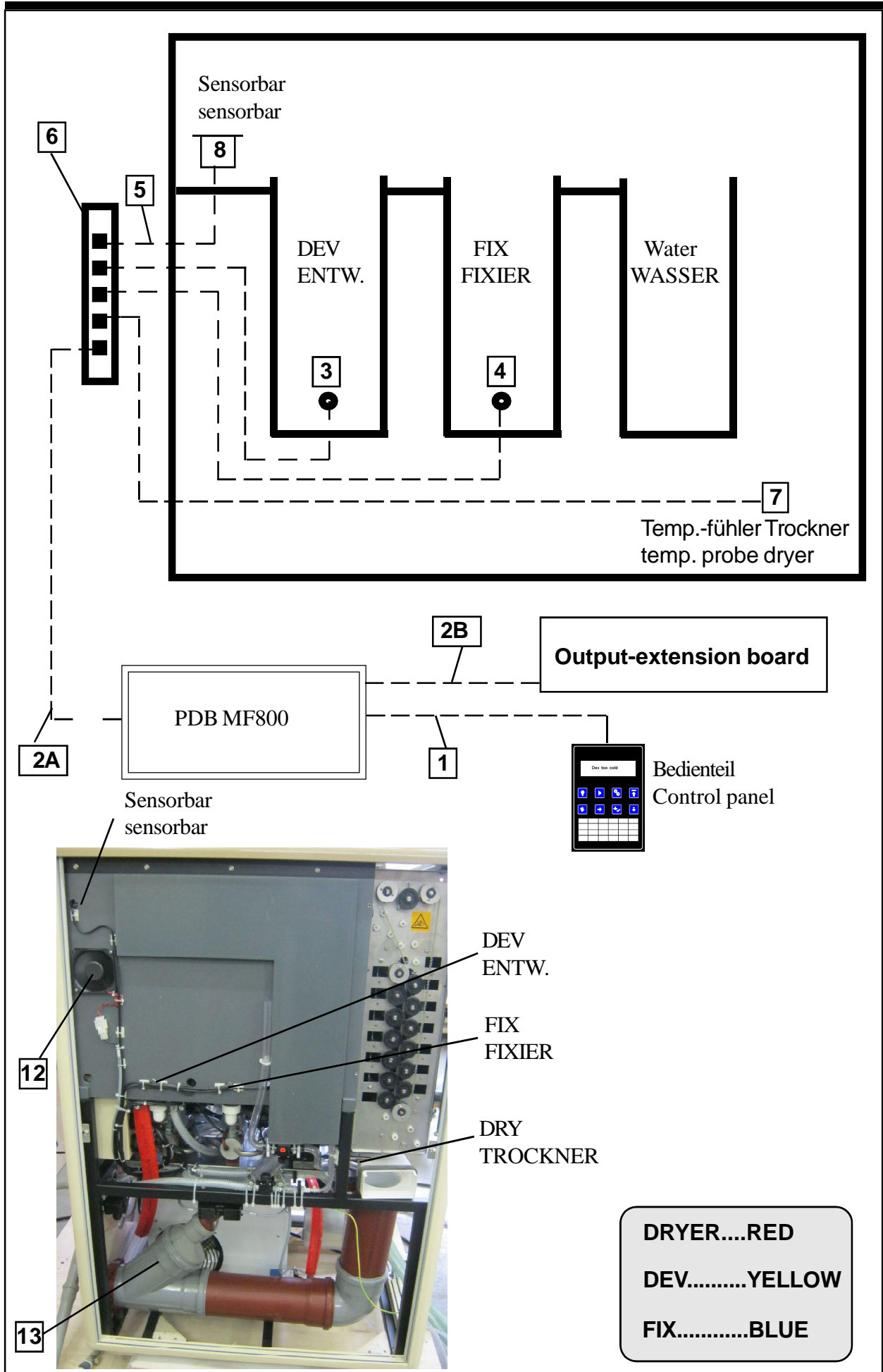





pos.	Teile Nr.:/part no.	Beschreibung	Description
1	90 32 239	Hauptplatine MF800 R08.2015 V13	main board MF800 R08.2015 V13
2	90 32 800	CPUAT800 R11.09	CPUAT800 R11.09
3	90 90 0383	Netzteil Skynet SNP-Y041	Power supply Skynet SNP-Y041
4	90 30 083	Motor-Kondensator	Main drive motor capacitor
5	90 20 749	Netzschalter	Main switch
6	90 20 605	Klemmleiste X1	Terminal block X1
7	90 20 061	Leitungsschutzschalter C16A	Circuit breaker C16A
8	90 20 060	Leitungsschutzschalter C13A	Circuit breaker C13A
9	90 30 381	Solid State Relais kompl. DC	Solid state relais assy DC
10	90 20 054	Sicherung T 2,5A	Fuse T 2,5 A
11	90 32 532	I2C Verteilerplatine kompl.	I2C Distribution board
12	90 32 138	OEB Erweiterungsboard 8pin	Output Extension Board 8pin
13	90 61 515	Lüfter 12V DC komp.	Ventilator 12V DC assy
14	90 20 734	Netzfilter	Linefilter
15	90 20 7531	Netzanschlußklemme X2	Powerterminal X2
16	90 61 256	Relais inkl. Sockel	Relay incl. socket














pos.	Teile Nr.:/part no.	Beschreibung	Description
1	90 32 143	Kabel <b>Bedienteil</b> 6pol.	Cable <b>control panel</b> 6pin.
2A	90 32 298	Kabel <b>PDB</b>	Cable <b>PDB</b>
2B	90 32 298	Kabel <b>OEB</b>	Cable <b>OEB</b>
3	90 32 300	<b>Temp. Fühler DEV</b>	<b>Temp. probe DEV</b>
4	90 32 301	<b>Temp. Fühler FIX</b>	<b>Temp. probe FIX</b>
5	90 32 051	Kabel <b>Sensorbar</b>	Cable <b>sensorbar</b>
6	90 32 532	I2C Verteilerplatine kompl.	I2C Distribution board
7	90 32 049	<b>Trocknersensor</b>	<b>Temp. probe dryer</b>
8	90 32 210	Sensorbar kompl.	Sensorbar assy
9	90 16 806	Filmleitblech oben	Upper filmguide ruffled
10	90 16 801	Filmsensorleitblech unten	Bottom filmsensorguide ruffled
11	90 16 800	Filmsensorleitblech oben	Upper filmsensorguide ruffled
12	90 61 514	Ventilator 12V DC	Ventilator 12V DC
13	90 61 513	Absaugung kompl.	Exhaust system assy
14	90 20 238	Dauermagnet	Magnet
15	90 20 237	Magnetkontakt	Magnetic scanner





pos.	Teile Nr./part no.	Beschreibung	Description
1	90 14 292	Überlaufrohr E+F <b>312mm</b>	Overflow stand pipe Dev+Fix <b>312mm</b>
2	90 14 291	Einströmrrohr E+F <b>6MW</b>	Circulation inlet pipe Dev+Fix <b>6MW</b>
3	90 20 200	Niveauschalter E+F	Level switch Dev+Fix
4	90 12 017	Zahnrad Z30 m2.5	Gear 30T m2.5
5	90 61 016	Niveauschalter W	Level switch Water
6	90 14 293	Überlaufrohr Wasser <b>300mm</b>	Overflow stand pipe water <b>300mm</b>
7	90 14 184	Einströmdüse L	Waterinlet L-fitting
7A	90 45 070	Einströmdüse T	Waterinlet T-fitting
8	90 16 651	POM-Umlenkrolle	POM-guide pulley
9	90 16 650	ALU-Zahnscheibe	ALU-ratched wheel
10	90 14 276	Zahnriemen	Drive belt
11	502 670	Zahnriemenscheibe Z30	Ratched wheel for drive motor <b>T30</b>
12	90 16 268	Temp.-fühler Gehäuse FIX	Temp. probe-housing FIX
13	90 16 265	Temp.fühler Gehäuse DEV	Temp. probe-housing DEV
14	90 32 033	Antriebsmotor <b>MP800</b> kompl.	Main drive motor <b>MP800</b> assy
16	90 14 285	Spannrolle kompl.	Idler pulley assy
17	90 17 102	Kühlschlange 6MW kompl.	Cooling coil assy






pos.	Teile Nr.:/part no.	Beschreibung	Description
1	90 45 022	Schlauchtülle gewinkelt 1"	Tank fitting angular 1"
2	90 45 119	Schlauchtülle gerade 3/4"	Tank fitting straight 3/4"
3	90 45 120	Schlauchtülle gewinkelt 3/4"	Tank fitting angular 3/4"
4	90 45 023	Schlauchtülle gerade 1"	Tank fitting straight 1"
5	90 14 308	Abwassersammler	Sewage collector
6	90 45 061	Absperrhahn	Stop cock



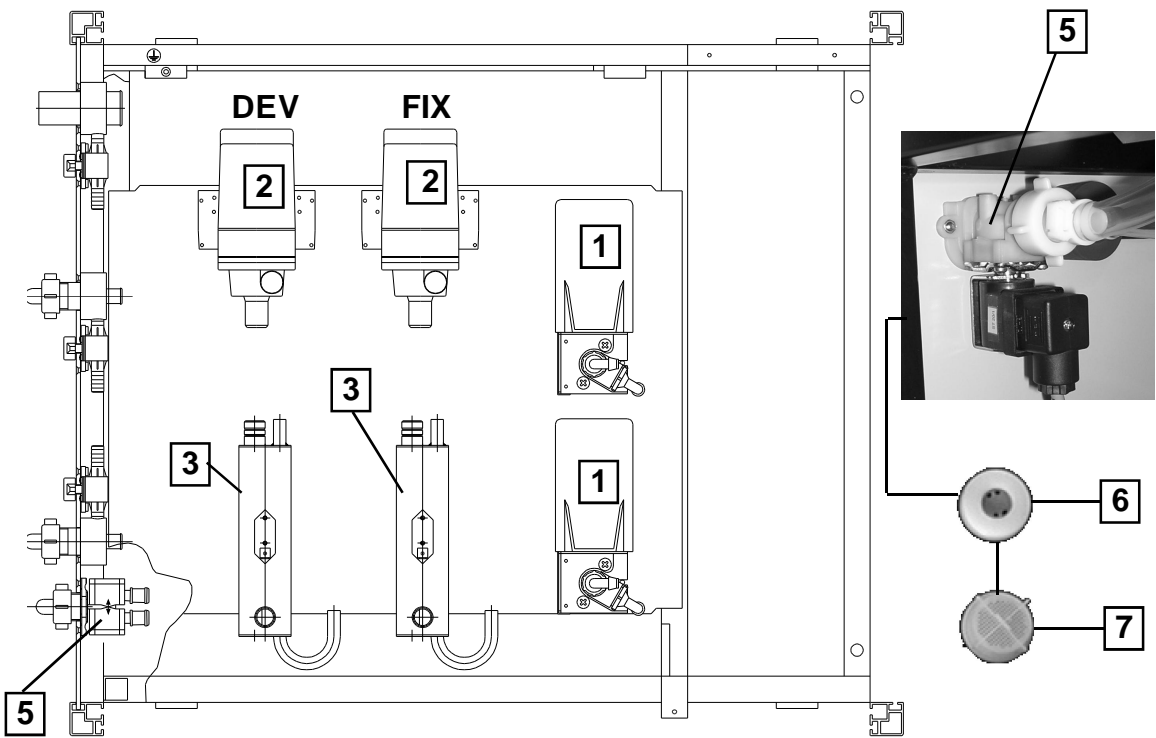
4

2

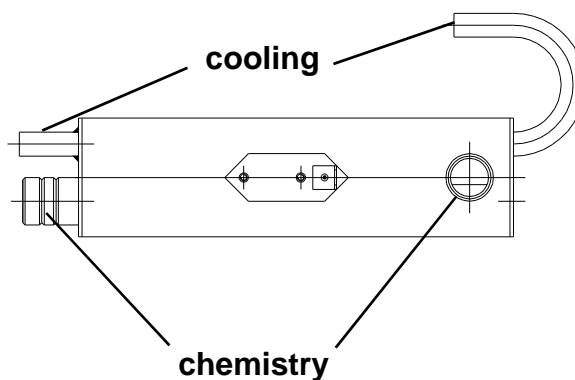
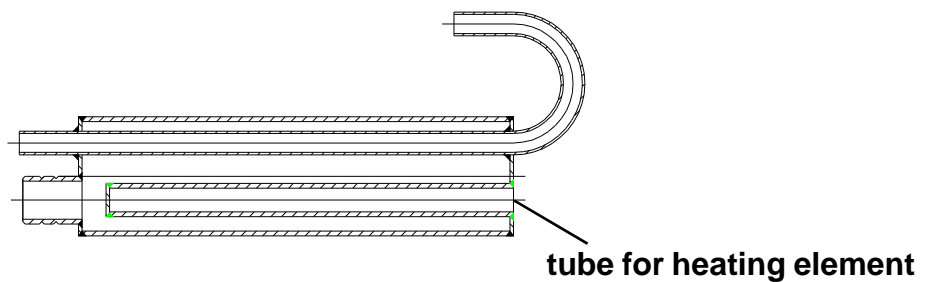

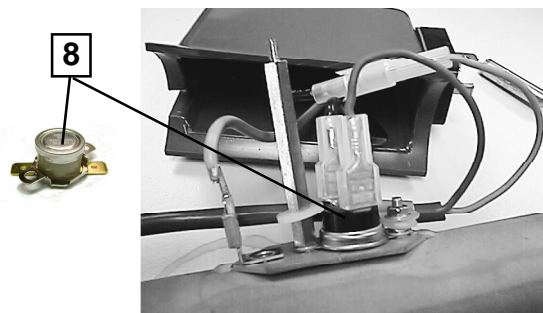
1




3



pos.	Teile Nr.:/part no.	Beschreibung	Description
1	90 61 174	Regenerierpumpe E+F	Replenishment pumps single head E+F
2	90 61 143	Umwälzpumpe <b>35L</b>	Circulation pump <b>35L</b>
3	90 61 169	Wärmetauscher <b>350W</b> E+F	Heat exchanger assy <b>350W</b> E+F
4	90 20 719	Ventil: Fixierbesprühung	Solenoid for FIXER spraybar
5	88 00 335	1-Weg Ventil	1-way water valve
6	90 20 321	Durchflußmengenregler <b>2L</b>	Waterflow regulator <b>2L</b>
7	90 45 141	Filterereinsatz Magnetventil	Water solenoid filter
8	90 20 216	Übertemperatursicherung	Overtemperature thermistor
9	90 20 348	Heizeinsatz <b>350W</b>	Heating element <b>350W</b>




pos.	Teile Nr.:/part no.	Beschreibung	Description
1	90 61 779	Kühler kompl.	Chiller assy
2	90 61 153	Kühlpumpe 14L	Cooling pump 14L
3	90 45 027	Filtergehäuse komplett	Filter housing assy
4	90 50 064	Dauerkühlflüssigkeit 3L	Cooling liquid 3L







6



3



1

6

2

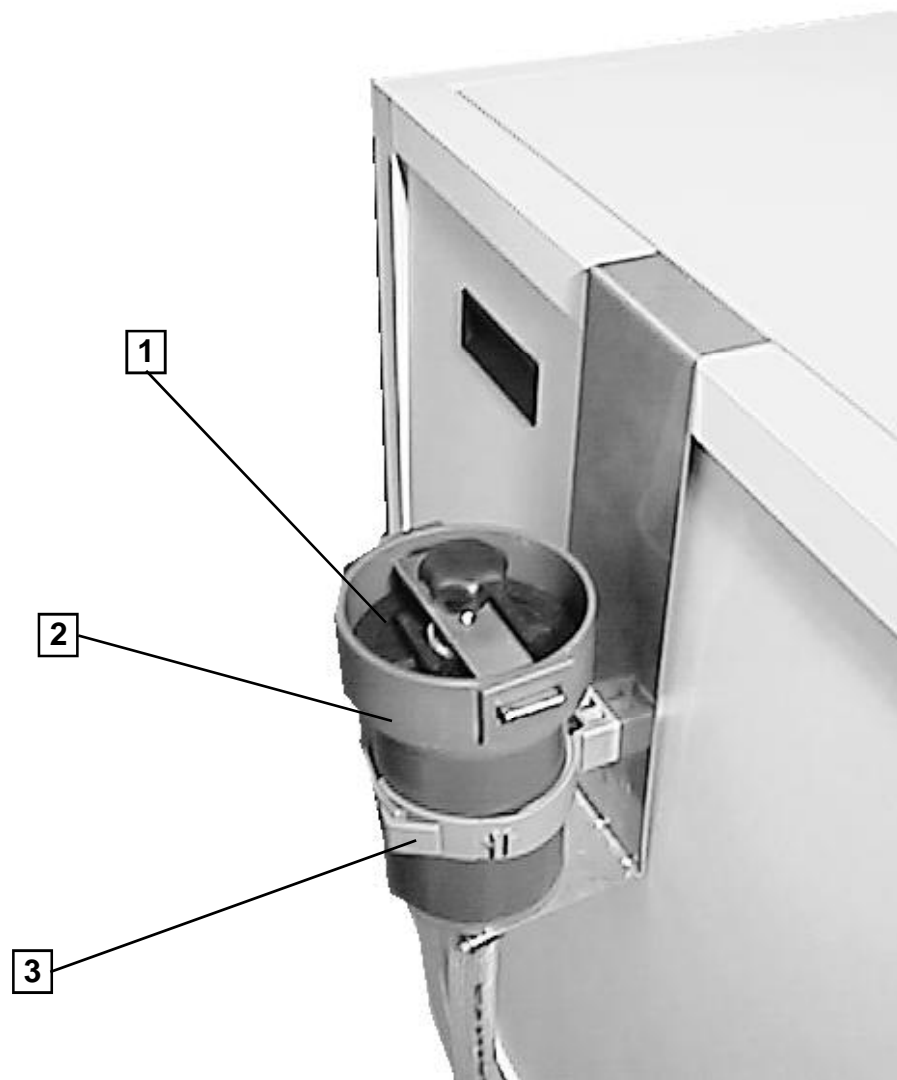


4


5

pos.	Teile Nr./part no.	Beschreibung	Description
1	90 61 510	Lüftereinheit <b>INDX</b> kompl.	Dryer fan assy <b>INDX</b>
2	90 20 215	Trocknergebläse	Dryer Fan
3	90 20 271	Heizeinsatz 1350W	Heatingelement 1350W
4	89 05 747	Anbauverschraubung M16	Screw joint M16
5	90 16 678	Metallgehäuse für Trockner- temp.-fühler 90mm	Housing for temp.- probe dryer 90mm
6	90 30 118	2µF Kondensator f. Lüfter	2 µF capacitor for fan dry unit

pos.	Teile Nr./part no.	Beschreibung	Description
1	90 20 588	Rohrlüfter	Ventilator
2	90 20 589	Lüftungsgitter	Ventilation grid
3	90 45 155	Schelle D=90mm	Clip D=90mm
4	90 17 144	Abluftschacht	Airchannel
5	90 45 014	Verbinder zu position 4	connector to pos 4




pos.	Teile Nr./part no.	Beschreibung	Description
1	89 07 426	Filterpatrone	Filter cartridge
2	89 07 493	PVC-Filtergehäuse	PVC-filter casing
3	90 45 155	Schelle D=90mm	Clip D=90mm



1

2

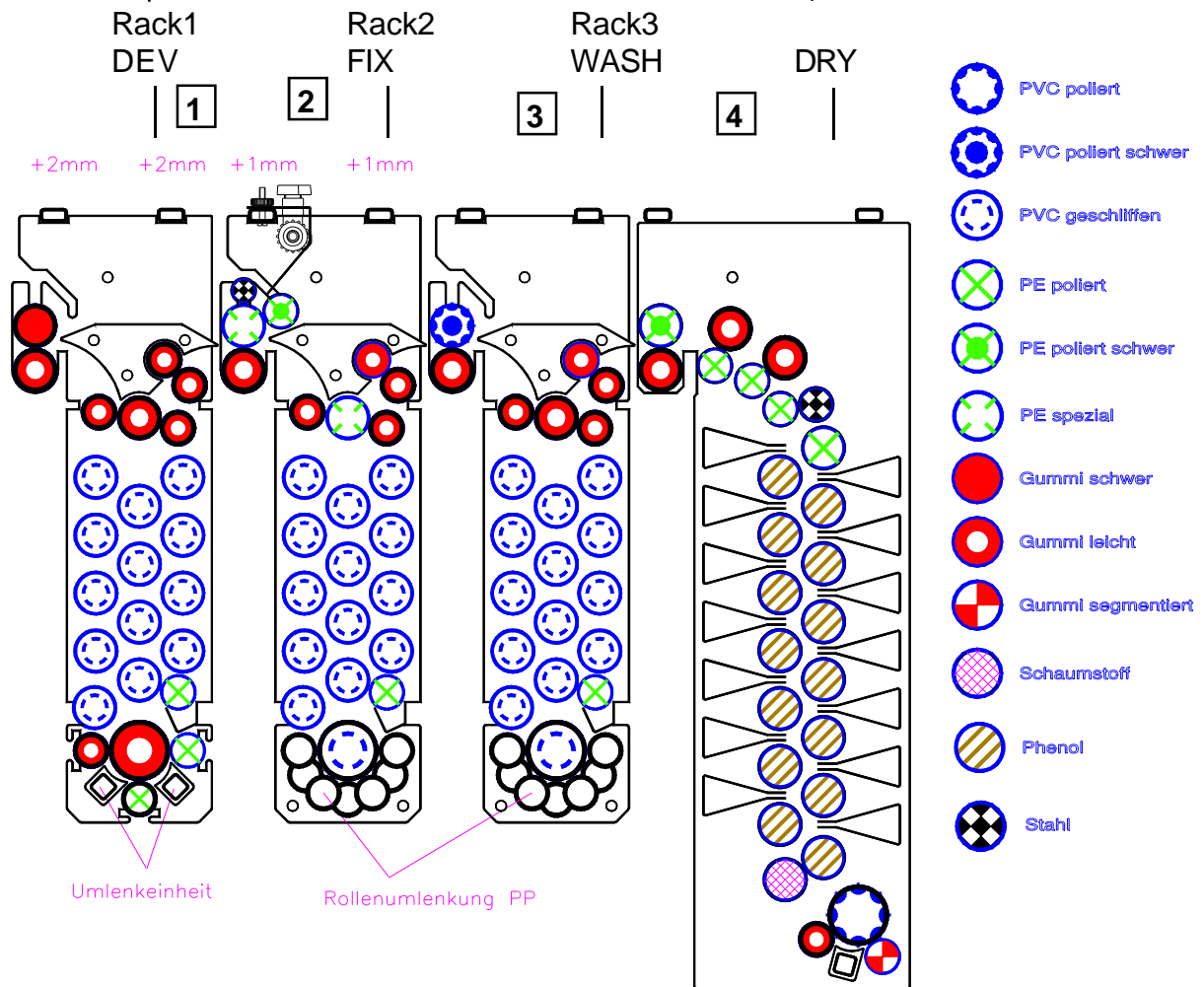
3



pos.	Teile Nr.:/part no.	Beschreibung	Description
1	90 45 168	Schlauchkupplung	Hose connector
2	90 83 012	Rändelmutter M4	Wing nut
3	90 15 161	Spray-bar für Fixerrack komplett	Spray-bar for Fixerrack assy

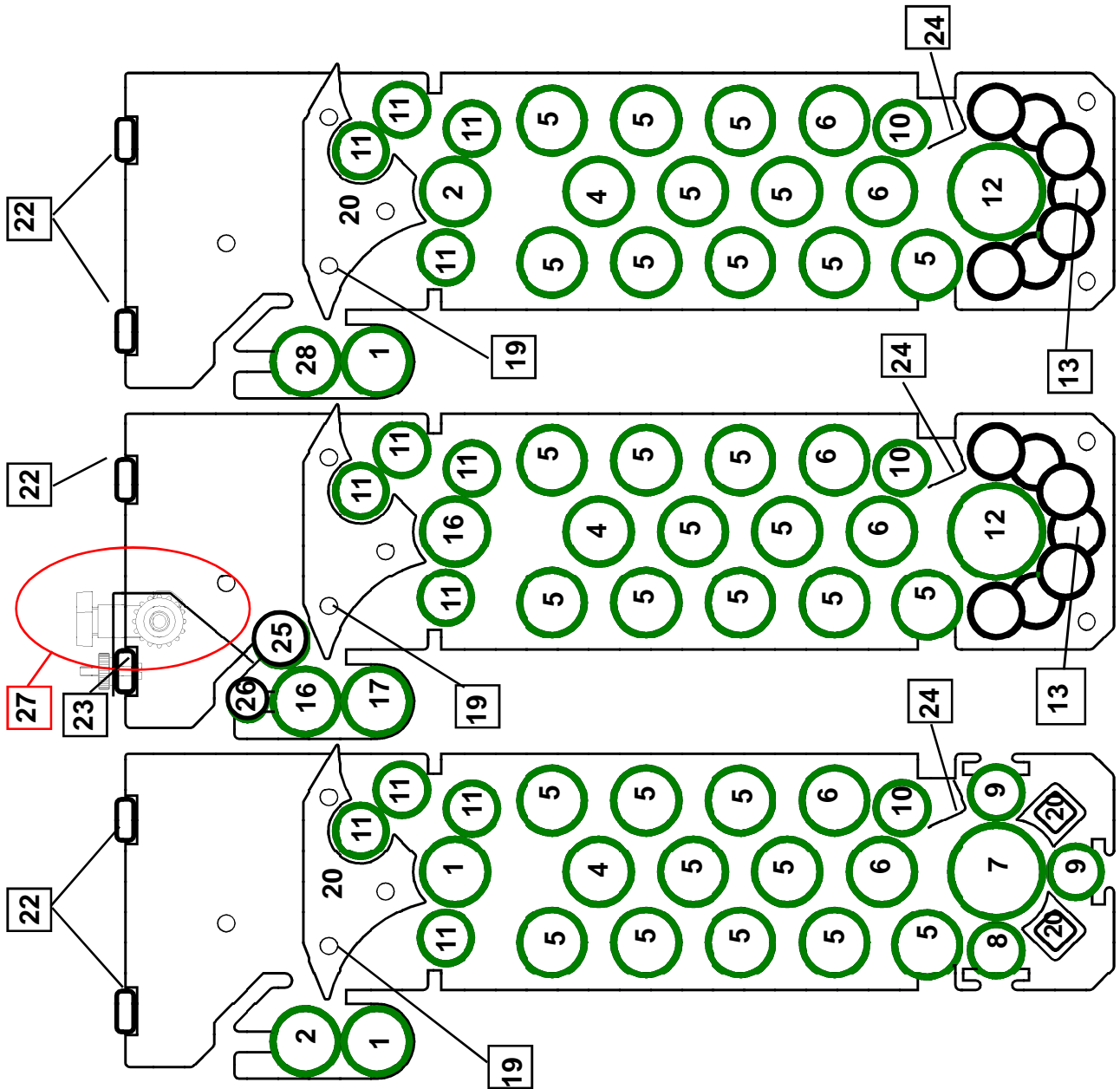


Version with Spraybar (M43ic)

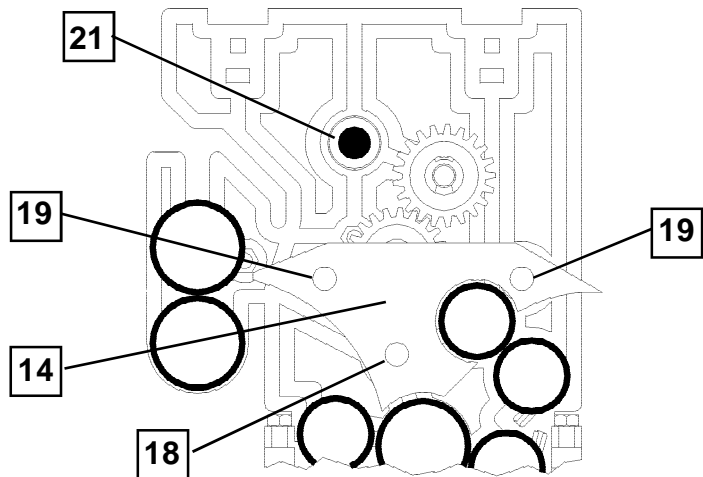


pos.	Teile Nr.:/part no.	Beschreibung	Description
1	90 13 496	Entwickler-Rack kompl. M43ic - 6MW	Developer-rack assy M43ic - 6MW
2	90 13 497	Fixier-Rack kompl. M43ic - 6MW	Fixier-rack assy M43ic - 6MW
3	90 13 498	Wasser-Rack kompl. M43ic - 6MW	Water-rack assy M43ic - 6MW
4	90 13 499	Trockner M43ic kompl.	Dryer M43ic assy

Version with Spraybar (M43ic)



FILM  
INPUT

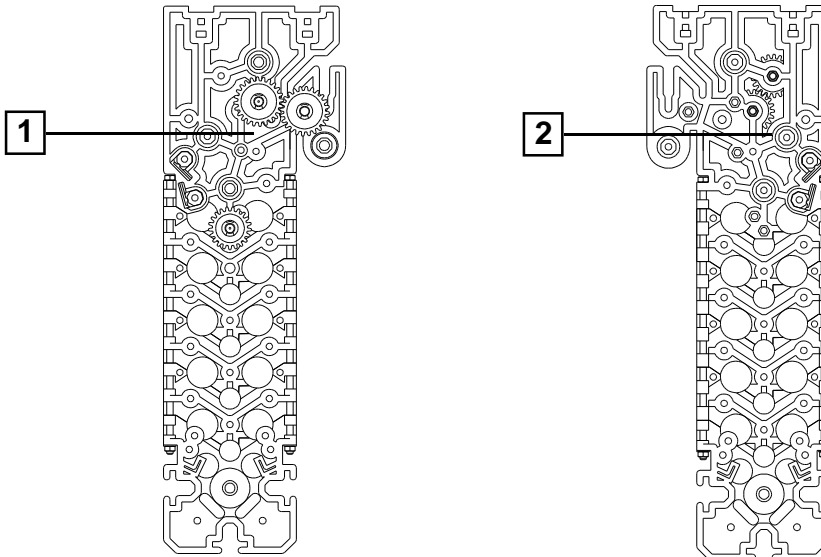


**Version with Spraybar (M43ic)**

<b>pos.</b>	<b>Teile Nr./ part no.</b>	<b>Beschreibung</b>	<b>Description</b>
1	90 12 642	Abquetschwalze Gummi 32/43	Squeeze roller, rubber 32/43
2	90 12 607	Abquetschwalze Gummi 32/43	Squeezze roller, rubber 32/43
3			
4	90 15 177	Mittelwalze 32/43	Centre roller 32/43
5	90 12 648	Rackwalze Standard 32/43 verstärkt	Rack roller, standard 32/43 reinforced
6	90 15 178	Rackwalze B4/B7 - 32/43	Rack roller B4/B7 - 32/43
7	90 15 121	Umlenkwalze Gummi 44/43	Turn around roller, rubber 44/43
8	90 15 115	Umlenkwalze Gummi 26/43	Turn around roller, rubber 26/43
9	90 15 149	Umlenkwalze PE 26/43	Turn around roller, PE 26/43
10	90 12 847	Abquetschwalze PE 25,9/43	Squeeze roller,PE 25,9/43
11	90 15 187	Abquetschwalze Gummi 25,9/43	Squeeze roller,rubber 25,9/43
12	90 16 369	Umlenkwalze PVC 44/43	Turn around roller,PVC 44/43
13	90 16 363	Rollenumlenkung 43 komp.	Roller turn around unit 43 assy
14	90 17 182	Übergaberechen für E/F/W	Cross over segment for DEV/FIX/Wash assy
15			
16	90 16 606	PE-Walze 902-0411	PE-roller 902-0411
17	90 15 197	Abquetschwalze Gummi 32/43	Squeeze roller rubber 32/43
18	90 16 849	Rackverschraubung 43	Spacer 43
19	90 12 570	Halter Typ B 43	Spacer Typ B 43
20			
21	90 13 747	Antriebswelle 43	Main drive shaft 43
22	90 13 750	Trageschiene Nassrack 902/3	Rack carrier support bracket 902/3
23	90 17 410	Trageschiene „Spraybar“	Rack carrier support bracket „Spraybar“
24	90 15 198	Leitblech Umlenkung 43	Guide 43
25	90 17 425	Umlenkwalze PE 25/43 schwer	Turn around roller PE 25/43 heavy
26	90 15 179	Stahlwalze 19/43	Steelroller 19/43
27	90 15 161	Spraybar 43 komplett	Spraybar 43 assy
28	90 17 420	Abquetschwalze PVC schwer 32/43	Squeeze roller, PVC heavy 32/43


**Version with Spraybar (M43ic) - DEV Rack**

pos.	Teile Nr./ part no.	Beschreibung	Description
1	103 019	Rack Seitenteil 43 6MW Links INDUX 0222/2M	Rack side panel 43 6MW Left INDUX 0222/2M
2	90 17 320	Rack Seitenteil 43 6MW Rechts 902 0443/3M	Rack side panel 43 6MW Right 902 0443/3M

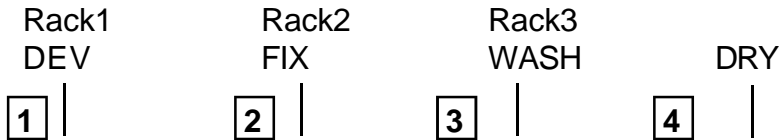



**Version with Spraybar (M43ic) - FIX / WASH Rack**

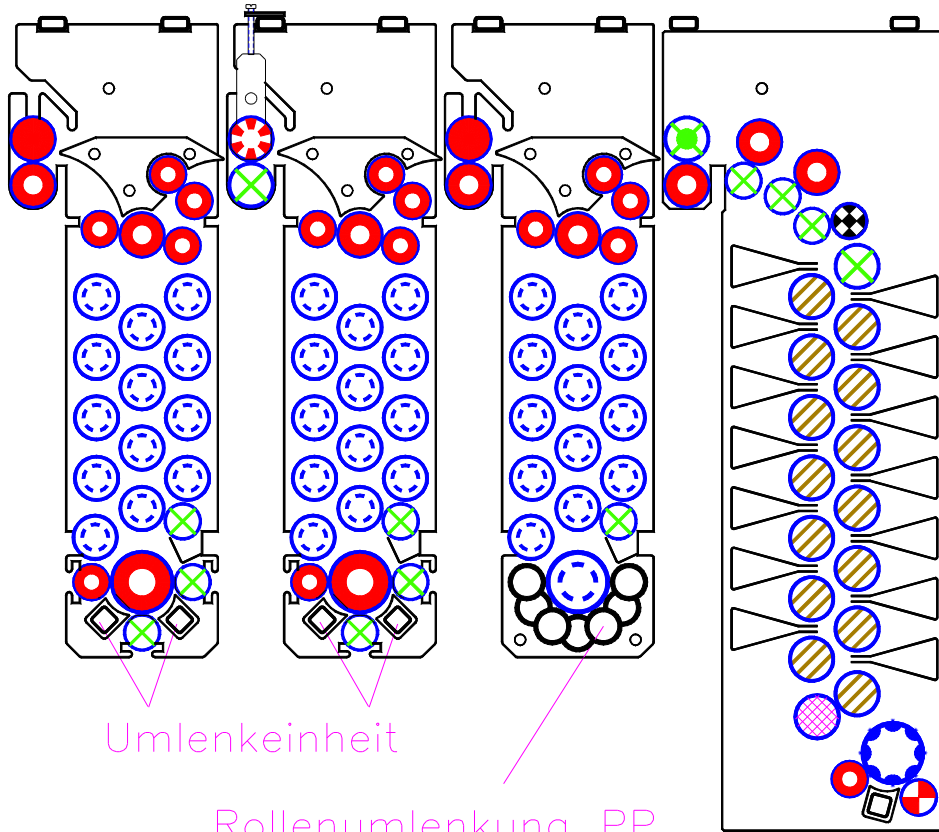
pos.	Teile Nr./ part no.	Beschreibung	Description
3	90 17 321	Rack Seitenteil 43 6MW Links 902 0444/3M	Rack side panel 43 6MW Left 902 0444/3M
4	90 17 322	Rack Seitenteil 43 6MW Rechts 902 0445/2M	Rack side panel 43 6MW Right 902 0445/2M



**Version without Spraybar (Dry cross over - M43icN)**



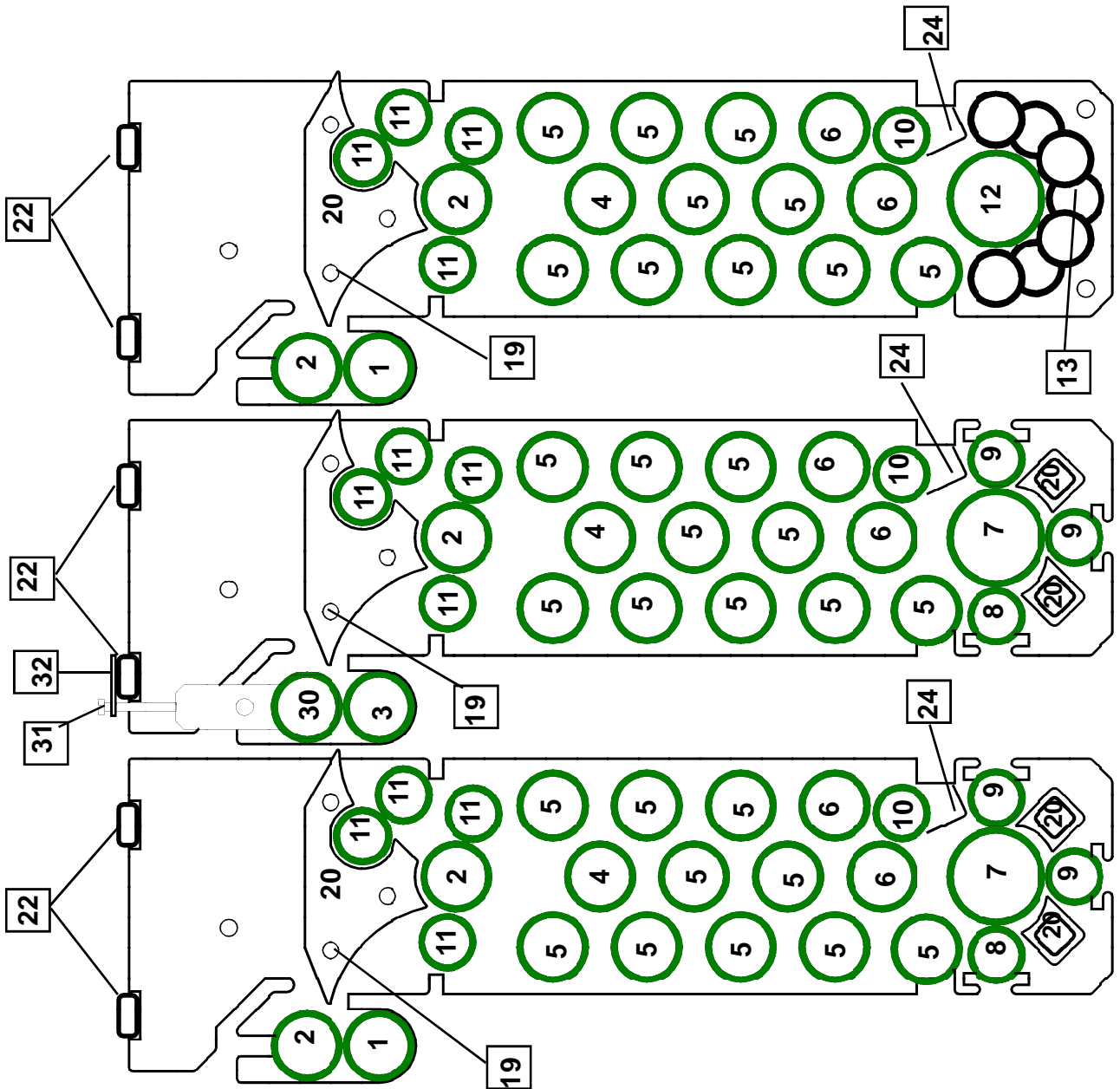
+2mm +2mm +1mm +1mm



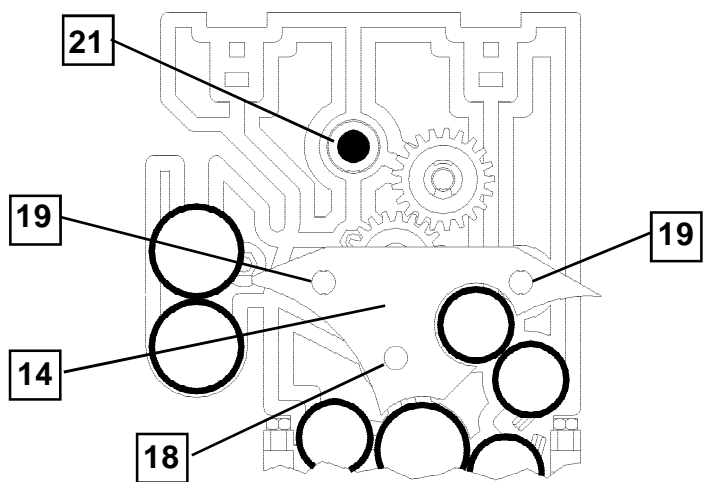
- PVC poliert
- PVC geschliffen
- PE poliert
- PE poliert schwer
- Gummi schwer
- Gummi leicht
- Gummi segmentiert
- Gummi spezial leicht
- Schaumstoff
- Phenol
- Stahl

pos.	Teile Nr./part no.	Beschreibung	Description
1	90 13 496	Entwickler-Rack kompl. M43ic - <b>6MW</b>	Developer-rack assy M43ic - <b>6MW</b>
2	90 17 504	Fixier-Rack kompl. M43icN - <b>dry cross over 6MW</b>	Fixier-rack assy M43icN - <b>dry cross over 6MW</b>
3	140 348	Wasser-Rack kompl. M43icN - <b>dry cross over 6MW</b>	Water-rack assy M43icN - <b>dry cross over 6MW</b>
4	90 13 499	Trockner <b>M43ic</b> kompl.	Dryer <b>M43ic</b> assy

Version without Spraybar (Dry cross over - M43icN)



FILM  
INPUT

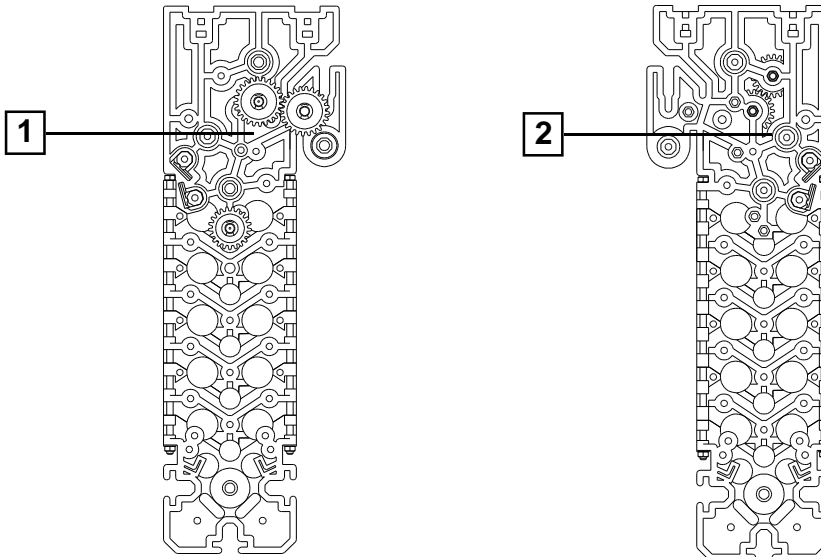


**Version without Spraybar (Dry cross over - M43icN)**

<b>pos.</b>	<b>Teile Nr./ part no.</b>	<b>Beschreibung</b>	<b>Description</b>
1	90 12 642	Abquetschwalze Gummi 32/43	Squeeze roller, rubber 32/43
2	90 12 607	Abquetschwalze Gummi 32/43	Squeeze roller, rubber 32/43
3	90 12 733	Abquetschwalze PE 32/43	Squeeze roller, PE 32/43
4	90 15 177	Mittelwalze 32/43	Centre roller 32/43
5	90 12 648	Rackwalze Standard 32/43 verstärkt	Rack roller, standard 32/43 reinforced
6	90 15 178	Rackwalze B4/B7 - 32/43	Rack roller B4/B7 - 32/43
7	90 15 121	Umlenkwalze Gummi 44/43	Turn around roller, rubber 44/43
8	90 15 115	Umlenkwalze Gummi 26/43	Turn around roller, rubber 26/43
9	90 15 149	Umlenkwalze PE 26/43	Turn around roller, PE 26/43
10	90 12 847	Abquetschwalze PE 25,9/43	Squeeze roller, PE 25,9/43
11	90 15 187	Abquetschwalze Gummi 25,9/43	Squeeze roller, rubber 25,9/43
12	90 16 369	Umlenkwalze PVC 44/43	Turn around roller, PVC 44/43
13	90 16 363	Rollenumlenkung 43 komp.	Roller turn around unit 43 assy
14	90 17 182	Übergabesegment	Cross over segment
18	90 12 588	Rackverschraubung 43	Spacer 43
19	90 16 849	Halter Typ B 43	Spacer Typ B 43
20			
21	90 13 747	Antriebswelle 43	Main drive shaft 43
22	90 13 750	Trageschiene Nassrack 902/3	Rack carrier support bracket 902/3
24	90 15 198	Leitblech Umlenkung 43	Guide 43
29			
30	90 17 353	Abquetschwalze Gummi 32/43 <b>spezial</b>	Squeeze roller, rubber 32/43 <b>special</b>
31	90 80 013	Schraube DIN84A, A4 - M4 x 35	screw DIN84A, A4 - M4 x 35
32	90 17 253	Trageschiene Fixierrack	Rack carrier support bracket Fix NDT43

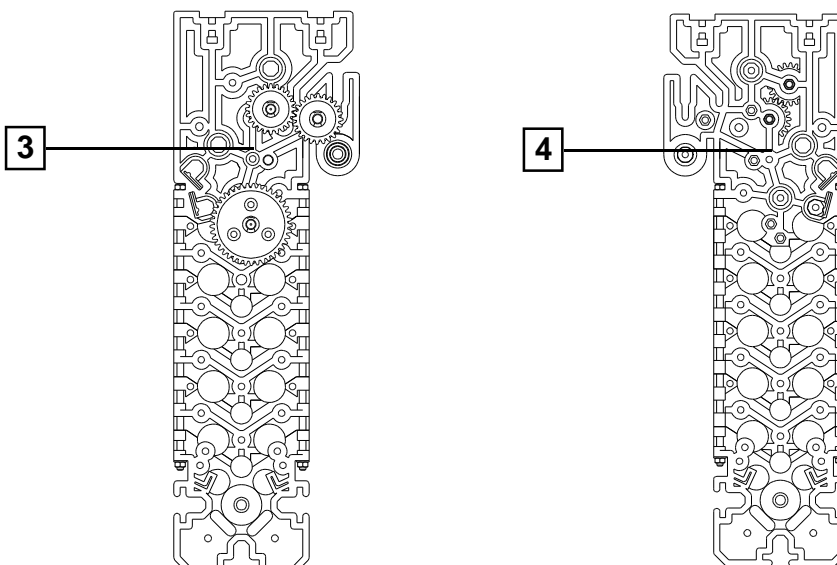
**Version without Spraybar (Dry cross over - M43icN) - DEV Rack**

pos.	Teile Nr./ part no.	Beschreibung	Description
1	103 019	Rack Seitenteil 43 6MW Links INDUX 0222/2M	Rack side panel 43 6MW Left INDUX 0222/2M
2	90 17 320	Rack Seitenteil 43 6MW Rechts 902 0443/3M	Rack side panel 43 6MW Right 902 0443/3M



**Version without Spraybar (Dry cross over - M43icN) - FIX Rack**

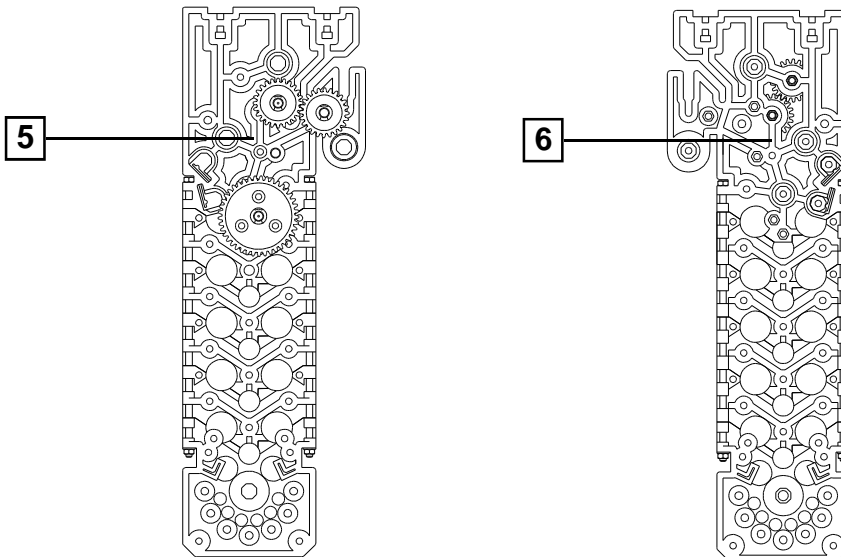
pos.	Teile Nr./ part no.	Beschreibung	Description
3	90 17 734	Rack Seitenteil 43 6MW Links INDUX 0269/0	Rack side panel 43 6MW Left INDUX 0269/0
4	90 17 735	Rack Seitenteil 43 6MW Rechts INDUX 0270/0	Rack side panel 43 6MW Right INDUX 0270/0





**Version without Spraybar (Dry cross over - M43icN) - WASH Rack**

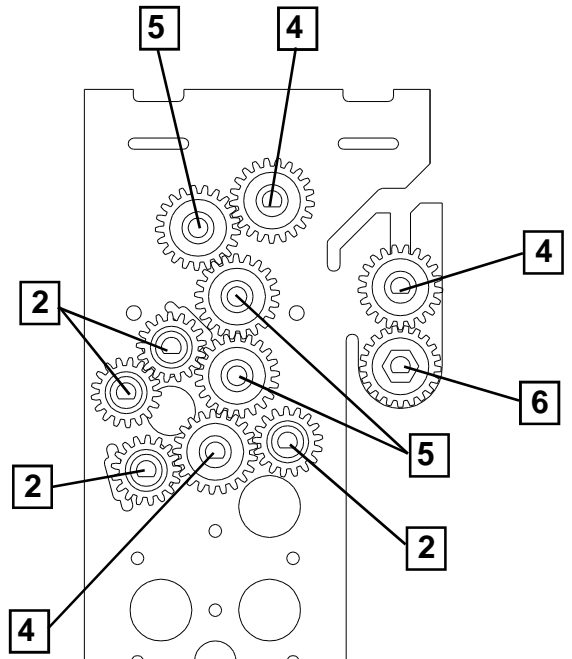
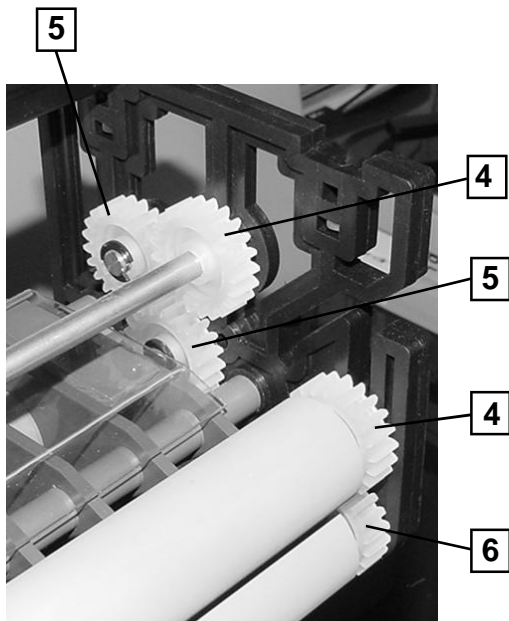
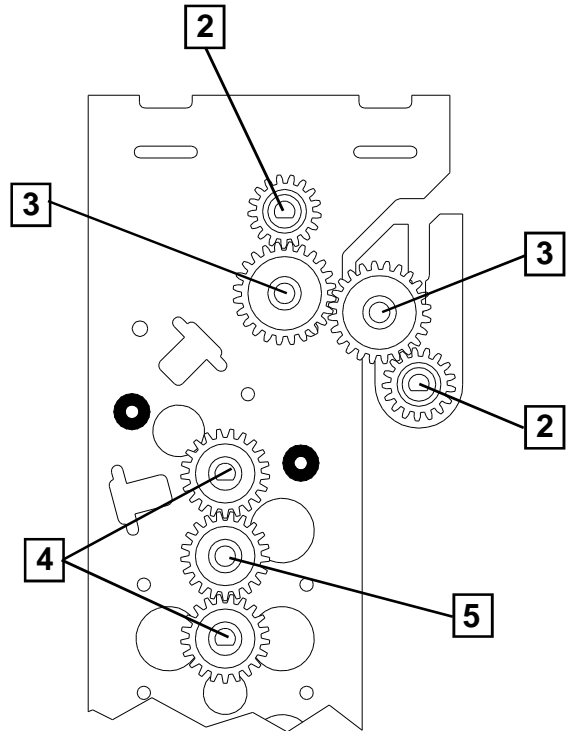

pos.	Teile Nr./ part no.	Beschreibung	Description
5	90 17 321	Rack Seitenteil 43 6MW Links 902 0444/3M	Rack side panel 43 6MW Left 902 0444/3M
6	90 17 322	Rack Seitenteil 43 6MW Rechts 902 0445/2M	Rack side panel 43 6MW Right 902 0445/2M



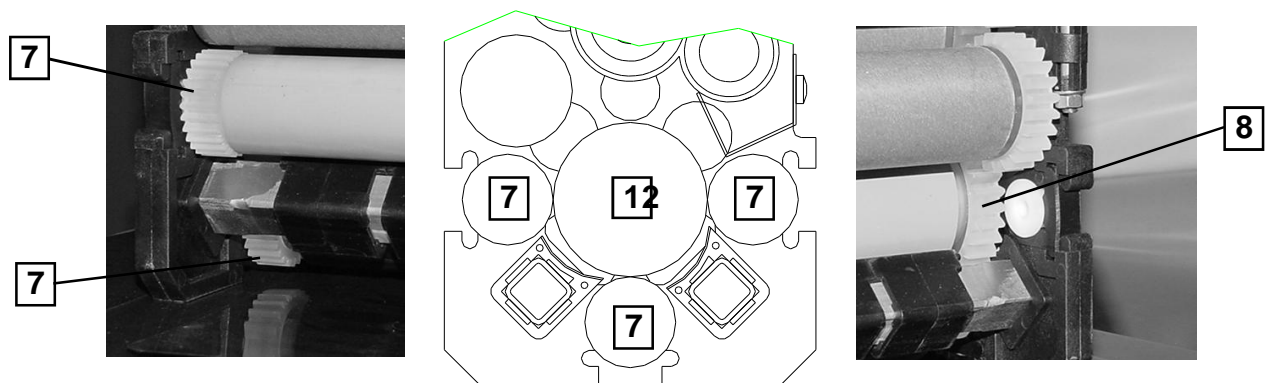
Entwickler - Developer

Fixier - Fixer


Wasser - Water



### 3-Punkt Umlenkung - 3-point underturn



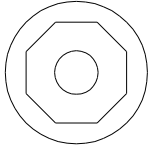
### Rollenumlenkung - segmented underturn



pos.	Teile Nr.:/part no.	Beschreibung	Description
1	90 12 017	Zahnrad Z30 m2.5	Gear 30T m2.5
2	90 14 235	Zahnrad Z17 D-Loch POM	Gear 17T D-hole
3	90 14 238	Zahnrad Z24 O-Loch POM	Gear 24T O-hole
4	90 14 108	Zahnrad Z21 D-Loch PP	Gear 21T D-hole
5	90 14 234	Zahnrad Z21 O-Loch POM	Gear 21T O-hole
6	90 14 116	Zahnrad Z24 D-Loch 33mm PP	Gear 24T D-hole 33mm
7	90 14 241	Zahnrad Z26 m1 D-hole	Gear 26T m1
8	90 14 244	Zahnrad Z44 m1 D-Loch	Gear 44T m1
9	90 12 003	Zahnrad Z17 D-Loch	Ger T17 D-hole
10	90 14 233	Zahnrad Z21 D-Loch POM	Gear T21 D-hole
11	90 14 242	Zahnrad Z26 O-Loch PP	Gear T26 O-hole
12	90 14 243	Zahnrad Z44 O-Loch PP	Gear T44 O-hole
13	103 826	Zahnrad Z21 O-Loch	Gear T21 O-hole
14	103 825	Zahnrad Z21 D-Loch	Gear T21 D-hole

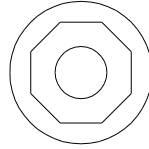
**bearing octagonal/Lagerbuchsen**

∅5.2



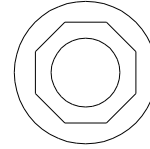
**90 12 111**

∅6.2



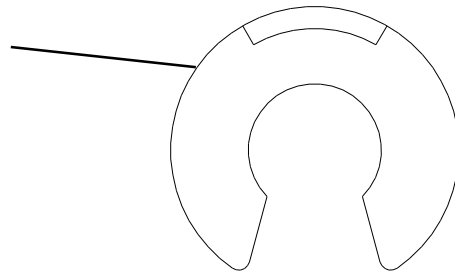
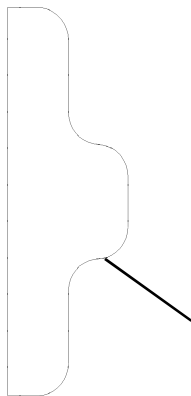
**90 12 112**

∅8.2

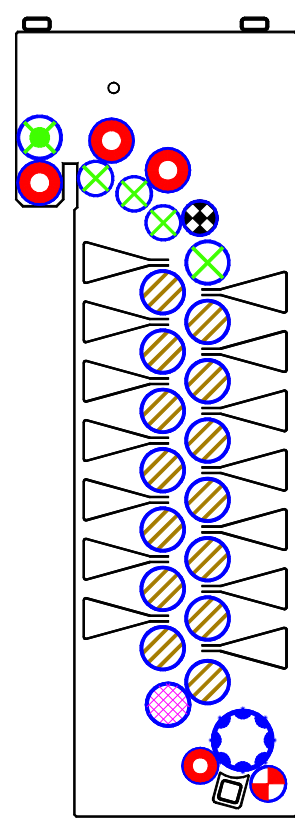


**90 12 113**


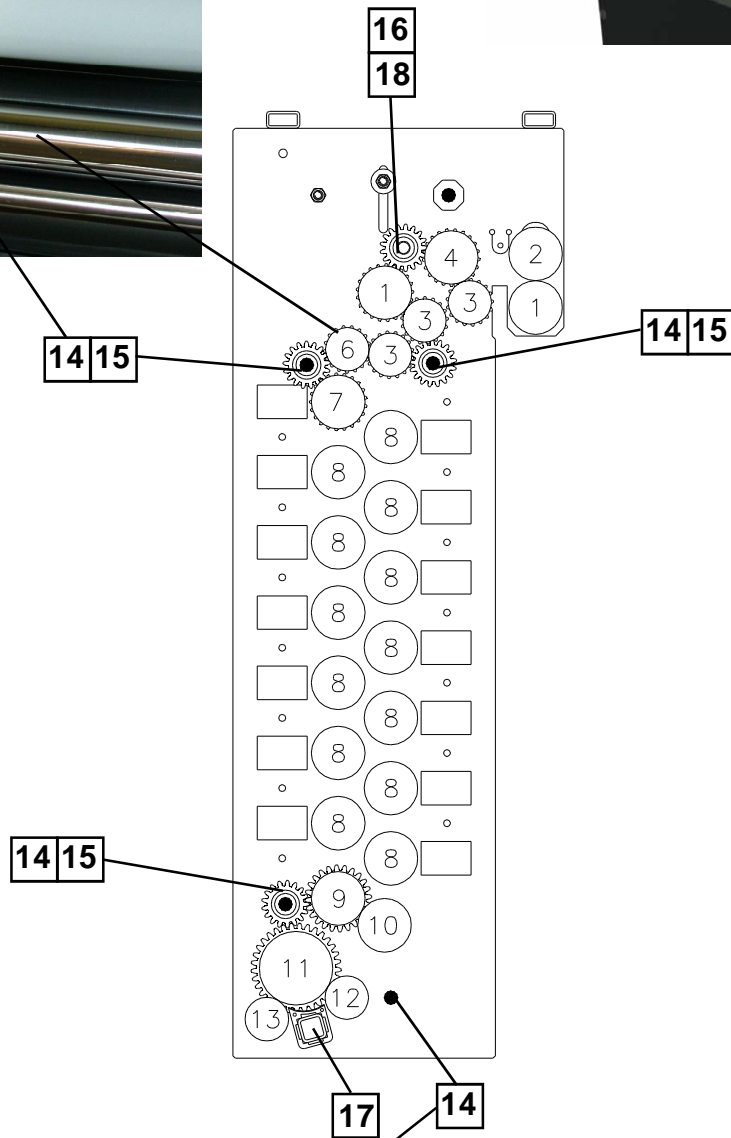

**90 12 116**



**89 00 333**  
Gummifeder  
Rubber spring



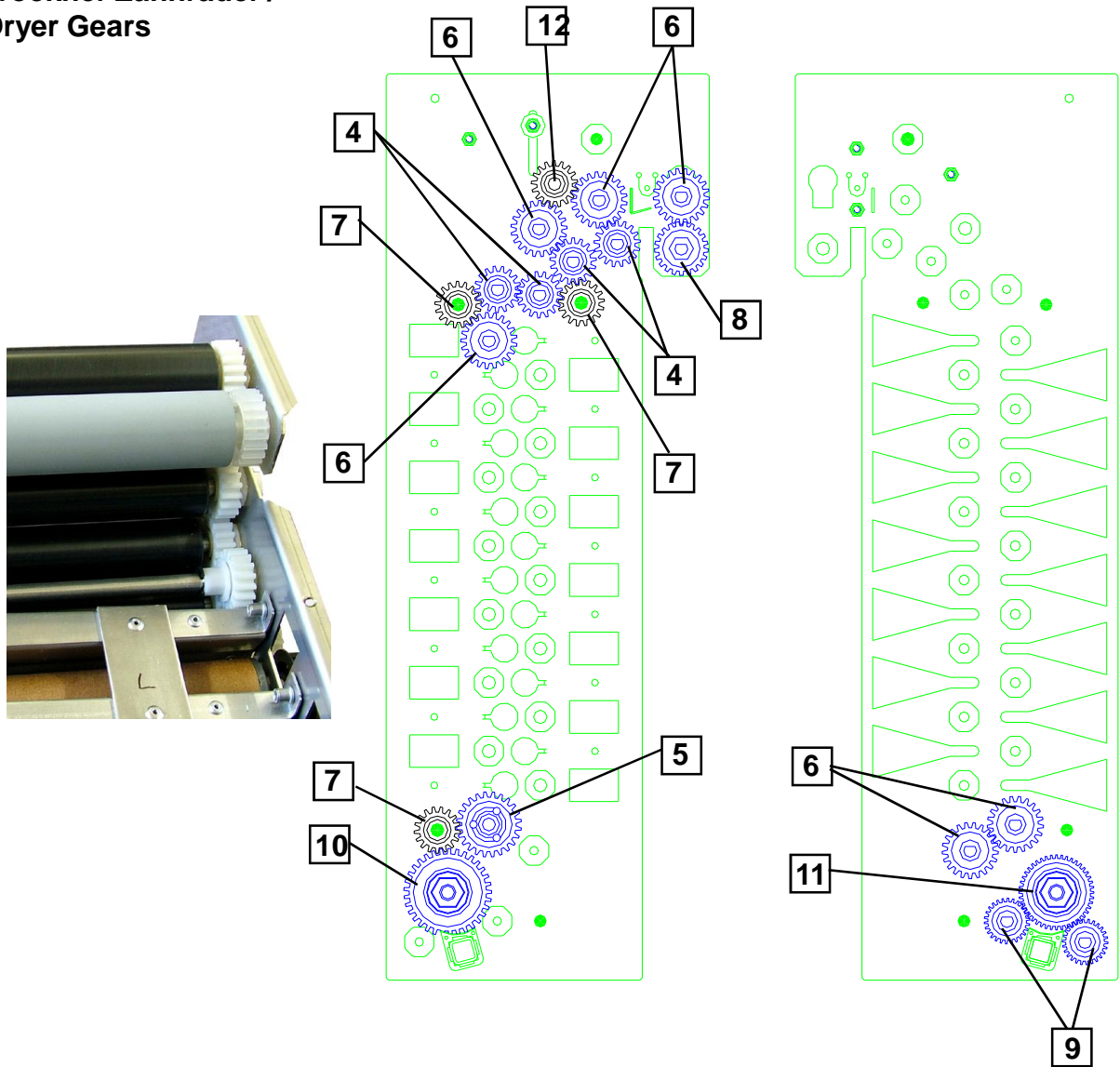
Trockner Walzen /  
Dryer Roller



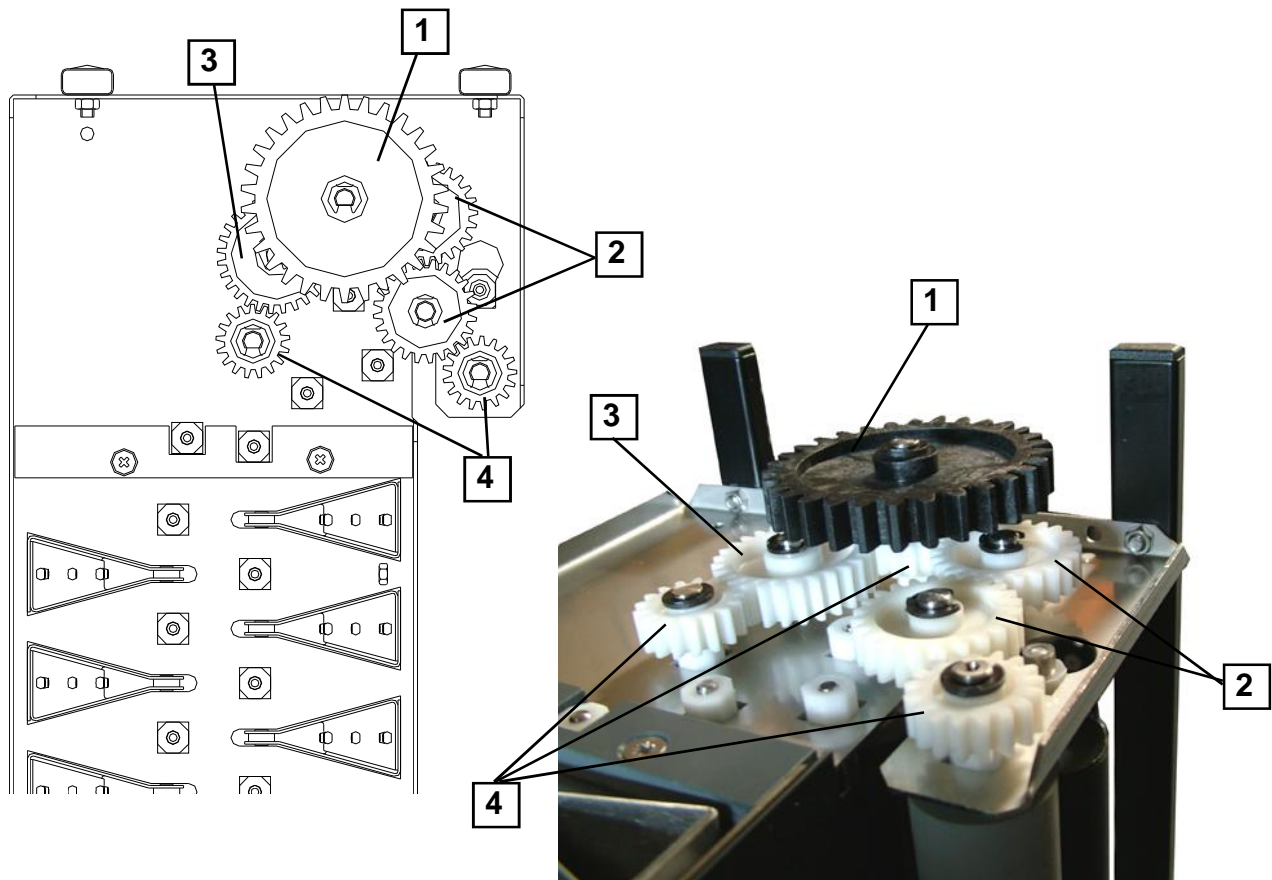
Trockner Walzen /  
Dryer Roller

pos.	Teile Nr.:/ part no.	Beschreibung	Description
1	90 12 642	Abquetschwalze Gummi 32/43	Squeeze roller, rubber 32/43
2	90 16 819	Abquetschwalze, PE 32/43	Squeeze roller, PE 32/43
3	90 12 847	Abquetschwalze, PE 25,9/43	Squeeze roller, PE 25.9/43
4	90 12 607	Abquetschwalze, Gummi 32/43	Squeeze roller, rubber 32/43
6	90 17 359	Stahlwalze 25,9/43	Steel roller 25.9/43
7	90 12 829	Einzugswalze, PE 32/43	Input roller, PE 32/43
8	90 12 804	Phenolwalze 32/43 B3/B6	Phenolic roller 32/43 B3/B6
9	90 15 154	Phenolwalze 32/43 B4/Z21 B9/Z24	Phenolic roller 32/43 B4/Z21 B9/Z24
10	90 15 155	Schaumstoffwalze 32/43 A4 - A4 / Z2	Foam roller 32/43 A4 - A4 / Z2
11	90 15 156	Umlenkwalze 44/43, PVC poliert	Turn around roller 44/43, PVC polished
12	90 15 115	Umlenkwalze, Gummi 26/43	Turn around roller, rubber 26/43
13	90 16 751	Ausgabewalze, Gummi 26/43 segm.	Turn around roller, rubber 26/43 segm.
14	90 12 250	Distanz 43	Spacer 43
15	90 14 236	Zahnrad Z17 O-Loch m1.5	Gear 17T O-hole m1.5
16	90 12 257	Zwischenradachse Trockner	Intermediate axle dryer
17	90 15 186	Umlenksegment NDT 43	Turn around segment NDT 43
18	103 828	Zahnrad Z17 O-Loch	Gear T17 O-hole

Trockner Zahnräder /  
Dryer Gears

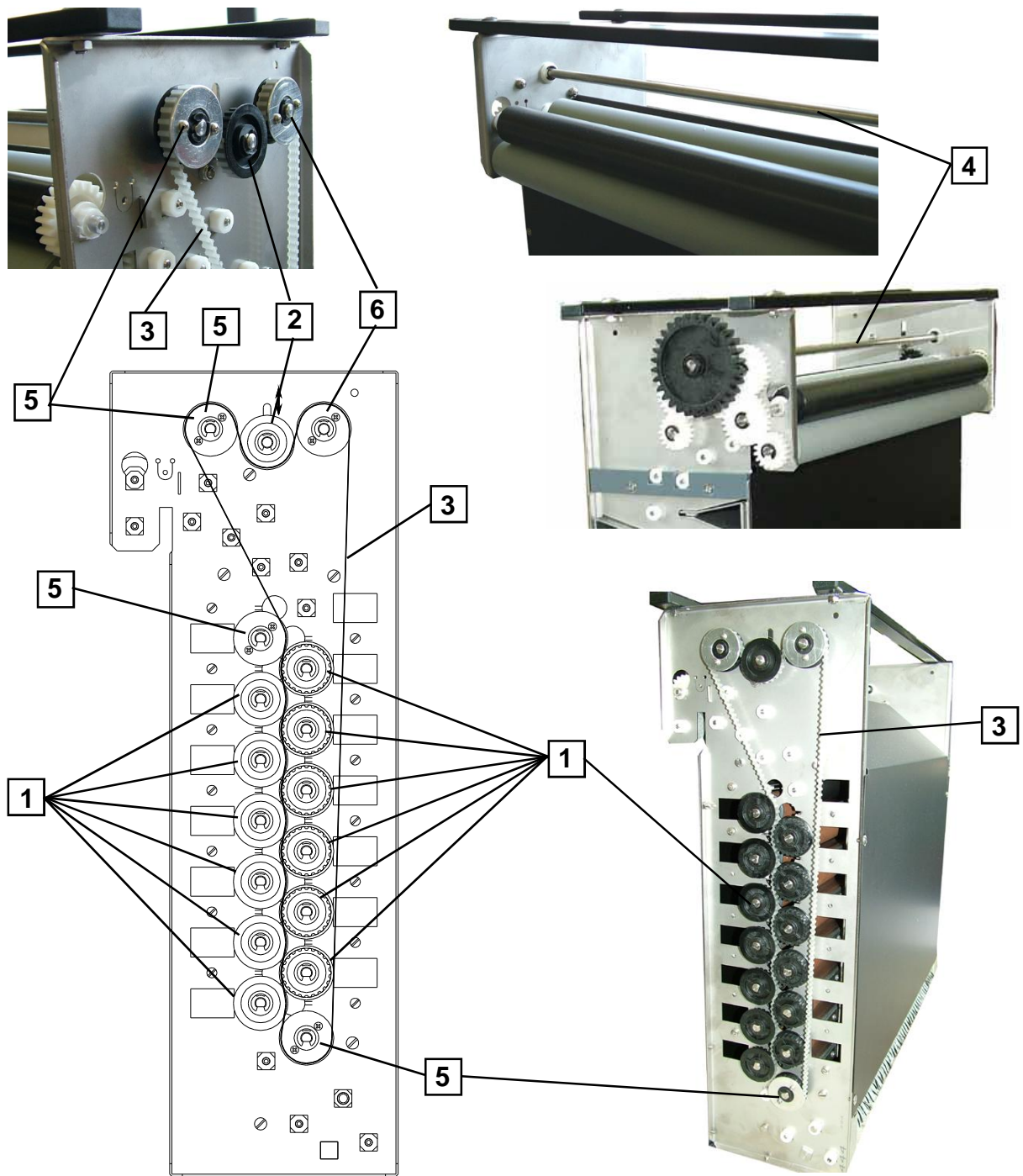




Trockner Zahnräder /  
Dryer Gears


pos.	Teile Nr.:/ part no.	Beschreibung	Description
1	90 12 017	Zahnrad D Z-30 m2,5 - PAS	Gear D-hole T 30 m2.5 - POM
2	90 14 238	Zahnrad O Z-24 m1,5 - POM	Gear O-hole T 24 m1.5 - POM
3	90 14 113	Zahnrad O Z-28 m1,5 - POM	Gear O-hole T 28 m1.5 - POM
4	90 14 235	Zahnrad D Z-17 m1,5 - POM	Gear D-hole T 17 m1.5 - POM
5	90 12 060	Zahnrad O Z-24 - Noppen	Gear O-hole T 24 - Pins
6	90 14 233	Zahnrad D Z-21 m1,5 - POM	Gear D-hole T 21 m1.5 - POM
7	90 14 236	Zahnrad O Z-17 m1,5 - POM	Gear O-hole T 17 m1.5 - POM
8	90 14 116	Zahnrad D Z-21 m1,5 - Ø33	Gear D-hole T 21 m1.5 - Ø33
9	90 14 241	Zahnrad D Z-26 m1 - PP	Gear D-hole T 26 m1 - PP
10	90 14 245	Zahnrad O Z-33 m1,5 - PP	Gear O-hole T 33 m1.5 - PP
11	90 14 243	Zahnrad O Z-44 m1 - PP	Gear O-hole T 44 m1 - PP
12	103 828	Zahnrad Z17 O-Loch PAS	Gear O-hole T17 PAS

Trockner Antriebssystem /  
Dryer Drive System



pos.	Teile Nr.:/ part no.	Beschreibung	Description
1	90 12 090	Zahnscheibe D-Loch	Ratchet wheel D-hole
2	90 12 089	Zahnscheibe O-Loch	Ratchet wheel O-hole
3	90 12 130	Zahnriemen Trockner	Drive Belt Dryer
4	90 13 749	Antriebswelle Trockner <b>902/3</b>	Main Drive Shaft for Dryer <b>902/3</b>
5	90 16 986	Zahnscheibe D-Loch Trockner	Tooth Lock Washer D-hole Dryer
6	90 16 987	Zahnscheibe O-Loch Trockner	Tooth Lock Washer O-hole Dryer

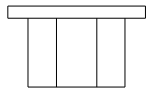
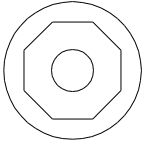
Trockner Mechanik /  
Dryer Mechanical



pos.	Teile Nr./ part no.	Beschreibung	Description
1	90 13 751	Trageschiene <b>902/3</b>	Rack Carrier Support Bracket <b>902/3</b>
2	90 13 152	Trocknerverkleidung HINTEN	Dryer Panel REAR
3	90 13 153	Trocknerverkleidung VORNE	Dryer Panel FRONT
4A	90 80 101	Senkschraube M 4x8 A2	Countersunk Screw M 4x8 A2
4B	90 80 481	Sechskantmutter M4 A2	Hexagon Nut M4 A2
5	90 81 530	Becherschraube M4x8 A2	Screw slotted M 4x8 A2
6	90 20 820	Antistatik-Bürstenleiste K1	Antistatic Brush K1
7	90 16 745	Zahnradabdeckung links	Gear Cover left
8	90 16 746	Zahnradabdeckung rechts	Gear Cover right
9	90 61 930	Trocknerseitenteil NDT kompl. links	Dryer Side Panel NDT assy left
10	90 61 931	Trocknerseitenteil NDT kompl. rechts	Dryer Side Panel NDT assy right
11	90 15 157	Luftpfeifeneinheit <b>43</b> komplett	Air-Pipe <b>43</b> assy

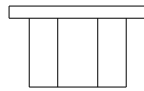
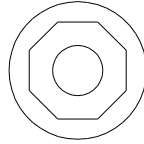
**bearing octagon POM**

∅5.2



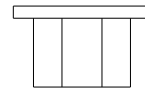
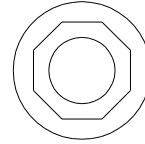
**90 12 126**

∅6.2



**90 12 180**

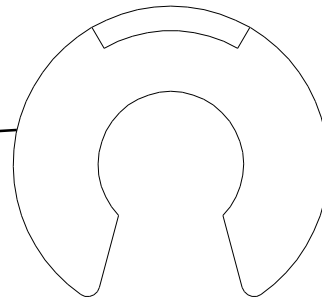
∅8.2



**90 12 181**

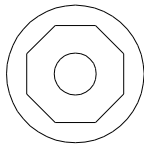
**90 12 116**

**locking washer plastic**



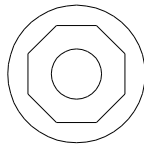
**bearing octagon**

∅5.2



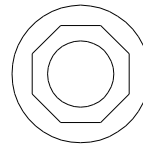
**90 12 111**

∅6.2



**90 12 112**


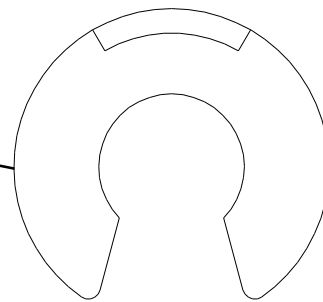
∅8.2



**90 12 113**

**90 12 116**

**locking washer plastic**



8900347


replenisher-tank DEV/FIX incl.  
replenisher-tank-cover assy

8800397 antioxidation-cover for  
DEV-replenisher-tank

90 45 061 stop cock




90 60 009 Spray bottle



9060007 Filterpatrone für  
Regeneriertank  
filter cartridge

90 16 271 tool for squeeze roller



Snapper (weiß)/ snapper (white)	<b>6</b>	90 81 751
	<b>8</b>	90 81 752
	<b>10</b>	90 81 753
	<b>12</b>	90 81 754



Schlauchklemme/ hose clamp	<b>16/25</b>	90 81 823
	<b>16/27</b>	90 81 827



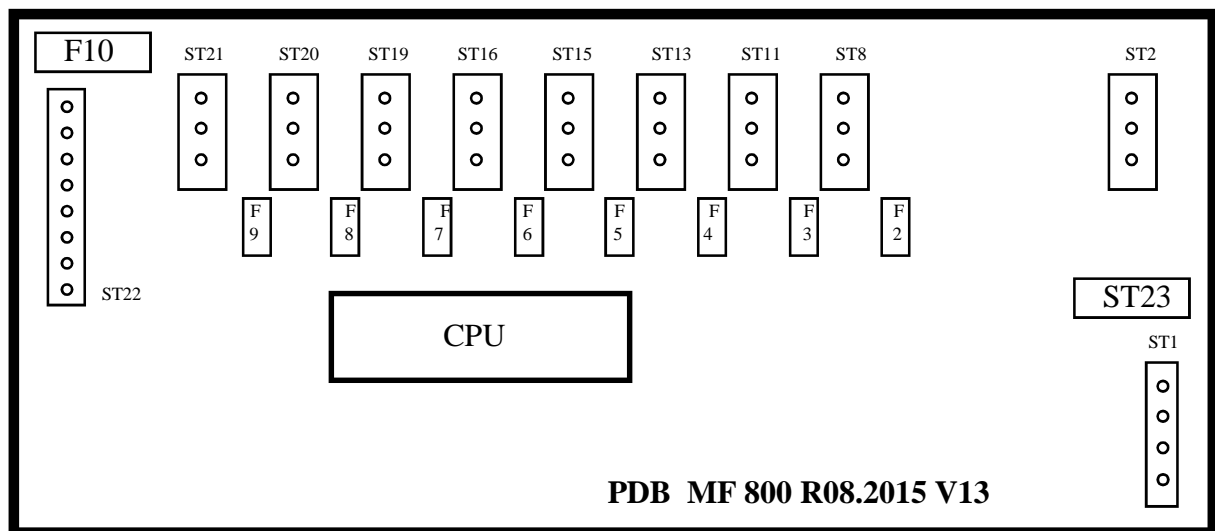
Snapper (schwarz)/ snapper (black)	<b>F</b>	89 07 046
	<b>G</b>	89 07 047





**Sicherungen / fuses:**

<b>F1</b>		nicht in Verwendung	not in use
<b>F2</b>	90 20 021	Sicherung T 1,6 A	FUSE T 1,6 A
<b>F3</b>	90 20 054	Sicherung T 2,5 A	FUSE T 2,5 A
<b>F4</b>	90 20 054	Sicherung T 2,5 A	FUSE T 2,5 A
<b>F5</b>	90 20 021	Sicherung T 1,6 A	FUSE T 1,6 A
<b>F6</b>	90 20 021	Sicherung T 1.6 A	FUSE T 1,6 A
<b>F7</b>	90 20 021	Sicherung T 1,6 A	FUSE T 1,6 A
<b>F8</b>	90 20 011	Sicherung T 630 mA	FUSE T 630 mA
<b>F9</b>	90 20 052	Sicherung T 6,3 A	FUSE T 6,3 A
<b>F10</b>	90 20 021	Sicherung T 1,6 A	FUSE T 1,6 A



**NOTES**

---

# NOTES

---

**NOTES**

---