



GAINESVILLE REGIONAL UTILITIES

BILLING & CUSTOMER SOLUTIONS

August 29, 2018

[REDACTED]
[REDACTED]
[REDACTED]
[REDACTED]

Re: TAX CREDIT – Account # [REDACTED]
Location: [REDACTED]

Dear CUSTOMER:

Your utility bills that were mailed February 2018 through August 2018 had errors that stated taxes being charged. A correction was made to change the tax status on your account and a corrected invoice is enclosed.

Please accept our sincere apology for this error. We are striving to minimize errors so we can provide you better service in the future. If you have any questions, please contact Billing & Customer Solutions at (352) 393-6898 or email us at businesscenter@gru.com.

Sincerely,

Billing & Customer Solutions

Item 3



Why Pay GRU more for ANYTHING!

Jim Konish www.GRUwhypaymore.com
P.O. Box 6020 352-328-8322
Gainesville FL 32627

Internal Bill #74318

Account: [REDACTED]
Bill Date: 2017-05-02

GAINESVILLE FL [REDACTED]

Partner: [REDACTED]
NRES

• Manufacturer

Cash Security Deposit on File is \$0.00

SUMMARY OF SERVICES

| | | |
|--|-----------|-----------------|
| ELECTRIC (Nondemand Rate) | | |
| General Service Demand Charge - Demand | \$ | 7378.00 |
| General Service Primary Service Discount - ... | | -130.20 |
| Customer Charge | \$ | 0.00 |
| Customer Charge - Demand | \$ | 100.00 |
| Energy Charges (Gen, Trans, Dist.) | \$ | 0.00 |
| GS - Energy Charges (Gen, Trans, Dist.) - ... | \$ | 14713.20 |
| Fuel Adjustment Charge (Non Taxable) | \$ | 30744.00 |
| GRT Recovery Charges | \$ | 0.00 |
| Primary Metering Discount - Demand | | -496.32 |
| GS - Taxable Fuel Adjustment Charge - Dema... | \$ | 2854.80 |
| GS - Taxable Fuel Adjustment Charge - Non... | \$ | 0.00 |
| Utility Tax | \$ | 2583.39 |
| Electric State Sales Tax | | -73765.01 |
| Discretionary Sales Tax | | -75.00 |
| Installed - Rental - Pole - Type 12 | \$ | 4.75 |
| 35 foot wood pole | | |
| Lighting - Rental - Installed - Type 10 | \$ | 24.23 |
| 400 watt HPS Flood Light | | |
| Lighting, Rental - Discretionary Sales Tax | \$ | 0.15 |
| Lighting, Rental - GRT Recovery Charges | \$ | 0.62 |
| Lighting, Rental - State Sales Tax | \$ | 2.06 |
| Lighting, Rental - Utility Tax | \$ | 1.34 |
| Load Profile | \$ | 0.00 |
| Total Electric Charge | \$ | 56805.37 |
| WATER | | |
| NRES - Wastewater Charges | \$ | 220.50 |
| NRES - Wastewater Customer Charge | \$ | 9.10 |
| NRES - Water Consumption Charge | \$ | 142.45 |
| NRES - Water Monthly Customer Charge FY16 | \$ | 20.00 |
| NRES Water Utility Tax | \$ | 16.25 |
| Storm Water Customer Charge | \$ | 396.00 |
| Total Water Charge | \$ | 804.30 |
| MISCELLANEOUS | | |
| Facilities Lease Fee | \$ | 1129.16 |
| Total Misc. Charge | \$ | 1129.16 |

ACCOUNT SUMMARY

| | This Month | Year to Date |
|-------------------|--------------------|--------------------|
| Electric Charges: | \$ 55193.08 | \$ 55281.88 |
| Gas Charges: | \$ 0.00 | \$ 0.00 |
| Water Charges: | \$ 788.05 | \$ 4539.25 |
| Misc. Charges: | \$ 1129.16 | \$ 1129.16 |
| Taxes and Fees: | \$ 1628.54 | \$ 1742.22 |
| TOTAL DUE: | \$ 58738.83 | \$ 62692.51 |

EST. AVERAGE DAILY CONSUMPTION

| Service | This Month | Last Month | Last Year |
|----------------|------------|------------|-----------|
| ELECTRIC (KWH) | 0.0 | - | 0.0 |
| GAS (therm) | 0.0 | - | 0.0 |
| WATER (gal) | 37000.0 | - | 39000.0 |

ACCOUNT PROBLEMS

- 1 x Suspect Demand Charge
- 1 x Late Fees
- 1 x Multiple Meters
- 1 x Paying Sales or Utility Tax, But Not Both
- 1 x Water Spikes

MESSAGES

Is this bill looking a little too high? We can help with that. We have already identified one or more problems with your GRU account. Listed above are the types of problems that we found. For a more detailed analysis, visit us on the web at www.GRUwhypaymore.com, or call us at 352-328-8322 to set up a risk free consultation. Let us help you save money!

Meter reads

Meter : E017289083 Type: ET3B4A
cycle : 2015-03-16 to 2015-04-03
Amount [kW]: 0.0

Meter : E017289083 Type: ET3B4A
cycle : 2015-04-04 to 2015-05-05
Amount [kW]: 316.0

Meter : E017289083 Type: ET3B4A
cycle : 2015-05-06 to 2015-06-03
Amount [kW]: 359.0

Meter : E017289083 Type: ET3B4A
cycle : 2015-06-04 to 2015-07-06
Amount [kW]: 349.0

Meter : E017289083 Type: ET3B4A
cycle : 2015-07-07 to 2015-08-05
Amount [kW]: 345.0

Meter : E017289083 Type: ET3B4A
cycle : 2015-08-06 to 2015-09-03
Amount [kW]: 339.0

Meter : E017289083 Type: ET3B4A
cycle : 2015-09-04 to 2015-10-05
Amount [kW]: 339.0

Meter : E017289083 Type: ET3B4A
cycle : 2015-10-06 to 2015-10-30
Amount [kW]: 318.0

Meter : E018543398 Type: ET3B4A

PARTNER [REDACTED]

ROUTE: [REDACTED]

Cash Security Deposit on File is \$0.00

ACCOUNT SUMMARY

Current Month Charges: \$ 1,244.92
 Adjustments & Service Charges \$ 0.00
 Balance Forward: \$ 0.00

TOTAL AMOUNT DUE \$ 1,244.92 DUE BY 09/20/2018

SUMMARY OF SERVICES

UTILITIES (See reverse for details about your utility charges.)

| | |
|------------------------------------|----------------------|
| Electric | \$ 12,113.82 |
| Gas | \$ 112.48 |
| Water | \$ 93.35 |
| Wastewater | \$ 135.10 |
| Total Utility Charge | \$ 12,454.75 |
| Florida Gross Receipts Tax | \$ 219.70 |
| County Utility Tax | \$ -4,011.04 |
| Sales Tax | \$ -3,780.57 |
| Surcharges | \$ -3,637.92 |
| Total Taxes and Surcharges | \$ -11,209.83 |
| TOTAL CURRENT MONTH CHARGES | \$ 1,244.92 |

PREVIOUS BILL ACTIVITY

| | |
|-----------------------------------|----------------|
| Previous Balance | \$ 20,003.27 |
| Payment Amount (Date: 07/30/2018) | \$ -20,003.27 |
| BALANCE FORWARD | \$ 0.00 |

If you need help paying your bill, call GRU Customer Service or the United Way of North Central Florida helpline at 2-1-1.

AVERAGE DAILY CONSUMPTION

| Service | Meter | This Month | Last Month | Last Year |
|--------------------------------|------------|------------|------------|-----------|
| DEMAND | [REDACTED] | 26.00 | 0.00 | 0.00 |
| DEMAND | [REDACTED] | 26.00 | 0.00 | 0.00 |
| DEMAND | [REDACTED] | 26.00 | 0.00 | 0.00 |
| DEMAND | [REDACTED] | 26.00 | 0.00 | 0.00 |
| DEMAND | [REDACTED] | 26.00 | 0.00 | 0.00 |
| DEMAND | [REDACTED] | 26.00 | 0.00 | 0.00 |
| DEMAND | [REDACTED] | 26.00 | 0.00 | 0.00 |
| DEMAND | [REDACTED] | 17.00 | 20.00 | 0.00 |
| DEMAND | [REDACTED] | 17.00 | 20.00 | 0.00 |
| DEMAND | [REDACTED] | 17.00 | 20.00 | 0.00 |
| DEMAND | [REDACTED] | 17.00 | 20.00 | 0.00 |
| ELECTRIC | [REDACTED] | 80.00 | 0.00 | 0.00 |
| ELECTRIC | [REDACTED] | 80.00 | 0.00 | 0.00 |
| ELECTRIC | [REDACTED] | 80.00 | 0.00 | 0.00 |
| ELECTRIC | [REDACTED] | 80.00 | 0.00 | 0.00 |
| ELECTRIC | [REDACTED] | 80.00 | 0.00 | 0.00 |
| ELECTRIC | [REDACTED] | 80.00 | 0.00 | 0.00 |
| ELECTRIC | [REDACTED] | 80.00 | 0.00 | 0.00 |
| ELECTRIC | [REDACTED] | 196.81 | 169.25 | 0.00 |
| ELECTRIC | [REDACTED] | 196.81 | 169.25 | 0.00 |
| ELECTRIC | [REDACTED] | 196.81 | 169.25 | 0.00 |
| ELECTRIC | [REDACTED] | 196.81 | 169.25 | 0.00 |
| GAS | [REDACTED] | 3.21 | 3.70 | 0.00 |
| WATER | [REDACTED] | 0.72 | 4.76 | 0.00 |
| AVERAGE TEMPERATURE (High/Low) | | 70/45 | 0/0 | 0/0 |
| MONTHLY RAINFALL (inches) | | 2.58 | 0.00 | 0.00 |

SERVICE AGREEMENT: Use or consumption of services rendered by this City shall constitute an agreement by the consumer with the City to abide by the rules of the City with regard to its utility service, including, but not limited to prevailing ordinances and policies of this City and its departments.
 A 1.5% late fee will be charged for new charges not paid by 7 P.M. on your due date. Service disconnection may result from past due balances.

MESSAGES

CURRENT CHARGES INCLUDE CORRECTION(S) FOR PREVIOUS UTILITY CHARGES

THANK YOU FOR YOUR PAYMENT

Energy savings tip: Install occupancy sensors on lights in conference rooms and break rooms to save 45-60 percent on lighting costs in those rooms.

Please tear off this portion and return it with your payment in the enclosed envelope.

GRU Gainesville Regional Utilities
 301 S.E. 4 Avenue
 Gainesville FL 32601

ACCOUNT# [REDACTED]

Please write account number on check and make check payable to: **GRU**

Payment Amount

Or pay online at www.gru.com

Current month charges due by
 7pm on 09/20/2018

TOTAL AMOUNT DUE

\$ 1,244.92

Sign up for eBill, GRU's free online paperless billing service, at gru.com/ebill

GAINESVILLE REGIONAL UTILITIES

000006

PL : 6 (BILLING / Seq#6)




Electric Service Details

| Meter Number | METER READING DATES | | Meter Read | Days of Service | METER READINGS | | Meter Multiplier | Electric Consumption | Peak Demand | Next Meter Read on or About |
|--------------|---------------------|------------|------------|-----------------|----------------|---------|------------------|----------------------|-------------|-----------------------------|
| | Previous | Present | Type | | Previous | Present | | | | |
| [REDACTED] | 07/11/2018 | 08/08/2018 | ACTUAL | 29 | 9057 | 11461 | 40 00000 | 96,160 kWh | 302 kW | 09/07/2018 |
| [REDACTED] | 06/08/2018 | 07/10/2018 | ACTUAL | 33 | 6215 | 9057 | 40 00000 | 0 kWh | N/A | 09/07/2018 |
| [REDACTED] | 05/09/2018 | 06/07/2018 | ACTUAL | 30 | 3503 | 6215 | 40 00000 | 0 kWh | N/A | 09/07/2018 |
| [REDACTED] | 04/10/2018 | 05/08/2018 | ACTUAL | 29 | 1648 | 3503 | 40 00000 | 0 kWh | N/A | 09/07/2018 |
| [REDACTED] | 03/08/2018 | 04/09/2018 | ACTUAL | 33 | 310 | 1648 | 40 00000 | 0 kWh | N/A | 09/07/2018 |
| [REDACTED] | 02/09/2018 | 03/07/2018 | ACTUAL | 27 | 30 | 310 | 40 00000 | 0 kWh | N/A | 09/07/2018 |
| [REDACTED] | 01/25/2018 | 02/08/2018 | ACTUAL | 15 | 0 | 30 | 40 00000 | 0 kWh | N/A | 09/07/2018 |
| [REDACTED] | 04/10/2018 | 04/25/2018 | ACTUAL | 16 | 27034 | 27069 | 1.00000 | 0 kWh | N/A | 09/07/2018 |
| [REDACTED] | 03/08/2018 | 04/09/2018 | ACTUAL | 33 | 26596 | 27034 | 1.00000 | 0 kWh | N/A | 09/07/2018 |
| [REDACTED] | 02/09/2018 | 03/07/2018 | ACTUAL | 27 | 24193 | 26596 | 1.00000 | 0 kWh | N/A | 09/07/2018 |
| [REDACTED] | 01/09/2018 | 02/08/2018 | ACTUAL | 31 | 18092 | 24193 | 1.00000 | 0 kWh | N/A | 09/07/2018 |

Description

| | Usage | Rate | Amount Billed |
|--------------------------------------|---------|-----------|---------------------|
| ELECTRIC CUSTOMER CHARGE | | \$ 100.00 | \$ 100.00 |
| ENERGY USE | 96,160 | \$ 0.0601 | \$ 5,779.22 |
| ELECTRIC DEMAND | 302 | \$ 9.5000 | \$ 2,869.00 |
| ELECTRIC FUEL ADJUSTMENT | 96,160 | \$ 0.0350 | \$ 3,365.60 |
| FLORIDA GROSS RECEIPTS TAX | | | \$ 310.61 |
| From 07/11/2018 To 08/08/2018 | | | |
| | | | \$ 12,424.43 |
| ENERGY USE | 113,680 | \$ 0.1202 | \$ 13,664.16 |
| ELECTRIC FUEL ADJUSTMENT | 113,680 | \$ 0.0350 | \$ 3,978.80 |
| ELECTRIC FUEL ADJUSTMENT | 113,680 | \$ 0.0350 | \$ -3,978.80 |
| ELECTRIC SURCHARGE | | | \$ -1,048.58 |
| FLORIDA GROSS RECEIPTS TAX | | | \$ -26.89 |
| COUNTY ELEC UTIL TAX | | | \$ -1,156.12 |
| ELECTRIC STATE SALES TAX | | | \$ -1,080.03 |
| ELECTRIC WILD SPACES SURTAX | | | \$ -25.00 |
| From 06/08/2018 To 07/10/2018 | | | |
| | | | \$ -3,336.62 |
| ENERGY USE | 108,480 | \$ 0.1202 | \$ 13,033.76 |
| ELECTRIC FUEL ADJUSTMENT | 108,480 | \$ 0.0350 | \$ 3,796.80 |
| ELECTRIC FUEL ADJUSTMENT | 108,480 | \$ 0.0350 | \$ -3,796.80 |
| ELECTRIC SURCHARGE | | | \$ -998.52 |
| FLORIDA GROSS RECEIPTS TAX | | | \$ -25.60 |
| COUNTY ELEC UTIL TAX | | | \$ -1,100.93 |
| ELECTRIC STATE SALES TAX | | | \$ -1,029.02 |
| ELECTRIC WILD SPACES SURTAX | | | \$ -25.00 |
| From 05/09/2018 To 06/07/2018 | | | |
| | | | \$ -3,179.07 |
| ENERGY USE | 74,200 | \$ 0.1202 | \$ 8,918.80 |
| ELECTRIC FUEL ADJUSTMENT | 74,200 | \$ 0.0350 | \$ 2,597.00 |
| ELECTRIC FUEL ADJUSTMENT | 74,200 | \$ 0.0350 | \$ -2,597.00 |
| ELECTRIC SURCHARGE | | | \$ -800.70 |
| FLORIDA GROSS RECEIPTS TAX | | | \$ -20.53 |
| COUNTY ELEC UTIL TAX | | | \$ -882.83 |
| ELECTRIC STATE SALES TAX | | | \$ -794.05 |
| ELECTRIC WILD SPACES SURTAX | | | \$ -25.00 |
| From 04/10/2018 To 05/08/2018 | | | |
| | | | \$ -2,523.11 |
| ENERGY USE | 53,520 | \$ 0.1202 | \$ 6,431.20 |
| ELECTRIC FUEL ADJUSTMENT | 53,520 | \$ 0.0350 | \$ 1,873.20 |
| ELECTRIC FUEL ADJUSTMENT | 53,520 | \$ 0.0350 | \$ -1,873.20 |
| ELECTRIC SURCHARGE | | | \$ -617.78 |
| FLORIDA GROSS RECEIPTS TAX | | | \$ -15.84 |
| COUNTY ELEC UTIL TAX | | | \$ -681.15 |
| ELECTRIC STATE SALES TAX | | | \$ -603.58 |
| ELECTRIC WILD SPACES SURTAX | | | \$ -25.00 |
| From 03/08/2018 To 04/09/2018 | | | |
| | | | \$ -1,943.35 |
| ENERGY USE | 11,200 | \$ 0.1202 | \$ 1,346.24 |
| ELECTRIC FUEL ADJUSTMENT | 11,200 | \$ 0.0350 | \$ 392.00 |
| ELECTRIC FUEL ADJUSTMENT | 11,200 | \$ 0.0350 | \$ -392.00 |
| ELECTRIC SURCHARGE | | | \$ -158.25 |
| FLORIDA GROSS RECEIPTS TAX | | | \$ -4.06 |



Continued On Next Page

Customer Inquiries

| | | | |
|------------------------|----------------|-----------------------------|----------------|
| Customer Service | (352) 334-3434 | Nationwide Toll-free Number | 1-800-818-3436 |
| Emergencies or Outages | (352) 334-2871 | Stormwater Service | (352) 334-5070 |
| | | Solid Waste Service | (352) 334-2330 |

Payment Information

Make checks payable to GRU; return stub and check to: P.O. Box 147051, Gainesville, FL 32614-7051. You may also pay your bill online, by phone at 1-866-269-2881 or at a convenient location in your neighborhood. Visit www.gru.com for details.

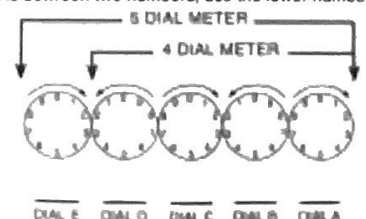
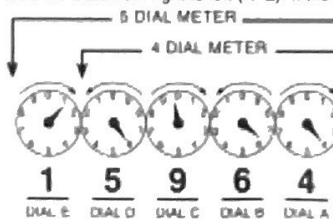
Lobby 8 AM - 5 PM: M, T, Th, F and 9 AM - 5 PM: W

Drive-thru 7:30 AM - 6 PM: M - F

Night depository payments will be posted the next business day if received after 3:30 PM weekdays.


HOW TO READ YOUR METER

Read the dials from right to left (A - E). If the dial hand is between two numbers, use the lower number.




Description

| Description | Usage | Rate | Amount Billed |
|--|-------|-----------|---------------|
| COUNTY ELEC UTIL TAX | | | \$ -174.48 |
| ELECTRIC STATE SALES TAX | | | \$ -148.51 |
| ELECTRIC WILD SPACES SURTAX | | | \$ -10.68 |
| [REDACTED] From 02/09/2018 To 03/07/2018 | | | \$ -49.98 |
| ENERGY USE, TIER 1 (1 - 1500 kWh) | 1,200 | \$ 0.1780 | \$ 213.60 |
| ELECTRIC FUEL ADJUSTMENT | 1,200 | \$ 0.0350 | \$ 42.00 |
| ELECTRIC FUEL ADJUSTMENT | 1,200 | \$ 0.0350 | \$ -42.00 |
| ELECTRIC SURCHARGE | | | \$ -14.09 |
| FLORIDA GROSS RECEIPTS TAX | | | \$ -0.36 |
| COUNTY ELEC UTIL TAX | | | \$ -15.53 |
| ELECTRIC STATE SALES TAX | | | \$ -13.71 |
| ELECTRIC WILD SPACES SURTAX | | | \$ -0.99 |
| [REDACTED] From 01/25/2018 To 02/08/2018 | | | \$ -44.68 |
| Subtotal for meter [REDACTED] | | | \$ 901.62 |
| -- PAD, IC 3/18 | | | |



Description

| Description | Usage | Rate | Amount Billed |
|--|-------|-----------|---------------|
| ENERGY USE, TIER 1 (1 - 1500 kWh) | 36 | | \$ 6.41 |
| ELECTRIC FUEL ADJUSTMENT | 36 | | \$ 1.23 |
| ELECTRIC FUEL ADJUSTMENT | 36 | | \$ -1.23 |
| [REDACTED] From 04/10/2018 To 04/26/2018 | | | \$ |
| ENERGY USE, TIER 1 (1 - 1500 kWh) | 438 | \$ 0.1780 | \$ 77.96 |
| ELECTRIC FUEL ADJUSTMENT | 438 | \$ 0.0350 | \$ 15.33 |
| ELECTRIC FUEL ADJUSTMENT | 438 | \$ 0.0350 | \$ -15.33 |
| [REDACTED] From 03/08/2018 To 04/09/2018 | | | \$ |
| ENERGY USE, TIER 1 (1 - 1500 kWh) | 1,500 | \$ 0.1780 | \$ 267.00 |
| ENERGY USE, TIER 2 (OVER 1500 kWh) | 903 | \$ 0.2440 | \$ 220.32 |
| ELECTRIC FUEL ADJUSTMENT | 2,403 | \$ 0.0350 | \$ 84.11 |
| ELECTRIC FUEL ADJUSTMENT | 2,403 | \$ 0.0350 | \$ -84.11 |
| [REDACTED] From 02/09/2018 To 03/07/2018 | | | \$ |
| ENERGY USE, TIER 1 (1 - 1500 kWh) | 1,500 | \$ 0.1780 | \$ 267.00 |
| ENERGY USE, TIER 2 (OVER 1500 kWh) | 4,601 | \$ 0.2440 | \$ 1122.44 |
| ELECTRIC FUEL ADJUSTMENT | 6,101 | \$ 0.0350 | \$ 213.54 |
| ELECTRIC FUEL ADJUSTMENT | 6,101 | \$ 0.0350 | \$ -213.54 |
| [REDACTED] From 01/09/2018 To 02/08/2018 | | | \$ |
| Subtotal for meter [REDACTED] | | | \$ |
| -- TEMPORARY POWER | | | |
| Total for Electric Service Details | | | \$ 901.62 |



Gas Service Details

| Gas Service Details | | | | | | | | | | | |
|-------------------------------|---------------------|------------|-----------------|-----------------|----------------|--|------------------|------------|-----------------|-----------------------------|--|
| Meter Number | METER READING DATES | | Meter Read Type | Days of Service | METER READINGS | | Meter Multiplier | BTU Factor | Gas Consumption | Next Meter Read on or About | |
| | Previous | Present | | | Previous | Present | | | | | |
| | 07/11/2018 | 08/08/2018 | ACTUAL | 29 | 271 | 362 | 1.00000 | 1.02400 | 93 Therms | 09/07/2018 | |
| Description | Usage | | | Rate | Amount Billed | | | | | | |
| NATURAL GAS CUSTOMER CHG | | | | \$ 45.00 | \$ 45.00 | | | | | | |
| NATURAL GAS USE | 93 | \$ 0.4400 | \$ 40.92 | | | <div>Therms</div> <div><div></div><div></div><div></div><div></div><div></div></div> | | | | | |
| MANUFACTURED GAS PLANT REC | 93 | \$ 0.0556 | \$ 5.17 | | | | | | | | |
| PURCHASED GAS ADJUSTMENT | 93 | \$ 0.2300 | \$ 21.39 | | | | | | | | |
| FLORIDA GROSS RECEIPTS TAX | | | | \$ 2.37 | | | | | | | |
| Total for Gas Service Details | | | | \$ 114.85 | | | | | | | |



Water and Wastewater Service Details

| Meter Number | METER READING DATES | | Meter Read Type | Days of Service | METER READINGS | | Meter Multiplier | Water Consumption | Wastewater Consumption | Next Meter Read on or About |
|--|---------------------|---------|-----------------|-----------------|----------------|---------|------------------|-------------------|------------------------|-----------------------------|
| | Previous | Present | ACTUAL | 29 | Previous | Present | 1.00000 | 21 kGals | 20 kGals | 09/07/2018 |
| | | | Usage | Rate | Amount Billed | | | | | |
| Description | | | | | | | | | | |
| WATER CUSTOMER CHARGE | | | | \$ 12.50 | \$ 12.50 | | | | | |
| WATER USE | | | 21 | \$ 3.8500 | \$ 80.85 | | 200 | | | |
| WASTEWATER CUSTOMER CHARGE | | | | \$ 9.10 | \$ 9.10 | | 150 | | | |
| WASTEWATER BILLING | | | 20 | \$ 6.3000 | \$ 126.00 | | 100 | | | |
| Total for Water and Wastewater Service Details | | | | | \$ 228.45 | | | | | |

