

FLY ACES 
• BORN TO FLY

2024/25 MEDIA GUIDE



@MelbourneAces   

2019-20 & 2020-21 ABL CHAMPIONS



CONTACT THE ACES


AddressMelbourne Ballpark Merton Street Laverton VIC 3028
Telephone(03) 8360 9371
Websitemelbourneaces.com.au
Email.....admin@melbourneaces.com.au
Team ColorsRed, Navy & White
MascotMaverick

FRONT OFFICE

ChairmanBrett Ralph
General ManagerJustin Huber
Assistant General ManagerLuke Searle
Marketing and Events ManagerMelissa Orr
Broadcasters/Media RelationsMax Tanzer, Ed Wyatt
PA AnnouncerTony Schibeci
Baseball OperationsMick Wearne
Executive Officer.....Roger Sidhom
Box Office.....Zak Muraca

FIELD STAFF

ManagerJon Deeble
Pitching CoachPeter Moylan
1st Base CoachDamian Shanahan
3rd Base CoachScott Meager
Assistant Coach.....Keli'l Zablan
Assistant Coach.....Tim Ballard



MERTON ST, ALTONA MEADOWS VIC 3028

Melbourne Ballpark, also known as the State Baseball Softball Centre, is located in Altona, 15 minutes from the Melbourne CBD. While the stadium originally opened in 1989, upgrades took place ahead of the Aces 2012/13 season -- when the team moved to the baseball-only venue from the Melbourne Showgrounds. Melbourne Ballpark and the Aces hosted the Australian Baseball League All-Star Game six years in a row from 2012 to 2017.

In the original Australian Baseball League, Melbourne Ballpark hosted the Melbourne Monarchs until 1998. After that, the stadium was called home by the Victoria Aces and used by Baseball Victoria for Baseball Victoria Summer League night games.

When the Aces moved to the new ballpark, many renovations were made. These included upgraded changing rooms for the players, new corporate boxes at the ground level, expanded dugouts, a new outfield fence (moved in 10m from the previous dimensions), re-leveled and re-seeded outfield grass and a new synthetic infield surface that allowed for metal cleats to be worn. While the infield and foul territory around the infield are synthetic, the pitcher's mound, the area around home plate and the area surrounding each of the three bases is dirt.

Ahead of the 2019/20 season, more upgrades were made to the ballpark as led by new owners Brett and Shaun Ralph. For the Aces first seven seasons at Melbourne Ballpark, the field did not have a warning track. In October 2019, a dirt track was added in front of the outfield fence and along the grass in foul territory on the edge of the synthetic infield. Additionally, new padded seats were installed and much of the stadium was re-painted with new banners hung. A state-of-the-art sound system was also installed along with a new video board in right-centre field. After the championship season ended, the landscaping around the stadium was revamped. More padded seats were added below the press box, the party deck above first base was renovated and a new beer garden section was added down the right-field line.

The Aces continue to work on major projects, which in 2024 include renovations to the cantine, merchandise area, and indoor training venue.

BALLPARK HISTORY

OPENING DATE	January 1990
FIRST ACES GAME	Friday, 9 Nov. '12 vs. Adelaide (Won 5-1, Elliott Biddle Walk-Off Grand Slam)
LEFT-FIELD POLE MEASUREMENT	300 feet (91m)
LEFT-CENTRE MEASUREMENT	345 feet (105m)
STRAIGHTAWAY CENTRE MEASUREMENT	370 feet (113m)
RIGHT-CENTRE MEASUREMENT	345 feet (105m)
RIGHT FIELD POLE MEASUREMENT	300 feet (91m)
FENCE HEIGHTS	2.5m; 1.5m in corners
BALLPARK CAPACITY	3,900; 2,400 Fixed Seats
BALLPARK OWNER	State Government of Victoria
SIZE OF VIDEO BOARD (SCREEN)	11m x 6m
PLAYING SURFACE.....	Synthetic infield, dirt around bases, natural grass outfield
ELEVATION.....	14m (46ft)
PRIMARY TENANTS	Melbourne Aces, Baseball and Softball Victoria



BROADCAST INFO

WHERE TO WATCH

The Melbourne Aces are excited to live stream every home game of the 2023/24 ABL season on the official Aces YouTube channel. Search “Melbourne Aces” on YouTube to watch all 20 games played at Melbourne Ballpark, and each Aces broadcast will also be archived on YouTube to watch at your convenience. Each production is partnered with Sports Cast Australia.

BROADCASTERS

MAX TANZER:

Max Tanzer is an American broadcaster who will begin his first year with the Aces during the 2024/25 season. Born in Seattle, Washington, he has traveled across the United States to call baseball, softball, basketball, and volleyball games, including stints in New York, North Dakota, Massachusetts, and Florida. Max spent the 2024 season with Tampa Bay Rays providing research and assisting with production for Tampa Bay Rays Radio broadcasts. In recent years, he's also served as a play-by-play voice for the Bourne Braves of the Cape Cod Baseball League and Fort Myers Mighty Mussels (Low-A) of the Minnesota Twins organization. He graduated from Ithaca College in the winter of 2022 with a degree in Sports Media and Journalism. In his free time, he enjoys going to the beach, editing videos, and watching movies.



ED WYATT:

Ed Wyatt is an American-born writer and broadcaster who has worked in Melbourne since 2000. Ed's media career began in Seattle, where he won Emmy awards for his writing on the Almost Live! comedy show that featured Bill Nye the Science Guy and actor Joel McHale. Ed later moved to Los Angeles and helped launch Fox Sports World, the USA's first-ever international sports network. After landing in Australia in late 1999, Ed was hired as the Sports Bureau Chief for SBS Sport in Melbourne, covering all domestic sports and hosting the nationwide telecast of the Super Bowl for seven years. Ed has been associated with the Australian Baseball League since 2011, calling games on radio, television and livestream and was part of the broadcast team for the 2014 and 2015 ABL Championship Series on ESPN and MLB Network. Ed has also worked with NBL basketball teams -- the South Dragons and Southeast Melbourne Phoenix and is currently part of the award-winning content team at Sportsbet. He is a graduate of Stanford University and lives in Melbourne with his wife, Michelle, and son, Sam. He is still waiting for his beloved Seattle Mariners to make the World Series.





LIFE MEMBERS

The Melbourne Aces have awarded life memberships to individuals who have contributed to the longevity and success of the organization and the Aces thank them for their dedicated support and service.

Josh Davies: Josh was the first Melbourne Aces player to reach 200 career games played with the Aces, having played between 2010 and 2016. He has a lifetime .266 batting average with 20 home runs and 111 RBIs over 235 games and 854 total at-bats. Davies' 235 games are ranked 2nd all-time for a Melbourne hitter, behind Darryl George's 287.

Brad Harman: Brad is Melbourne's all-time leader in home runs, with 39 over his career from 2011-2016. Harman was also Melbourne's all-time leader in RBIs before Darryl George passed him last season. He ranks third all-time in games played among Aces hitters, playing in 228 across six seasons. He owns a lifetime .252 average with 123 walks -- the most all-time among Aces hitters. Harman reached Major League Baseball with the Philadelphia Phillies, recording an MLB hit in 2008.

Mick Wearne: The father of Aces alumni Scott and Simone (who became the first female and youngest person ever inducted into the Baseball Australia Hall of Fame in 2012), Mick has been a stalwart of the Melbourne Aces community for years. From the day the Aces moved in, his business - Wearne Builders - has been responsible for the numerous upgrades and improvements to Melbourne Ballpark over the years. These upgrades include revamped corporate boxes and a new home run fence among many others throughout the facility. Mick has been involved in the baseball operations with the Aces from the club's third season, and his tireless volunteer work throughout the years was recognized when he was awarded life membership with the club in 2016.

Gary O'Brien: Gary O'Brien has been a foundation member and show great dedication to the Melbourne Aces. Gary became an Aces Life Member when he made a significant donation to the Breast Cancer Foundation during the Aces fundraising day in 2012.





COACHING STAFF

MANAGER - JON DEEBLE

BORN: 18 May 1962 (Melbourne, Victoria)

SEASON WITH ACES: 8th

Jon Deeble returns to the Aces for his sixth season as manager and eighth season overall.

Deeble was named the fourth manager in franchise history on 23 August 2016. He is the Aces' all-time winningest manager, going 110-90. The Melbourne native has led the Aces to the postseason in each of his five seasons at the helm, and played a significant role in the club's back-to-back championships at the turn of the decade.

Deeble was a longtime manager of Team Australia, leading the team in the 2000 and 2004 Olympics which included a silver medal finish at Athens 2004. Deeble also managed Australia in the 2001, 2005, 2007, 2009 and 2011 Baseball World Cups and the 2006, 2009, 2013 and 2017 World Baseball Classics. He was inducted into the Australian Baseball Hall of Fame in 2006, joining his father and fellow Australian Baseball legend Don Deeble.

Since 2016, Deeble has worked as the Director of Asian Pacific Scouting for the Los Angeles Dodgers. He just earned his 6th World Series ring after the Dodgers beat the New York Yankees in five games in October. He was previously a coordinator for the Boston Red Sox, scouting for the Pacific Rim region from 2001 to 2016. He also worked for the Florida Marlins from 1992 to 2001. While with the Red Sox, he was responsible for the club signing many Australian players and also helped the club sign Daisuke Matsuzaka and Hideki Okajima.

Deeble had a long playing career for the Team Australia from 1983-1995, pitching in the 1988 Olympics and winning an Australian Baseball League title with the Melbourne Monarchs in 1993. Deeble also managed in the minor leagues, first with the Gulf Coast League Marlins (1997-99, 2001), then with Low-A Utica in 2001 and Low-A Lowell in 2003.

Deeble returned as Aces manager entering 2023/24 in place of Peter Moylan, who had Deeble on staff the previous year. Deeble had initially retired from the club after his title in 2019/20.



WORLD SERIES CHAMPIONSHIPS IN SCOUTING CAREER:

Florida Marlins - 1997
Boston Red Sox - 2004, 2007, 2013
Los Angeles Dodgers - 2020, **2024**

ALL-TIME ACES MANAGERS

MANAGER	YEAR(S)	RECORD	WINNING PERCENTAGE
PHIL DALE	2010-2014	76-100	.432
TOMMY THOMPSON	2014/15	15-31	.362
JOE VAVRA	2015/16	20-35	.364
ALLAN DE SAN MIGUEL	2020/21	19-9	.679
PETER MOYLAN	2022/23	15-21	.417
JON DEEBLE	2016/17-19/20, 23/24	110-90	.550



PETER MOYLAN - PITCHING COACH

BORN: 2 December 1978 (Attadale, Western Australia)

SEASON WITH ACES: 7th

Peter Moylan returns to the Aces, once again as a pitching coach after he spent the 2022-23 season as manager of the club.

Pete Moylan is one of Australian baseball's great ambassadors. Originally from Attadale, he pitched in the Majors for 12 years, spending time with the Atlanta Braves, Kansas City Royals, and Los Angeles Dodgers.

Through 499 relief outings, the righty recorded a 3.10 ERA, the lowest of any qualified Australian hurler in big-league history. He also represented Australia and played for Deeble in the 2006 and 2017 World Baseball Classic tournaments.

Moylan began his professional career in the Minnesota Twins organization, signing as an amateur free agent at 17-years-old. After being released in 1998, he was out of baseball for eight seasons. His comeback began when he pitched in the 2006 World Baseball Classic where he re-established himself. Following the tournament, he was signed by the Atlanta Braves, and made his big-league debut the following April.

Across three ABL seasons (2015/16, 2016/17 and 2019/20) Moylan pitched in 16 games for the Aces and served as a player-coach in his last two seasons. Outside of the Aces and MLB, Moylan represented Australia at the 2006 and 2017 World Baseball Classics as well as the 2019 WBSC Premier 12. He also pitched professionally in China and the Czech Republic, along with every other level of the minor leagues in the USA.

While not coaching for the Aces in his post-playing career, he has made a name for himself in the media realm, where he serves as an analyst on the Atlanta Braves Pre and Post Game Shows, and regularly hosts and appears in Jomboy Media content.

Among Australian-Born MLB Players: 499 app. (3rd), 3.10 ERA (1), 324 K (3), 6.0 bWAR (3)



ORGANIZATION

2024/25 ACES

GRAEME LLOYD - BENCH COACH

BORN: 9 April 1967 (Geelong, Australia)

SEASON WITH ACES: 3rd

Graeme Lloyd returns for his third full season as bench coach for the Aces. The Australian Hall-of-Famer also served as pitching coach for Melbourne in the Melbourne Challenge Exhibition Series in 2022. Lloyds' career is synonymous with winning having earned a silver medal while playing for Deeble on the 2004 Olympic team in Athens.

Moreover, the southpaw pitched for 10 years in the big leagues where he won two World Series Championships with the New York Yankees in 1996 and 1998. His 568 relief appearances are the most of any Australian-born player in MLB history. With seven organizations, the Geelong native posted to a 4.04 and recorded 17 saves.

Lloyd's professional career got its start in January of 1988 when he signed with the Toronto Blue Jays as an amateur free agent at 21-years-old. After five years in Toronto's minor-league system, Lloyd was selected by the Philadelphia Phillies in the 1992 Rule-5 Draft, then traded to the Milwaukee Brewers in the same offseason.

He made his MLB debut for the Brewers at the age of 26, pitching to a 2.83 ERA over 63.2 innings. Throughout his career, he also appeared in Major-League games for the Yankees, Blue Jays, Montreal Expos, Florida Marlins, New York Mets, and Kansas City Royals.

In his postseason career, he was stellar, having allowed no runs over 13 outings (including five in the World Series) while allowing just two hits.

Among Australian-Born MLB Players: 568 app. (1st), 30 W (T-2), 304 K (4), 17 SV (3), 5.2 bWAR (4)



HISTORY & RECORDS



DAMIAN SHANAHAN - 1ST BASE COACH

BORN: 7 November 1963 (Melbourne, Victoria)

SEASON WITH ACES: 13th

A longtime figure in Victoria baseball, Shanahan returns to the Aces for his 13th season after joining the team in 2011/12.

Shanahan has served as a scout for the San Diego Padres since 2008 while also working for Baseball Victoria as the High Performance Manager. He's previously worked at the Victoria Institute of Sport and the Australian Institute of Sport as the head baseball coach.

SCOTT MEAGER - 3RD BASE COACH

BORN:

SEASON WITH ACES: 3rd

Scott Meager returns to Melbourne for his third season coaching with the Aces after he spent time as a first- and third-base coach in 2022/23. Scott has a wealth of experience in the field of sport and acquired a Master of Business in Sport Management in 2021.

Scott currently works as a Hospitality Operations Manager for Melbourne and Olympic Parks and has been a coach for Baseball Victoria since 2010. Scott first attended the University of Bridgeport, where he got a bachelor's degree of management in 2016. He earned his second degree from Deakin University.

KELI'L ZABLAN - ASSISTANT COACH

BORN: 4 October 1986 (Ewa Beach, Hawai'i, United States)

SEASON WITH ACES: 4th as Coach, 7th Overall

Keli'i Zablan returns to Melbourne for his fourth season on the coaching staff and seventh year with the team. Zablan grew up in Hawai'i and attended Southern Utah University before beginning his pro career with the River City Rascals of the Frontier League in 2010. He also pitched a scoreless inning for Melbourne during the 2015/16 season.

Zablan spent 2011 in the Seattle Mariners organization before returning to the Rascals in 2012 and 2013. Zablan joined the Aces in 2015 and appeared in 31 career games. Since May 2015 he's worked with Baseball Victoria and he's also had experience as a juniors coach with the Geelong Baseball Club.

TIM BALLARD - ASSISTANT COACH

BORN: 7 September 1958 (Fresno, California, United States)

SEASON WITH ACES: 4th

A scout in the Seattle Mariners organization since 2000 and longtime figure in Victorian baseball, Ballard enters his fourth season on the Aces coaching staff, helping with the pitchers.

Ballard spent two seasons in the Kansas City Royals organization, pitching in 65 games as a reliever in 1981 and 1982. He played collegiately at Arizona State University, Yavapai College (Prescott, Ariz.) and Fresno State University (Fresno, Calif.).

PRONUNCIATION GUIDE

Evan Rutckyj - RUT-Skee

Antonis Macias - Mah-SEE-iss

Pavin Parks - PAY-vin

Shawn Morimando - More-ih-MAN-doe

Declan Speirs - Spears

Jack Enciondo - En-see-ON-doe

Kyosuke Saito - Kee-yos-kay Sie-toe

Taito Takashima - Tie-toe Tah-kah-shima

Taiki Ono - Tie-ee-kee Oh-no



TAITO TAKASHIMA - RHP - NO. 1

BORN: 3 December 1999 (Akabira, Japan)

BATS/THROWS: Right/Right

HEIGHT/WEIGHT: 5-11, 176 lbs (181 cm, 80 kg)

SEASON WITH ACES: 1st

CAREER HIGHLIGHTS:

- Chosen with Orix's fifth pick of the 2023 NPB Draft
- Went to Hokkaido Takikawa Nishi High School

2024:

- Made NPB debut on 3/31 vs SoftBank (1 IP, 1 ER, 1K)
- Made first career start on 4/10 vs Rakuten (4.2 IP, 4 ER, 3 K)
- Slotted into rotation on 8/1 and made six starts to end the year (4.02 ERA/29.1 IP)
- Topped out at 6 IP (2x - 8/15 vs Rakuten, 8/22 vs Saitama)
- Allowed 6 ER over 38.2 IP (1.40 ERA) for Orix's minor-league affiliate in the Japan Western League



ORGANIZATION

2024/25 ACES

CAREER STATS

Year	Age	Tm	Lg	Lev	W	L	W-L%	ERA	G	GS	CG	SHO	SV	IP	H	R	ER	HR	BB	IBB	SO	HBP	BK	WP	BF	WHIP	H9	BB9	SO9
2024	24	Orix	JPPL	Fgn	2	2	0.5	4.02	21	9	0	0	0	56.0	50	27	25	3	20	0	30	4	0	1	238	1.25	8.0	3.2	4.8

HISTORY & RECORDS



AARON WHITEFIELD - OF - NO. 2

BORN: 2 September 1996 (Brisbane, QLD, Australia)

BATS/THROWS: Right/Right

HEIGHT/WEIGHT: 6-4, 210 lbs (193 cm, 95 kg)

SEASON WITH ACES: 3rd

CAREER HIGHLIGHTS:

- Signed minor-league contract with Minnesota Twins in May, 2015
- Made MLB debut on 25 July, 2020 with Twins
- Played three games for Angels in 2022, became fourth Australian-born player in team's history
- Play 584 games in affiliated ball over eight seasons
- Played for Australian National Team in 2017 and 2023 World Baseball Classics: (6 G, 4-14, 2B, 2 RBI, 4 BB, 2 SB)
- Began career playing fastpitch softball
- Won bronze medal with Australia's national softball team at the 2012 U-18 Men's Softball World Cup
- Father, John, played fastpitch softball for New Zealand's national team, and his mother, Nicole Molander, played softball in Queensland and for the Australian national team.



ABL CAREER:

- Has won three championships, all with Brisbane (2015-18)
- Two-Time League MVP (Helm's Award) winner (2016/17 w/ Brisbane, 2019/20 with Adelaide)
- Has played 238 games over seven seasons with Brisbane, Adelaide, and Melbourne
- 89 career stolen bases entering the season are the most all-time by any ABL player
- 254 career hits are 14th all-time by any ABL player
- Batted .282 in second season with Melbourne
- His 25 stolen bases over the last two seasons place him second all-time in Aces history, trailing just Darryl George by six

entering 2024/25

CAREER STATS

Year	Age	Tm	Lg	Lev	Aff	G	PA	AB	R	H	2B	3B	HR	RBI	SB	CS	BB	SO	BA	OBP	SLG	OPS	TB	HBP	SH	SF	IBB
2015	18	Twins	GULF	Rk	MIN	7	20	18	1	3	0	0	0	1	1	0	2	4	0.167	0.250	0.167	0.417	3	0	0	0	0
2015-16	18	Brisbane	AUBL	Fgn		25	72	70	15	22	7	0	1	5	2	1	1	16	0.314	0.324	0.457	0.781	32	0	1	0	0
2016	19	Twins	GULF	Rk	MIN	51	217	191	30	57	7	0	2	17	31	9	19	47	0.298	0.370	0.367	0.737	70	4	1	2	1
2016-17	19	Brisbane	AUBL	Fgn		39	169	157	34	53	12	0	4	15	20	3	10	37	0.338	0.379	0.490	0.869	77	1	0	1	0
2017	20	Cedar Rapids	MIDW	A	MIN	117	460	413	66	108	18	6	11	57	33	9	31	118	0.262	0.318	0.414	0.732	171	7	1	8	1
2017-18	20	Brisbane	AUBL	Fgn		30	121	106	25	31	8	0	2	11	10	7	13	29	0.293	0.364	0.425	0.788	45	0	0	2	0
2018	21	2 Teams	2 Lgs	A+-Rk	MIN	70	257	229	35	49	8	0	2	12	20	7	21	60	0.214	0.282	0.275	0.558	63	2	2	3	0
2018	21	Fort Myers	FLOR	A+	MIN	65	237	213	33	45	7	0	2	10	20	7	17	56	0.211	0.272	0.272	0.545	58	2	2	3	0
2018	21	Twins	GULF	Rk	MIN	5	20	16	2	4	1	0	0	2	0	0	4	4	0.250	0.400	0.313	0.713	5	0	0	0	0
2018-19	21	Adelaide	AUBL	Fgn		40	182	158	27	40	10	0	4	18	9	2	18	44	0.253	0.330	0.392	0.722	62	2	0	4	0
2019	22	2 Teams	2 Lgs	A+-AA	MIN	112	405	370	36	73	19	1	4	30	30	8	24	126	0.197	0.251	0.287	0.537	106	4	2	5	0
2019	22	Pensacola	SOUL	AA	MIN	31	110	102	9	14	2	1	0	8	5	0	4	37	0.137	0.174	0.177	0.351	18	1	1	2	0
2019	22	Fort Myers	FLOR	A+	MIN	81	295	268	27	59	17	0	4	22	25	8	20	89	0.220	0.279	0.328	0.607	88	3	1	3	0
2019-20	22	Adelaide	AUBL	Fgn		35	143	125	28	47	9	2	2	24	23	2	17	23	0.376	0.455	0.528	0.983	66	1	0	0	1
2020	23	MIN	AL	Maj	MIN	3	1	1	1	0	0	0	0	0	0	0	0	0	0.000	0.000	0.000	0.000	0	0	0	0	0
2021	24	Wichita	AACN	AA	MIN	111	450	397	62	102	12	4	6	58	36	12	42	112	0.257	0.327	0.353	0.680	140	3	1	7	1
2021-22	24	Caguas	PRWL	FgW		11	46	40	4	10	2	0	0	4	2	3	5	9	0.250	0.326	0.300	0.626	12	0	0	1	0
2022	25	Rocket City	SOUL	AA	LAA	79	344	301	56	79	18	3	9	38	29	10	36	93	0.263	0.343	0.432	0.775	130	3	0	4	1
2022-23	25	Melbourne	AUBL	Fgn		34	133	113	12	21	4	0	1	10	11	0	13	35	0.186	0.278	0.248	0.526	28	3	0	4	1
2022	25	LAA	AL	Maj	LAA	5	11	11	0	0	0	0	0	0	0	0	0	5	0.000	0.000	0.000	0.000	0	0	0	0	0
2023	26	2 Teams	AA	Ind		41	173	151	24	36	4	1	2	14	18	2	17	40	0.238	0.326	0.318	0.644	48	3	1	1	0
2023	26	Rocket City	SOUL	AA	LAA	37	118	105	15	20	5	0	3	13	12	2	12	47	0.191	0.280	0.324	0.604	34	1	0	0	0
2023-24	26	Melbourne	AUBL	Fgn		36	151	142	26	40	8	1	3	13	14	10	6	27	0.282	0.320	0.416	0.736	59	2	1	0	0
2023	26	Kansas City	AA	Ind		29	121	107	14	25	3	0	0	5	11	2	11	23	0.234	0.317	0.262	0.578	28	2	1	0	0
2023	26	Sioux Falls	AA	Ind		12	52	44	10	11	1	1	2	9	7	0	6	17	0.250	0.346	0.455	0.801	20	1	0	1	0
Majors (2 seasons)					Majors	8	12	12	1	0	0	0	0	0	0	0	0	5	0.000	0.000	0.000	0.000	0	0	0	0	0
All Levels (9 Seasons)						883	3473	3098	497	791	151	18	56	340	301	87	287	872	0.255	0.322	0.370	0.692	1146	36	10	42	6
ABL (7 seasons)					Foreign	239	971	871	167	254	58	3	17	96	89	25	78	211	0.292	0.352	0.424	0.776	369	9	2	11	2

ORGANIZATION

2024/25 ACES

HISTORY & RECORDS



MAX TRACEY - OF - NO. 3

BORN: 5 November, 1998 (Norcross, Georgia, USA)

BATS/THROWS: Right/Right

HEIGHT/WEIGHT: 6-1, 190 lbs (185 cm, 86 kg)

SEASON WITH ACES: 1st

2024:

- 2024/25 marks ABL debut
- This past season he batted .423 and slugged .621 with three homers and 20 stolen bases for the Winer Neustadt Diving Ducks, a team in Austria.

CAREER HIGHLIGHTS:

- Spent the next two seasons with the Adelaide Giants of the South Australia State League.
- Australian-American
- Played college ball at Savannah State (NCAA DII)
- Batted .370 with HR, 18 RBI, and 11 SB over two seasons
- Won Gold Glove in college as CF during Sophomore season
- Won JUCO World Series during Freshman season
- Pro Career began in 2022 with Santa Rosa of Pecos League
- Led Pecos League in Stolen Baseball in 2022 (28)
- Pecos League All-Star in both seasons



CAREER STATS

Year	Age	AgeDif	Tm	Lg	Lev	Aff	G	PA	AB	R	H	2B	3B	HR	RBI	SB	CS	BB	SO	BA	OBP	SLG	OPS	TB	HBP	SH	SF	IBB
2019	20	0.2	Gwinnett	SUNB	Smr		18	67	62	15	15	0	1	1	6	6	1	4	18	0.242	0.284	0.323	0.606	20	0	0	1	0
2020	21	-0.6	Savannah State	SIAC	NCAA		5	7	7	1	3	0	0	0	1	2	0	0	2	0.429	0.429	0.429	0.857	3	0	0	0	0
2021	22	0	Savannah State	SIAC	NCAA		15	54	47	12	17	3	0	1	17	9	0	7	10	0.362	0.444	0.489	0.934	23	0	0	0	0
2022	23	3.3	Bristol	APPY	Smr		7	29	25	7	6	1	0	1	2	3	0	3	8	0.240	0.310	0.400	0.710	10	0	0	1	0
2022	23		2 Teams	2 Lgs	Ind-Smr		43	195	168	42	60	8	0	3	29	28	3	24	42	0.357	0.441	0.458	0.899	77	2	0	1	0
2022	23	-2.1	Santa Rosa	PECO	Ind		36	166	143	35	54	7	0	2	27	25	3	21	34	0.378	0.464	0.469	0.932	67	2	0	0	0
			College (2 seasons)		College		20	61	54	13	20	3	0	1	18	11	0	7	12	0.370	0.443	0.482	0.924	26	0	0	0	0
			Other (2 seasons)		Other		61	262	230	57	75	8	1	4	35	34	4	28	60	0.326	0.401	0.422	0.823	97	2	0	2	0
			All Levels (4 Seasons)				81	323	284	70	95	11	1	5	53	45	4	35	72	0.335	0.409	0.433	0.842	123	2	0	2	0

ORGANIZATION

2024/25 ACES

HISTORY & RECORDS



JARED CRUZ - INF/OF - NO. 4

BORN: 29 March, 1995 (Melbourne, VIC, Australia)

BATS/THROWS: Right/Right

HEIGHT/WEIGHT: 6-1, 175 lbs (185 cm, 79 kg)

SEASON WITH ACES: 11th

2024:

- 2023/24 marked his tenth season with Melbourne
- Appeared in 3 games and went 1-for-4
- Played in games at 3B and LF

ACES CAREER:

- Atop of Aces All-Time Leader Boards: 177 GP (5th), 463 AB (8th), 94 H (10th), 125 TB (10th)
- Aces Breakout Player of the Year in 2016-17: .278, 5 XBH
- Has appeared in games at every position except Catcher and Pitcher

CAREER NOTES:

- Began professional career in 2014 with Braves organization
- Traded to Houston Astros in September of 2014
- Played 49 games two seasons at the rookie-level in both organizations: (.188/.260/.225, 12 RBI)



CAREER STATS

Year	Age	Tm	Lg	Lev	Aff	G	PA	AB	R	H	2B	3B	HR	RBI	SB	CS	BB	SO	BA	OBP	SLG	OPS	TB	GDP	HBP	SH	SF	IBB
2013-14	18	Melbourne	AUBL	Fgn		3	4	4	0	0	0	0	0	0	0	0	0	3	0.000	0.000	0.000	0.000	0	0	0	0	0	0
2014	19	Braves	GULF	Rk	ATL	24	75	66	4	12	2	0	0	4	1	0	7	14	0.182	0.267	0.212	0.479	14	3	1	0	1	0
2014-15	19	Melbourne	AUBL	Fgn		25	91	82	9	20	3	0	0	4	2	1	8	34	0.244	0.311	0.281	0.592	23	1	0	1	0	0
2015	20	Astros	GULF	Rk	HOU	25	80	72	5	14	3	0	0	8	1	1	6	25	0.194	0.253	0.236	0.489	17	1	0	1	1	0
2015-16	20	Melbourne	AUBL	Fgn		7	22	22	0	2	0	0	0	2	0	0	0	8	0.091	0.091	0.091	0.182	2	1	0	0	0	0
2016-17	21	Melbourne	AUBL	Fgn		33	101	90	11	25	3	1	1	10	2	2	9	32	0.278	0.350	0.367	0.717	33	2	1	1	0	0
2017-18	22	Melbourne	AUBL	Fgn		20	71	62	8	11	1	0	2	8	3	2	7	25	0.177	0.257	0.290	0.547	18	2	0	1	1	0
2018-19	23	Melbourne	AUBL	Fgn		33	78	74	5	9	1	0	2	10	2	0	3	25	0.122	0.156	0.216	0.372	16	1	0	1	0	0
2019-20	24	Melbourne	AUBL	Fgn		23	71	62	7	16	3	0	1	11	2	2	6	16	0.258	0.314	0.355	0.669	22	1	0	1	2	0
2020-21	25	Melbourne	AUBL	Fgn		19	38	32	3	6	0	0	0	4	0	0	5	12	0.188	0.297	0.188	0.485	6	3	0	1	0	0
2022-23	27	Melbourne	AUBL	Fgn		11	36	31	1	4	0	0	0	1	0	0	3	14	0.129	0.229	0.129	0.358	4	0	1	1	0	0
2023-24	28	Melbourne	AUBL	Fgn		3	5	4	2	1	0	0	0	0	0	0	1	2	0.250	0.400	0.250	0.650	1	0	0	0	0	0
Minors (2 seasons)						49	155	138	9	26	5	0	0	12	2	1	13	39	0.188	0.260	0.225	0.484	31	4	1	1	2	0
ABL (10 seasons)						177	517	463	46	94	11	1	6	50	11	7	42	171	0.203	0.271	0.270	0.541	125	11	2	7	3	0
All Levels (10 Seasons)						226	672	601	55	120	16	1	6	62	13	8	55	210	0.200	0.268	0.260	0.528	156	15	3	8	5	0



MITCHELL EDWARDS - C - NO. 5

BORN: 1 August, 1999 (Melbourne, VIC, Australia)

BATS/THROWS: Switch/Right

HEIGHT/WEIGHT: 5-11, 200 lbs (180 cm, 90 kg)

SEASON WITH ACES: 2nd

2023-2024:

- 2023/24 marked first season with Melbourne, and seventh in ABL
- Appeared in 21 games for the Aces: .273 AVG, .347 OBP, HR, 8 RBI
- Also played three games for Canberra: 1-for-9
- Between both clubs, he threw out 5 of 17 potential base stealers (29%)

ABL CAREER:

- Has played for Canberra, Sydney, Adelaide, and Melbourne over his seven ABL seasons
- Over 169 games, he's slashed .259/.319/.358, with 10 HR and 73 RBI
- Over his career, he's caught about 26% of potential base stealers
- Began ABL career in 2016/17 with Canberra
- At 17 years old, led all ABL catchers with .293 batting average with Sydney in 2017-18

CAREER NOTES:

- Signed as minor-league free agent with Philadelphia Phillies in June of 2018
- Over three seasons of affiliated-ball, he played 66 games: .232, 2 HR
- Reached High-A in 2021
- Represented Australia at the under-15 World Championships and under-15 World Championships and under-18 Championships
- Father John Edwards Played seven seasons in the Minnesota Twins and Colorado Rockies organizations and reached High-A
- He also played 39 games for the Aces in 2011/12



ORGANIZATION

2024/25 ACES

CAREER STATS

Year	Age	Tm	Lg	Lev	Aff	G	PA	AB	R	H	2B	3B	HR	RBI	SB	CS	BB	SO	BA	OBP	SLG	OPS	TB	GDP	HBP	SH	SF	IBB
2016-17	16	Canberra	AUBL	Fgn		3	3	2	0	0	0	0	0	0	0	0	1	0	0.000	0.333	0.000	0.333	0	1	0	0	0	
2017-18	17	Sydney	AUBL	Fgn		23	83	75	12	22	3	0	1	9	0	1	6	15	0.293	0.346	0.373	0.719	28	5	0	2	0	
2018	18	Phillies East	GULF	Rk	PHI	16	39	36	5	9	3	0	1	3	0	1	3	11	0.250	0.308	0.417	0.724	15	1	0	0	0	
2018-19	18	Adelaide	AUBL	Fgn		38	155	140	17	45	8	0	3	24	2	0	11	28	0.321	0.381	0.443	0.824	62	3	3	0	1	
2019	19	3 Teams	2 Lgs	A--Rk	PHI	36	114	101	10	19	2	1	1	8	0	0	12	31	0.188	0.272	0.257	0.529	26	2	0	0	1	
2019	19	Williamsport	NYPL	A-	PHI	17	63	57	5	9	1	0	0	1	0	0	6	18	0.158	0.238	0.175	0.414	10	1	0	0	0	
2019	19	Phillies East	GULF	Rk	PHI	13	37	31	3	7	1	0	1	7	0	0	5	10	0.226	0.324	0.355	0.679	11	0	0	0	1	
2019	19	Phillies West	GULF	Rk	PHI	6	14	13	2	3	0	1	0	0	0	0	1	3	0.231	0.286	0.385	0.670	5	1	0	0	0	
2019-20	19	Adelaide	AUBL	Fgn		26	91	84	5	18	4	0	0	9	0	0	6	15	0.214	0.275	0.262	0.537	22	4	1	0	0	
2020-21	20	Adelaide	AUBL	Fgn		20	56	54	4	10	0	0	2	9	0	0	2	13	0.185	0.214	0.296	0.511	16	3	0	0	0	
2021	21	2 Teams	2 Lgs	Rk-A	PHI	14	46	40	5	13	3	0	0	5	0	0	4	10	0.325	0.391	0.400	0.791	16	1	1	0	1	
2021	21	Clearwater	LASE	A	PHI	3	11	8	0	2	0	0	0	1	0	0	2	3	0.250	0.455	0.250	0.705	2	0	1	0	0	
2021	21	Phillies	FCL	Rk	PHI	11	35	32	5	11	3	0	0	4	0	0	2	7	0.344	0.371	0.438	0.809	14	1	0	0	1	
2022-23	22	Canberra	AUBL	Fgn		35	128	118	12	28	7	0	3	14	3	0	8	30	0.237	0.291	0.373	0.664	44	4	1	1	0	
2023	23	2 Teams	AUBL	Fgn		24	87	75	6	19	2	0	1	8	1	1	8	12	0.253	0.337	0.320	0.657	24	1	2	1	1	
2023-24	23	Canberra	AUBL	Fgn		3	11	9	0	1	0	0	0	0	0	0	1	1	0.111	0.273	0.111	0.384	1	0	1	0	0	
2023-24	23	Melbourne	AUBL	Fgn		21	76	66	6	18	2	0	1	8	1	0	7	10	0.273	0.347	0.349	0.695	23	1	1	1	1	
Minors (3 seasons)				Minors		66	199	177	20	41	8	1	2	16	0	1	19	52	0.232	0.307	0.322	0.629	57	4	1	0	2	
ABL (7 seasons)				Foreign		169	603	548	56	142	24	0	10	73	6	2	42	113	0.259	0.319	0.358	0.677	196	21	7	4	2	
All Levels (8 Seasons)						235	802	725	76	183	32	1	12	89	6	3	61	165	0.252	0.316	0.349	0.665	253	25	8	4	4	

HISTORY & RECORDS



ROBBIE GLENDINNING - INF - NO. 6

BORN: 6 October 1995 (Perth, WA, Australia)
BATS/THROWS: Right/Right
HEIGHT/WEIGHT: 6-0, 196 lbs (183 cm, 88 kg)
SEASON WITH ACES: 3rd

2024:

- Spent 2024 with Tabasco (3 G), Leon (19 G) and Durango (19 G) of the Mexican League
- Finished year with Durango
- Slashed .261/.357/.470 with 6 HR
- First season not playing affiliated baseball

ABL CAREER:

- Reached base at a .398 clip in 2023/24 to lead qualified players on team
- Career-high 30 walks matched the most of any Aces player in a single season
- Enters 2024/25 with 219 career hits - 19th most in ABL history
- Career 133 RBI are 18th most in ABL history
- Career .317 BA (782 PA) is third highest in ABL history with a minimum 400 PA
- Began ABL career with four seasons in Perth (2017/18-2020/21)

CAREER HIGHLIGHTS:

- Played for Team Australia in 2023 World Baseball Classic: (5 G, 6-for-20, 2 HR, 6 RBI, 3 BB, 1 SB)
- 1st HR of tournament was 3-Run Go-Ahead HR to give AUS a 5-4 lead in the seventh vs Korea.
- Drafted by the Pittsburgh Pirates in the 21st round of the 2017 MLB Amateur Draft out of the University of Missouri
- Began college career at North Iowa Area Community College before transferring to Missouri
- Set NIACC's single-season hits and doubles records as a freshman in 2015
- Rised as high as AAA - played 33 G for Triple-A Norfolk in Baltimore Orioles organization during 2023 season: .248/.331/.476, 6 HR
- Over five seasons in affiliated ball, he played for the Pirates, Orioles, Kansas City Royals, and Philadelphia Phillies organizations.



CAREER STATS

Year	Age	Tm	Lg	Lev	Aff	G	PA	AB	R	H	2B	3B	HR	RBI	SB	CS	BB	SO	BA	OBP	SLG	OPS	TB	HBP	SH	SF	IBB	
2017	21	West Virginia	NYPL	A-	PIT	29	119	96	10	19	3	0	0	6	2	3	17	41	0.198	0.342	0.229	0.571	22	4	2	0	0	
2017-18	21	Perth	AUBL	Fgn		21	98	87	22	29	6	0	3	17	4	0	10	26	0.333	0.408	0.506	0.914	44	1	0	0	0	
2018	22	2 Teams	2 Lgs	A-A-	PIT	59	225	194	30	52	12	2	2	29	2	4	26	56	0.268	0.360	0.381	0.742	74	2	3	0	0	
2018	22	West Virginia	SALL	A	PIT	34	125	110	16	31	4	1	2	18	1	3	13	28	0.282	0.358	0.391	0.749	43	0	2	0	0	
2018	22	West Virginia	NYPL	A-	PIT	25	100	84	14	21	8	1	0	11	1	1	13	28	0.250	0.364	0.369	0.733	31	2	1	0	0	
2018-19	22	Perth	AUBL	Fgn		28	123	99	18	36	9	0	3	25	0	0	21	27	0.364	0.467	0.546	1.013	54	0	1	2	0	
2019	23	2 Teams	2 Lgs	AA-A+	PIT	101	391	346	43	103	23	2	13	57	8	3	38	115	0.298	0.368	0.488	0.856	169	2	2	3	1	
2019	23	Altoona	EL	AA	PIT	58	213	184	21	48	7	1	5	31	2	1	24	65	0.261	0.346	0.391	0.737	72	1	2	2	1	
2019	23	Bradenton	FLOR	A+	PIT	43	178	162	22	55	16	1	8	26	6	2	14	50	0.340	0.393	0.599	0.992	97	1	0	1	0	
2019-20	23	Perth	AUBL	Fgn		40	174	155	30	52	12	0	7	31	3	1	18	29	0.336	0.405	0.548	0.953	85	0	1	0	0	
2020-21	24	Perth	AUBL	Fgn		20	79	67	20	23	2	0	3	21	2	0	10	15	0.343	0.443	0.508	0.951	34	2	0	0	0	
2022	26	Northwest Arkansas	TL	AA	KCR	118	518	428	77	108	21	1	19	76	11	3	75	168	0.252	0.373	0.439	0.813	188	10	1	4	0	
2022-23	26	Melbourne	AUBL	Fgn		35	147	127	20	37	3	0	6	17	1	0	16	34	0.291	0.367	0.457	0.824	58	1	0	3	0	
2023	27	3 Teams	3 Lgs	AAA-AA	PHI	64	248	212	22	53	11	1	8	34	0	1	34	75	0.250	0.359	0.425	0.783	90	2	0	0	0	
2023	27	Norfolk	IL	AAA	BAL	33	118	105	15	26	6	0	6	16	0	0	12	41	0.248	0.331	0.476	0.807	50	1	0	0	0	
2023	27	Northwest Arkansas	TL	AA	KCR	26	110	91	6	22	3	1	2	16	0	1	18	28	0.242	0.373	0.363	0.735	33	1	0	0	0	
2023	27	Reading	EL	AA	PHI	5	20	16	1	5	2	0	0	2	0	0	4	6	0.313	0.450	0.438	0.888	7	0	0	0	0	
2023-24	27	Melbourne	AUBL	Fgn		40	161	130	21	34	7	0	5	22	1	1	30	39	0.262	0.398	0.431	0.828	56	0	0	1	0	
2024	28	3 Teams	MEX	Ind		41	156	134	22	35	10	0	6	23	0	1	20	51	0.261	0.357	0.470	0.827	63	0	2	0	0	
2024	28	Tabasco	MEX	Ind		3	6	6	0	0	0	0	0	0	0	0	0	2	0.000	0.000	0.000	0.000	0	0	0	0	0	
2024	28	Leon	MEX	Ind		19	65	55	11	14	7	0	3	12	0	0	9	21	0.255	0.359	0.546	0.905	30	0	1	0	0	
2024	28	Durango	MEX	Ind		19	85	73	11	21	3	0	3	11	0	1	11	28	0.288	0.381	0.452	0.833	33	0	1	0	0	
All Levels (8 Seasons)						654	2683	2279	372	637	133	8	82	388	41	20	350	739	0.280	0.380	0.453	0.832	1032	27	12	15	1	
ABL (6 seasons)						Foreign	183	782	665	131	211	39	0	27	133	11	2	105	170	0.317	0.410	0.498	0.908	331	4	2	6	0



PAVIN PARKS - INF/P - NO. 7

BORN: 24 December, 1998 (Akron, Ohio, USA)
BATS/THROWS: Left/Right
HEIGHT/WEIGHT: 6-1, 215 lbs (185 cm, 97 kg)
SEASON WITH ACES: 1st

2024:

- Began year with Evansville Otters: 54 G, .283, 9 HR, 42 RBI
- Pitched in 19 games and posted 3.80 ERA
- Finished year with Chicago Dogs of American Association: 20 G, .111, HR, 8 RBI
- Did not pitch for them

CAREER NOTES:

- 2024/25 marks his ABL debut
- Drafted by the San Diego Padres in the 24th Round of the 2018 MLB Amateur Draft, Opted to return to play his final season at Kent State University
- Drafted again in 36th round by the Detroit Tigers in the 2019 draft
- Played college baseball at Kent State
- Spent one season in the Tigers system - 11 G, 0-for-19...
4 App., 5 IP, 0 ER on the mound
- Has spent time in the Pioneer and Frontier independent leagues since 2021
- Played in Frontier League All-Star Game in 2022
- Named after pro golfer Corey Pavin, winner of the 1995 U.S. Open
- Played football, basketball, and baseball at Manchester HS



ORGANIZATION

2024/25 ACES

CAREER STATS

Year	Age	Tm	Lg	Lev	Aff	G	PA	AB	R	H	2B	3B	HR	RBI	SB	CS	BB	SO	BA	OBP	SLG	OPS	TB	GDP	HBP	SH	SF	IBB				
2016	19	Butler	PROS	Snr		35	77	63	7	9	0	0	3	5	2	2	12	19	0.143	0.299	0.286	0.584	18		2	0	0	1				
2017	20	Butler	PROS	Snr		49	184	162	25	48	9	6	3	23	12	4	19	38	0.296	0.372	0.482	0.853	78		1	1	1	2				
2017	20	Wisconsin	NWDS	Snr		6	14	13	0	2	0	0	0	0	0	1	1	4	0.154	0.214	0.154	0.368	2		0	0	0	0				
2018	21	Kent State	MAC	NCAA		53	238	179	48	51	11	5	7	52	5	3	54	49	0.285	0.458	0.520	0.978	93		4	0	1	2				
2018	21	Wareham	CCBL	Snr		22	94	81	7	17	4	0	1	13	3	0	13	24	0.210	0.319	0.296	0.615	24		0	0	0	0				
2019	22	Kent State	MAC	NCAA		54	250	206	37	56	13	0	11	44	5	5	36	40	0.272	0.382	0.495	0.877	102		3	1	4	2				
2019	22	Tigers West	GULF	Rk	DET	11	25	19	2	0	0	0	0	0	0	0	6	7	0.000	0.240	0.000	0.240	0	0	0	0	0	0				
2021	24	Ogden	PION	Ind		95	440	361	100	119	27	7	15	102	24	6	64	90	0.330	0.427	0.568	0.995	205		5	0	10	2				
2022	25	Tri-City	FRON	Ind		94	416	342	78	97	17	1	17	67	14	5	65	69	0.284	0.399	0.488	0.887	167		4	0	5					
2023	26	Tri-City	FRON	Ind		95	415	344	54	77	14	0	9	55	13	2	62	93	0.224	0.347	0.343	0.690	118		5	0	4					
2024	27	2 Teams	2 Lgs	Ind		74	295	247	38	59	12	0	10	50	12	3	37	77	0.239	0.336	0.409	0.745	101	3	3	0	8	0				
2024	27	Evansville	FRON	Ind		54	222	184	33	52	11	0	9	42	10	2	28	50	0.283	0.369	0.489	0.859	90	3	2	0	8					
2024	27	Chicago	AA	Ind		20	73	63	5	7	1	0	1	8	2	1	9	27	0.111	0.233	0.175	0.408	11		1	0	0	0				
Minors (1 season)				Minors		11	25	19	2	0	0	0	0	0	0	0	6	7	0.000	0.240	0.000	0.240	0	0	0	0	0	0				
College (2 seasons)				College		107	488	385	85	107	24	5	18	96	10	8	90	89	0.278	0.419	0.507	0.925	195		7	1	5	4				
Other (7 seasons)				Other		470	1935	1613	309	428	83	14	58	315	80	23	273	414	0.265	0.373	0.442	0.815	713		20	1	28	5				
All Levels (8 Seasons)						588	2448	2017	396	535	107	19	76	411	90	31	369	510	0.265	0.381	0.450	0.831	908		27	2	33	9				
Ind (4 seasons)				Other		358	1566	1294	270	352	70	8	51	274	63	16	228	329	0.272	0.381	0.457	0.838	591		17	0	27	2				
Year	Age	Tm	Lg	Lev	Aff	W	L	ERA	G	GS	GF	CG	SHO	SV	IP	H	R	ER	HR	BB	IBB	SO	HBP	BK	WP	BF	WHIP	H9	HR9	BB9	SO9	SO/W
2016	19	Butler	PROS	Snr		6	2	2.79	10	10	0	0	0	0	61.1	59	29	19	1	23	0	30	11	0	10	266	1.34	8.7	0.1	3.4	4.4	1.3
2017	20	Butler	PROS	Snr		4	1	2.21	10	3	3	0	0	0	40.2	31	12	10	2	14	0	26	2	1	0	167	1.11	6.9	0.4	3.1	5.8	1.9
2017	20	Wisconsin	NWDS	Snr		1	0	0.00	2	0	1	0	0	0	3.0	2	0	0	0	1	0	0	0	0	0	12	1.00	6	0.0	3.0	0.0	0.0
2018	21	Kent State	MAC	NCAA		1	0	10.80	5	0	0	0	0	0	5.0	7	6	6	1	2	1	3	2	0	24	1.80	12.6	1.8	3.6	5.4	1.5	
2018	21	Wareham	CCBL	Snr		1	0	1.80	6	0	4	0	0	1	10.0	6	2	2	0	4	0	15	3	2	1	43	1.00	5.4	0.0	3.6	13.5	3.8
2019	22	Kent State	MAC	NCAA		2	1	3.51	16	1	0	0	2	25.2	22	11	10	2	6	2	32	6	0	2	111	1.09	7.7	0.7	2.1	11.2	5.3	
2019	22	Tigers West	GULF	Rk	DET	0	0	0.00	4	0	2	0	0	0	5.0	6	1	0	0	1	0	5	0	1	0	23	1.40	10.8	0.0	1.8	9.0	5.0
2021	24	Ogden	PION	Ind		0	1	5.59	8	1	1	0	0	0	9.2	15	7	6	2	2	0	5	1	0	3	47	1.76	14	1.9	1.9	4.7	2.5
2023	26	Tri-City	FRON	Ind		1	2	3.80	19	0	0	0	4	21.1	22	13	9	3	10		22					1.50	9.3	1.3	4.2	9.3	2.2	
2024	27	Evansville	FRON	Ind		2	1	2.51	14	0	0	0	7	14.1	12	6	4	0	2		18					0.98	7.5	0.0	1.3	11.3	9.0	
Minors (1 season)				Minors		0	0	0.00	4	0	2	0	0	0	3.0	6	1	0	0	1	0	5	0	1	0	23	1.40	10.8	0.0	1.8	9.0	5.0
College (2 seasons)				College		3	1	4.70	21	1	0	0	2	30.2	29	17	16	3	8	3	35	8	0	2	135	1.21	8.5	0.9	2.3	10.3	4.4	
Other (6 seasons)				Other		15	7	2.81	69	14	9	0	12	160.1	147	69	50	8	56	0	116	19	3	16	535	1.27	8.3	0.4	3.1	6.5	2.1	
All Levels (7 Seasons)						18	8	3.03	94	15	11	0	14	196.0	182	87	66	11	65	3	156	27	4	18	693	1.26	8.4	0.5	3.0	7.2	2.4	
Ind (3 seasons)				Other		3	4	3.77	41	1	1	0	0	11	45.1	49	26	19	5	14	0	45	3	0	5	47	1.39	9.7	1.0	2.8	8.9	3.2
Snr (3 seasons)				Other		12	3	2.43	28	13	8	0	0	1	115.0	98	43	31	3	42	0	71	16	3	11	488	1.22	7.7	0.2	3.3	5.6	1.7

HISTORY & RECORDS



MITCH ELLIS - RHP/INF - NO. 10

BORN: 22 August, 1995 (Bundoora, VIC, Australia)

BATS/THROWS: Switch/Right

HEIGHT/WEIGHT: 6-3, 200 lbs (190 cm, 90 kg)

SEASON WITH ACES: 3rd

ABL CAREER:

- Began ABL career with Brisbane in 2018-19...tossed a scoreless inning
- Debuted with Melbourne in 2019-20 and returned in 2020-21
- After a couple of years away from the ABL, returned to the Aces last season
- 18.2 IP in ABL career over 11 relief appearances
- Only offensive seasons at pro-level came in 2018/19 and 2019/20
- 58 G, .239/.328/.354 with 2 HR and 14 RBI in ABL career

2024:

- Tossed one inning over three outings
- Allowed runs in every appearance

CAREER HIGHLIGHTS:

- Signed as minor-league free agent with the Kansas City Royals in February, 2020
- Reached High-A Quad Cities twice: 31 G, 53.2 IP, 5.70 ERA



CAREER STATS

Year	Age	Tm	Lg	Lev	Aff	W	L	ERA	G	GS	GF	CG	SHO	SV	IP	H	R	ER	HR	BB	IBB	SO	HBP	BK	WP	BF	WHIP	H9	BB9	SO9
2018-19	22	Brisbane	AUBL	Fgn		0	0	0.00	1	0	1	0	0	0	1.0	1	0	0	0	1	0	0	1	0	0	6	2.00	9.0	9.0	0.0
2019-20	23	Melbourne	AUBL	Fgn		0	0	1.80	5	0	4	0	0	0	5.0	5	1	1	0	1	0	4	0	0	0	20	1.20	9.0	1.8	7.2
2020-21	24	Melbourne	AUBL	Fgn		0	0	5.40	11	0	1	0	0	0	11.2	14	7	7	0	7	0	11	0	0	0	54	1.80	10.8	5.4	8.5
2021	25	2 Teams	2 Lgs	A+-A	KCR	9	2	4.83	30	1	11	0	0	2	54.0	58	34	29	5	21	2	62	7	1	4	244	1.46	9.7	3.5	10.3
2021	25	Quad Cities	HAC	A+	KCR	8	2	5.36	28	1	11	0	0	2	48.2	55	33	29	5	21	2	56	6	1	4	224	1.56	10.2	3.9	10.4
2021	25	Columbia	LAE	A	KCR	1	0	0.00	2	0	0	0	0	0	5.1	3	1	0	0	0	0	6	1	0	0	20	0.56	5.1	0.0	10.1
2021	25	Surprise	AZFL	Fal		1	1	3.86	10	0	1	0	0	0	9.1	9	4	4	0	6	0	5	0	1	1	37	1.61	8.7	5.8	4.8
2022	26	Quad Cities	MIDW	A+	KCR	0	0	9.00	3	0	1	0	0	0	5.0	7	5	5	1	5	0	8	1	0	2	27	2.40	12.6	9.0	14.4
2023-24	27	Melbourne	AUBL	Fgn		0	0	63.00	3	0	1	0	0	0	1.0	5	7	7	0	6	0	0	1	0	3	14	11.00	45.0	54.0	0.0
Minors (2 seasons)				Minors		9	2	5.19	33	1	12	0	0	2	59.0	65	39	34	6	26	2	70	8	1	6	271	1.54	9.9	4.0	10.7
ABL (4 seasons)				Foreign		0	0	7.23	20	0	7	0	0	0	18.2	25	15	15	0	15	0	15	2	0	3	94	2.14	12.1	7.2	7.2
All Levels (6 Seasons)						10	3	5.48	63	1	20	0	0	2	87.0	99	58	53	6	47	2	90	10	2	10	402	1.68	10.2	4.9	9.3

Year	Age	Tm	Lg	Lev	Aff	G	PA	AB	R	H	2B	3B	HR	RBI	SB	CS	BB	SO	BA	OBP	SLG	OPS	TB	GDP	HBP	SH	SF	IBB
2018-19	22	Brisbane	AUBL	Fgn		17	46	45	7	13	3	0	2	7	1	0	1	11	0.289	0.304	0.489	0.793	22	0	0	0	0	0
2019-20	23	Melbourne	AUBL	Fgn		27	83	68	3	14	4	0	0	7	0	0	12	21	0.206	0.342	0.265	0.606	18	2	2	1	0	0
2020-21	24	Melbourne	AUBL	Fgn		11	0	0	0	0	0	0	0	0	0	0	0	0					0	0	0	0	0	0
2023-24	27	Melbourne	AUBL	Fgn		3	0	0	0	0	0	0	0	0	0	0	0	0					0	0	0	0	0	0
Minors (2 seasons)				Minors		33	0	0	0	0	0	0	0	0	0	0	0	0					0	0	0	0	0	0
ABL (4 seasons)				Foreign		58	129	113	10	27	7	0	2	14	1	0	13	32	0.239	0.328	0.354	0.682	40	2	2	1	0	0



BILLY PARSONS - RHP - NO. 11

BORN: 1 July, 1999 (Bendigo, VIC, Australia)

BATS/THROWS: Right/Right

HEIGHT/WEIGHT: 6-0, 205 lbs (183 cm, 92 kg)

SEASON WITH ACES: 1st

ABL CAREER:

- Began ABL career with Canberra in 2020/21 at 20 years old
- In three seasons with Cavalry - 24 G, 36.1 IP, 5.20 ERA, 24 K

ABL 2023/2024

- Made 13 relief appearances for Canberra
- Posted ABL career best 3.91 ERA (10 ER/23 IP)
- Did not allow an earned run over five innings versus the Aces (did allow one unearned run)

2024:

- Spent regular season in the States with the Sussex County Miners of the Frontier League
- Over 30 outings in relief role, fanned 44 hitters and recorded one save over 41 IP
- 3.73 ERA ranked fourth on the team among pitchers with atleast 25 IP

CAREER HIGHLIGHTS:

- Named to Frontier League All-Star Team in 2023 - finished year with 1.50 ERA over 36 relief innings
- Member of the Australia National Baseball Team
- Repped the country in the 2023 Asia Professional Baseball Championship in Japan as a relief pitcher
- Played in the Czech Republic with Hluboka Sokol in 2021
- Australia finished tournament 0-4



CAREER STATS

Year	Age	Tm	Lg	Lev	Aff	W	L	ERA	G	GS	GF	CG	SHO	SV	IP	H	R	ER	HR	BB	IBB	SO	HBP	BK	WP	BF	WHIP	H9	BB9	SO9
2020-21	20	Canberra	AUBL	Fgn		1	1	8.31	5	0	3	0	0	0	4.1	7	5	4	0	2	0	0	0	0	2	21	2.08	14.5	4.2	0.0
2022-23	22	Canberra	AUBL	Fgn		1	0	7.00	5	0	2	0	0	0	9	13	8	7	2	2	0	5	0	0	0	41	1.67	13.0	2.0	5.0
2023-24	23	Canberra	AUBL	Fgn		1	1	3.91	14	1	3	0	0	0	23	27	11	10	3	12	0	19	2	0	1	108	1.70	10.6	4.7	7.4
2023	23	Sussex County	FRON	Ind		5	2	1.50	28	0		0		0	36	24	6	6	2	8		34					0.89	6.0	2.0	8.5
2024	24	Sussex County	FRON	Ind		2	4	3.73	30	0		0	0	1	41	38	19	17	2	10		44	3	0	1		1.17	8.3	2.2	9.7
		ABL (3 seasons)		Foreign		3	2	5.20	24	1	8	0	0	0	36.1	47	24	21	5	16	0	24	2	0	3	170	1.73	11.6	4.0	5.9
		Other (2 seasons)		Other		7	6	2.69	58	0		0	0	1	77	62	25	23	4	18		78	3	0	1		1.04	7.2	2.1	9.1
		All Levels (4 Seasons)				10	8	3.49	82	1	8	0	0	1	113.1	109	49	44	9	34	0	102	5	0	4	170	1.26	8.7	2.7	8.1



DECLAN SPEIRS - C/INF - NO. 12

BORN: 16 June, 2005 (Carlton, VIC, Australia)
BATS/THROWS: Right/Right
HEIGHT/WEIGHT: 6-0, 205 lbs (182 cm, 92 kg)
SEASON WITH ACES: 3rd

2023-2024:

- 1-for14, 3 BB in 8 games with the Aces last season
- Recorded first professional hit with single to RF on 30/12/23 at Adelaide
- Was one of two 18-year-olds on the Aces roster (Harper Rickard)

ABL CAREER:

- Began ABL career with Melbourne in 2022-23 at 17 years old (1G, 0-for-2)

CAREER NOTES:

- Signed as minor-league free agent with Philadelphia Phillies in September, 2023
- Spent 2024 season in Phillies Dominican Summer League affiliate: 13 G, 8-for-31, 2 RBI
- Appeared in games at C, 1B, and 2B
- Named to Team Australia roster for 2023 XXXI WBSC U-18 Baseball World Cup
- In 8 games, went 6-for-23 (.261) with one double
- Played in same event in 2022: (3-for-20)



CAREER STATS

Year	Age	Tm	Lg	Lev	Aff	G	PA	AB	R	H	2B	3B	HR	RBI	SB	CS	BB	SO	BA	OBP	SLG	OPS	TB	GDP	HBP	SH	SF	IBB
2022-23	17	Melbourne	AUBL	Fgn		1	2	2	0	0	0	0	0	0	0	0	0	0	0.000	0.000	0.000	0.000	0	0	0	0	0	0
2023-24	18	Melbourne	AUBL	Fgn		8	17	14	0	1	0	0	0	1	0	0	3	4	0.071	0.235	0.071	0.307	1	0	0	0	0	0
2024	19	Phillies Red	DOSL	FRK	PHI	13	39	31	3	8	1	0	0	2	0	2	7	12	0.258	0.410	0.290	0.701	9	0	1	0	0	0
Minors (1 season)				Minors		13	39	31	3	8	1	0	0	2	0	2	7	12	0.258	0.410	0.290	0.701	9	0	1	0	0	0
Foreign (2 seasons)				Foreign		9	19	16	0	1	0	0	0	1	0	0	3	4	0.063	0.211	0.063	0.273	1	0	0	0	0	0
All Levels (3 Seasons)						22	58	47	3	9	1	0	0	3	0	2	10	16	0.192	0.345	0.213	0.558	10	0	1	0	0	0



CHRIS BURKE - UTIL. - NO. 13

BORN: 16 August, 2001 (Melbourne, VIC, Australia)
BATS/THROWS: Left/Right
HEIGHT/WEIGHT: 5-11, 194 lbs (180 cm, 88 kg)
SEASON WITH ACES: 7th

ABL CAREER:

- Enters 2024/25 with 99 Games Played... 9 games shy of moving into 10th place all time in Aces history (Delmon Young - 108, 10th)
- Tied for fourth in Aces history with two triples

2024:

- Played in career-high 29 games for Melbourne: (.236, 8 XBH, 8 RBI)
- Appeared in games at LF, RF, and 1B
- Last appeared as a catcher for the Aces in 2022/23
- Repped Team Australia last September in WBSC U-23 Baseball World Cup 2024 (Also did in 2022)

CAREER HIGHLIGHTS:

- Signed with Philadelphia Phillies as minor-league free agent in July of 2019
- Reached Single-A Clearwater twice (2021 & 2022): 30 G, .149, 4 RBI
- Played 5 games for Royals Arizona Complex League team in 2023
- Father, Neil, is former national representative and scout for the Kansas City Royals
- Represented Australia at both the U-15 and U-18 World Cups and played for the MLB World Select Team at the 2018 Arizona Fall Classic.



ORGANIZATION

2024/25 ACES

CAREER STATS

Year	Age	Tm	Lg	Lev	Aff	G	PA	AB	R	H	2B	3B	HR	RBI	SB	CS	BB	SO	BA	OBP	SLG	OPS	TB	GDP	HBP	SH	SF	IBB
2017-18	15	Melbourne	AUBL	Fgn		5	5	4	0	2	1	0	0	0	0	0	1	1	0.500	0.600	0.750	1.350	3	0	0	0	0	0
2018-19	16	Melbourne	AUBL	Fgn		2	2	1	0	0	0	0	0	0	0	0	1	1	0.000	0.500	0.000	0.500	0	0	0	0	0	0
2019-20	17	Melbourne	AUBL	Fgn		20	54	51	4	9	0	0	0	6	1	0	2	13	0.177	0.208	0.177	0.384	9	3	0	1	0	0
2020-21	18	Melbourne	AUBL	Fgn		19	74	66	14	16	0	0	4	10	0	1	8	17	0.242	0.324	0.424	0.749	28	0	0	0	0	0
2021	19	2 Teams	2 Lgs	A-Rk	PHI	27	82	74	10	20	5	0	0	5	6	2	8	21	0.270	0.342	0.338	0.679	25	2	0	0	0	0
2021	19	Clearwater	LASE	A	PHI	14	51	46	7	10	4	0	0	4	2	1	5	16	0.217	0.294	0.304	0.598	14	2	0	0	0	0
2021	19	Phillies	FCL	Rk	PHI	13	31	28	3	10	1	0	0	1	4	1	3	5	0.357	0.419	0.393	0.812	11	0	0	0	0	0
2022	20	Clearwater	FLOR	A	PHI	16	49	41	4	3	1	0	0	0	1	0	6	17	0.073	0.208	0.098	0.306	4	2	1	1	0	0
2022-23	20	Melbourne	AUBL	Fgn		25	96	83	15	18	5	1	2	9	3	1	13	21	0.217	0.323	0.374	0.696	31	0	0	0	0	1
2023	21	Royals	ACL	Rk	KCR	5	14	11	1	1	1	0	0	0	0	0	3	6	0.091	0.286	0.182	0.468	2	0	0	0	0	0
2023-24	21	Melbourne	AUBL	Fgn		29	95	89	9	21	7	1	0	8	2	3	5	16	0.236	0.274	0.337	0.611	30	1	0	0	1	0
Minors (3 seasons)						48	145	126	15	24	7	0	0	5	7	2	17	44	0.191	0.292	0.246	0.538	31	4	1	1	0	0
ABL (6 seasons)						99	326	294	42	66	13	2	6	33	6	5	30	69	0.225	0.295	0.344	0.639	101	4	0	1	1	1
All Levels (7 Seasons)						148	471	420	57	90	20	2	6	38	13	7	47	113	0.214	0.294	0.314	0.609	132	8	1	2	1	1

HISTORY & RECORDS



DARRYL GEORGE - 3B - NO. 14

BORN: 14 March 1993 (Carlton, VIC, Australia)

BATS/THROWS: Right/Right

HEIGHT/WEIGHT: 6-1, 207 lbs (186 cm, 94 kg)

SEASON WITH ACES: 12th

ABL CAREER:

- Longest tenured Aces Player (2011/12)
- 2024: Ranked top three on Aces in 2B (9 - 1st), HR (7 - 2nd), H (38 - 3rd), SLG (.482)
- Enters 2024/25 atop of All-Time ABL Leaders Boards - H (344 - 4th, 134 shy of 1st), HR (39 - 1 HR shy of tenth), RBI (175 - 7th, 66 shy of 1st), G (357 - 8th, 57 G shy)
- Enters 2024/25 as Melbourne's all-time leader in games played (357), runs (180), hits (344), doubles (74), RBI (180) and stolen bases (31) ... enters year tied for first in home runs (39 -- Brad Harman, 2011/12-2016/17)
- League MVP in 2020/21 after hitting .331 with an .881 OPS, 15 XBH and 27 RBI in 29 games



CAREER HIGHLIGHTS:

- Signed at 17 years old by the Tampa Bay Rays in 2010 ... played four seasons in the Rays' organization and hit .265 with six homers and 82 RBIs over 206 career MiLB games
- Internationally, he was a member of Team Australia in the 2016 Haarlem Baseball Week, the 2018
- International Baseball Series exhibition against Japan, the 2019 Canberra Camp, the 2019 WBSC Premier12, the 2020 KBO Challenge and the 2023 World Baseball Classic
- Had three hits (one double) and two RBIs representing Team Australia at the 2023 World Baseball Classic

CAREER STATS

Year	Age	Tm	Lg	Lev	Aff	G	PA	AB	R	H	2B	3B	HR	RBI	SB	CS	BB	SO	BA	OBP	SLG	OPS	TB	GDP	HBP	SH	SF	IBB
2011	18	Rays	GULF	Rk	TBR	24	89	74	11	18	3	0	0	7	4	2	10	9	0.243	0.360	0.284	0.643	21	3	4	0	1	0
2011-12	18	Melbourne	AUBL	Fgn		32	84	78	12	18	4	1	1	8	0	1	4	11	0.231	0.286	0.346	0.632	27	3	2	0	0	0
2012	19	Princeton	APPY	Rk	TBR	50	186	169	19	44	10	0	2	28	6	0	13	27	0.260	0.314	0.355	0.669	60	5	1	1	2	0
2012-13	19	Melbourne	AUBL	Fgn		41	136	123	10	26	5	1	0	6	0	0	8	24	0.211	0.271	0.268	0.539	33	3	2	3	0	0
2013	20	Hudson Valley	NYPL	A-	TBR	62	258	227	21	65	8	2	0	18	9	0	23	40	0.286	0.363	0.339	0.703	77	4	5	2	1	2
2013-14	20	Melbourne	AUBL	Fgn		41	157	138	12	30	7	0	2	8	7	2	14	19	0.217	0.295	0.312	0.607	43	9	2	1	2	2
2014	21	Bowling Green	MIDW	A	TBR	70	280	251	31	64	11	3	4	29	9	2	17	51	0.255	0.307	0.371	0.677	93	9	3	6	3	0
2014-15	21	Melbourne	AUBL	Fgn		19	50	48	6	11	1	0	0	4	1	1	2	11	0.229	0.260	0.250	0.510	12	1	0	0	0	0
2015-16	22	Melbourne	AUBL	Fgn		50	205	187	24	53	18	1	2	33	5	1	9	32	0.283	0.327	0.423	0.749	79	6	5	0	4	1
2016-17	23	Melbourne	AUBL	Fgn		5	22	19	1	2	0	0	0	2	0	1	2	5	0.105	0.227	0.105	0.333	2	2	1	0	0	0
2017	24	2 Teams	2 Lgs	Fgn		115	439	395	59	118	23	5	13	62	9	8	33	82	0.299	0.358	0.481	0.839	190	8	6	1	4	0
2017	24	Orix	JPWL	Fgn		75	257	227	25	63	15	4	2	32	1	4	22	53	0.278	0.348	0.405	0.753	92	4	4	1	3	0
2017-18	24	Melbourne	AUBL	Fgn		40	182	168	34	55	8	1	11	30	8	4	11	29	0.327	0.374	0.583	0.957	98	4	2	0	1	0
2018-19	25	Melbourne	AUBL	Fgn		39	163	149	29	49	7	1	7	17	7	3	6	35	0.329	0.374	0.530	0.904	79	2	6	0	2	0
2020-21	27	Melbourne	AUBL	Fgn		28	129	124	21	41	9	2	4	27	2	1	4	19	0.331	0.349	0.532	0.881	66	3	0	0	1	0
2022-23	29	Melbourne	AUBL	Fgn		23	91	85	11	21	6	0	5	23	0	0	4	15	0.247	0.286	0.494	0.780	42	5	1	0	1	1
2023-24	30	Melbourne	AUBL	Fgn		40	155	141	20	38	9	0	7	17	1	0	10	22	0.270	0.318	0.482	0.801	68	3	1	1	2	0
All Levels (11 Seasons)						639	2444	2208	287	598	121	16	47	289	60	22	159	402	0.271	0.328	0.404	0.732	892	66	39	15	23	6
Australian Baseball League (11 Seasons)						357	1374	1260	180	344	74	7	39	175	31	14	74	222	0.273	0.321	0.436	0.757	549	41	22	5	13	4



KYLE MORRISON - RHP - NO. 15

BORN: 18 April, 2000 (Melbourne, VIC, Australia)

BATS/THROWS: Right/Right

HEIGHT/WEIGHT: 6-4, 210 lbs (193 cm, 95 kg)

SEASON WITH ACES: 1st

CAREER NOTES:

- 2024/25 marks his ABL debut
- Played College Baseball the last two years at Florida Memorial University (NAIA)
- Tossed 29.1 innings and pitched to a 4.91 ERA in 2024
- Tossed six innings or more in two of his seven outings
- Over two seasons, also went 7-for-25 at the plate in 11 games as a first basemen
- Played at Florida National (NAIA) in 2022
- Also played at Cisco College (JUCO in Texas) from 2020-2021
- Graduated from Melton Secondary College in 2018
- Played baseball for four years and basketball for one year
- Was a part of the Australian National Team for two years...
- Won the 2014 and 2016 Silver Medalist Australian National Championship
- Won 2016 state championship and MVP



ORGANIZATION

2024/25 ACES

CAREER STATS

Year	Age	Tm	Lg	Lev	Aff	W	L	ERA	G	GS	CG	SV	IP	H	R	ER	HR	BB	SO	HBP	BF	WHIP	H9	HR9	BB9	SO9	SO/W
2022	21	Florida National	ANI	NAIA		0	0	0.00	2	0	0	1	4.0	4	0	0	0	0	5	N/A	N/A	1.00	9.0	0.0	0.0	11.3	N/A
2023	22	Florida Memorial	TSC	NAIA		3	2	6.16	13	2	0	2	30.2	35	24	21	3	11	24	N/A	N/A	1.50	10.3	0.9	3.2	7.0	2.18
2024	23	Florida Memorial	TSC	NAIA		2	3	4.91	7	3	0	0	29.1	37	19	16	3	10	21	4	135	1.60	11.4	0.9	3.1	6.4	2.1
All Levels (3 Seasons)						5	5	5.20	22	5	0	3	64.0	76	43	37	6	21	50	4	135	1.52	10.7	0.8	3.0	7.0	2.38

HISTORY & RECORDS



KYOSUKE SAITO - RHP - NO. 17

BORN: 18 November 2004 (Takizawa, Japan)
BATS/THROWS: Right/Right
HEIGHT/WEIGHT: 5-10, 158 lbs (177 cm, 72 kg)
SEASON WITH ACES: 1st

CAREER HIGHLIGHTS:

- Chosen with Orix's third pick of the 2022 NPB Draft
- Went to Fukuoka University Ohori High School

2024:

- Youngest player on Orix roster (19 years old)
- Allowed just one run over his first four starts (19.1 IP) to begin season (0.47 ERA)
- Tossed career high 5.2 innings on 5/19 vs Rakuten (0 ER, 4K)
- Allowed two runs or less in five of his eight starts
- Recorded 3.07 ERA over 13 outings for Orix's minor-league affiliate in the Japan Western League

2023:

- Made NPB Debut on 9/26 vs Seibu (4 IP, 0 ER, 3K) at 18 years old
- Allowed 9 ER over 36.0 IP (2.25ERA) for Orix's minor-league affiliate in the Japan Western League



CAREER STATS

Year	Age	Tm	Lg	Lev	W	L	ERA	G	GS	CG	SHO	SV	IP	H	R	ER	HR	BB	IBB	SO	HBP	WP	WHIP	H9	BB9	SO9
2023	18	Orix	JPPL	Fgn	0	0	0.00	1	1	0	0	0	4.0	2	0	0	0	2	0	3	2	0	1.00	4.5	4.5	6.8
2024	19	Orix	JPPL	Fgn	2	3	4.06	8	8	0	0	0	37.2	29	20	17	2	19	0	28	2	1	1.274	6.9	4.5	6.7
NPB (2 seasons)				NPB	2	3	3.67	9	9	0	0	0	41.2	31	20	17	2	21	0	31	4	1	1.248	6.7	4.5	6.7



JARROD BELBIN - INF/OF - NO. 20

BORN: 22 June 2000 (Melbourne, VIC, Australia)
BATS/THROWS: Left/Right
HEIGHT/WEIGHT: 6-2, 225 lbs (188 cm, 102 kg)
SEASON WITH ACES: 2nd

ABL CAREER:

- Played nine games for Melbourne in his rookie ABL season
- Went 3-for-21 with 3 RBI
- Appeared in games at 3B and LF

CAREER HIGHLIGHTS:

- Signed as minor-league free agent with Seattle Mariners in July 2023
- Played at Arizona Western College (JUCO) and Campbell University (NCAA D1)
- Named to First-Team all-Big South in 2023 after slashing .327/.426/.661 with 21 HR
- First player in program history to record a 20/20 season (21 HR/25 SB)

2024:

- Spent regular season in Mariners organization
- Played 51 games between Arizona Complex League and Low-A Modesto: (.289, 3 HR, 41 RBI, 8 SB)
- Spent majority of his time at 1B



ORGANIZATION

2024/25 ACES

CAREER STATS

Year	Age	Tm	Lg	Lev	Aff	G	PA	AB	R	H	2B	3B	HR	RBI	SB	CS	BB	SO	BA	OBP	SLG	OPS	TB	GDP	HBP	SH	SF	IBB
2021	21	Mahoning Valley	MLBD	Smr		52	211	169	34	45	12	1	2	28			33	44	0.266	0.412	0.385	0.797	65		9			
2022	22	Campbell	BigS	NCAA		60	289	247	63	68	11	3	19	58	19	8	32	52	0.275	0.374	0.575	0.949	142	3	8	0	2	1
2022	22	Macon	COPL	Smr		11	49	45	3	16	2	0	2	13	1	3	2	11	0.356	0.388	0.533	0.921	24		1	0	1	0
2023	23	Campbell	BigS	NCAA		61	312	251	75	82	15	3	21	68	25	1	40	54	0.327	0.426	0.661	1.088	166	5	11	0	10	1
2023	23	Mahoning Valley	MLBD	Smr		7	28	25	2	5	2	0	0	2	1	0	3	8	0.200	0.286	0.280	0.566	7	0	0	0	0	0
2023	23	Mariners	ACL	Rk	SEA	14	35	28	6	6	0	1	1	8	4	2	6	5	0.214	0.343	0.393	0.736	11	0	0	0	1	0
2023-24	23	Melbourne	AUBL	Fgn		9	22	21	0	3	1	0	0	3	0	0	1	3	0.143	0.182	0.191	0.372	4	0	0	0	0	0
2024	24	2 Teams	2 Lgs	Rk-A	SEA	51	218	187	30	54	7	5	3	41	8	1	26	42	0.289	0.385	0.428	0.813	80	5	4	0	1	0
2024	24	Modesto	CALL	A	SEA	18	74	62	5	11	1	1	0	8	1	0	11	22	0.177	0.311	0.226	0.537	14	1	1	0	0	0
2024	24	Mariners	ACL	Rk	SEA	33	144	125	25	43	6	4	3	33	7	1	15	20	0.344	0.424	0.528	0.952	66	4	3	0	1	0
Minors (2 seasons)																												
ABL (1 season)																												
All Levels (4 Seasons)						265	1164	973	213	279	50	13	48	221	58	15	143	219	0.287	0.391	0.513	0.904	499	13	33	0	15	2

HISTORY & RECORDS



ANTONIS MACIAS - INF/OF - NO. 21

BORN: 1 February, 2005 (Ciudad Obregon, Mexico)

BATS/THROWS: Left/Both

HEIGHT/WEIGHT: 5-11, 185 lbs (180 cm, 83 kg)

SEASON WITH ACES: 1st

CAREER HIGHLIGHTS:

- Is ambidextrous, throws left handed while playing OF and 1B, and throws right handed while playing 2B/SS/3B.
- Has shown ability to pitch with both hands as well
- Signed as minor-league free agent with Texas Rangers on 8 July, 2022
- Made pro debut in Dominican Summer League: 45 G, .281, 10 2B, 12 SB
- Spent 2023-24 offseason with Obregon of Mexican Pacific Winter League: 16 G, 3-for-12, 3 RBI
- Was one of three teenagers on roster
- Represented Team Mexico in 2022 and 2023 U-18 Baseball World Cups
- Named All-World Team Outfielder in 2023's event
- Overall: 16 G, .431, 5 XBH
- Walk-off single in 2022 tournament vs Panama to advance to Super Round

2024:

- Played in 45 games between Arizona Complex League and Low-A Down East
- Batted .301 in first season stateside
- 18% BB-rate, 20% K-rate
- Walk rate was sixth best amongst hitters with at least 150 plate appearances throughout every level of the Rangers organization
- Primarily an OF, but also appeared in games at 1B, 2B, and 3B



CAREER STATS

Year	Age	Tm	Lg	Lev	Aff	G	PA	AB	R	H	2B	3B	HR	RBI	SB	CS	BB	SO	BA	OBP	SLG	OPS	TB	GDP	HBP	SH	SF	IBB
2023	18	2 Teams	DOSL	FRk	TEX	45	197	164	27	46	10	0	0	14	12	8	23	45	0.281	0.401	0.342	0.743	56	2	10	0	0	0
2023	18	Rangers Blue	DOSL	FRk	TEX	7	26	22	3	2	0	0	0	2	3	0	3	8	0.091	0.231	0.091	0.322	2	0	1	0	0	0
2023	18	Rangers Red	DOSL	FRk	TEX	38	171	142	24	44	10	0	0	12	9	8	20	37	0.310	0.427	0.380	0.807	54	2	9	0	0	0
2023-24	18	Obregon	MXPW	FgW		16	14	12	0	3	0	0	0	3	1	0	1	4	0.250	0.286	0.250	0.536	3	0	0	0	1	0
2024	19	2 Teams	2 Lgs	Rk-A	TEX	45	167	133	19	40	11	1	0	14	4	6	30	33	0.301	0.443	0.399	0.842	53	2	4	0	0	0
2024	19	Down East	CARL	A	TEX	15	59	53	3	12	4	0	0	1	0	1	5	19	0.226	0.305	0.302	0.607	16	0	1	0	0	0
2024	19	Rangers	ACL	Rk	TEX	30	108	80	16	28	7	1	0	13	4	5	25	14	0.350	0.519	0.463	0.981	37	2	3	0	0	0
All Levels (2 Seasons)						106	378	309	46	89	21	1	0	31	17	14	54	82	0.288	0.415	0.363	0.778	112	4	14	0	1	0



SHAWN MORIMANDO - LHP - NO. 22

BORN: 20 November 1992 (Canandaigua, NY, USA)

BATS/THROWS: Left/Left

HEIGHT/WEIGHT: 6-0, 210 lbs (183 cm, 95 kg)

SEASON WITH ACES: 1st

CAREER HIGHLIGHTS:

- Drafted by Cleveland in the 19th RD of the 2011 MLB Amateur Draft out of Ocean Lakes HS (Virginia Beach, VA, USA)
- Made MLB debut on 2 July, 2016 with CLE vs TOR (3.2 IP, 2 ER, 4 K)
- Pitched 10.1 innings for Miami in 2021
- Pitched at almost every level in affiliated ball for CLE, TOR, and MIA organizations over 10 seasons



2020-21 in ABL:

- Named ABL Pitchign Champion with Canberra (2.57 ERA/42 IP)
- 42 IP and 47 K led league
- Limited opponents to .219 AVG
- In four starts versus Melbourne: 24 IP, 3 ER (1.13), 24 K, .226 BAA

Post Big-League Career:

- **2024:** Made one start for CTBC Brothers of Chinese Professional Baseball League (4 IP, 1 ER, 3 K)
- **2023:** Made one start for CTBC (6 IP, 0 R, 4 K)
- **2022:** Made 14 starts for CTBC and pitched to 3.55 ERA
Also made 12 starts for SSG Landers of KBO and allowed 14 ER over 75.1 IP (1.67 ERA)

CAREER STATS

Year	Age	Tm	Lg	Lev	Aff	W	L	ERA	G	GS	GF	CG	SHO	SV	IP	H	R	ER	HR	BB	IBB	SO	HBP	BK	WP	BF	WHIP	H9	BB9	SO9
2011	18	Indians	ARIZ	Rk	CLE	0	0	3.00	3	0	0	0	0	0	6.0	5	3	2	0	2	0	8	0	0	0	26	1.17	7.5	3.0	12.0
2012	19	Lake County	MIDW	A	CLE	7	6	3.59	22	22	0	1	0	0	110.1	96	51	44	11	52	0	69	5	5	15	467	1.34	7.8	4.2	5.6
2013	20	Carolina	CARL	A+	CLE	8	13	3.73	27	27	0	1	0	0	135.0	115	68	56	8	76	0	102	3	3	6	583	1.42	7.7	5.1	6.8
2014	21	2 Teams	2 Lgs	A+-AA	CLE	10	9	3.30	28	28	0	0	0	0	152.2	135	73	56	9	52	0	108	3	2	8	642	1.23	8.0	3.1	6.4
2014	21	Akron	EL	AA	CLE	2	6	3.83	10	10	0	0	0	0	56.1	63	31	24	2	17	0	38	0	0	4	246	1.42	10.1	2.7	6.1
2014	21	Carolina	CARL	A+	CLE	8	3	2.99	18	18	0	0	0	0	96.1	72	42	32	7	35	0	70	3	2	4	396	1.11	6.7	3.3	6.5
2015	22	Akron	EL	AA	CLE	10	12	3.18	28	28	0	0	0	0	158.2	139	62	56	9	65	0	128	1	0	7	655	1.29	7.9	3.7	7.3
2016	23	2 Teams	2 Lgs	AA-AAA	CLE	15	5	3.25	27	27	0	0	0	0	152.1	141	60	55	10	57	0	119	5	0	4	637	1.30	8.3	3.4	7.0
2016	23	Columbus	IL	AAA	CLE	5	2	3.51	11	11	0	0	0	0	59.0	64	26	23	5	21	0	46	2	0	1	253	1.44	9.8	3.2	7.0
2016	23	Akron	EL	AA	CLE	10	3	3.09	16	16	0	0	0	0	93.1	77	34	32	5	36	0	73	3	0	3	384	1.21	7.4	3.5	7.0
2016	23	CLE	AL	Maj	CLE	0	0	11.57	2	0	0	0	0	0	4.2	9	6	6	2	5	0	5	0	0	0	27	3.00	17.4	9.6	9.6
2017	24	Columbus	IL	AAA	CLE	10	9	4.41	26	26	0	4	3	0	159.1	177	91	78	22	57	2	128	4	0	2	696	1.47	10.0	3.2	7.2
2018	25	3 Teams	2 Lgs	AAA-Rk	CLE-TOR	2	6	5.26	13	13	0	0	0	0	51.1	71	34	30	6	13	0	32	1	0	1	235	1.64	12.4	2.3	5.6
2018	25	Columbus	IL	AAA	CLE	1	3	7.03	5	5	0	0	0	0	24.1	44	22	19	1	10	0	11	1	0	0	124	2.22	16.3	3.7	4.1
2018	25	Buffalo	IL	AAA	TOR	1	3	4.50	4	4	0	0	0	0	20.0	21	11	10	5	2	0	11	0	0	0	83	1.15	9.5	0.9	5.0
2018	25	Blue Jays	GULF	Rk	TOR	0	0	1.29	4	4	0	0	0	0	7.0	6	1	1	0	1	0	10	0	0	1	28	1.00	7.7	1.3	12.9
2018	25	Surprise	AZFL	Fal		0	2	6.65	7	6	0	0	0	0	21.2	28	18	16	3	9	0	18	3	0	0	105	1.71	11.6	3.7	7.5
2019	26	Buffalo	IL	AAA	TOR	2	5	6.01	16	14	1	0	0	0	70.1	78	50	47	13	33	0	76	6	0	4	319	1.58	10.0	4.2	9.7
2020-21	27	Canberra	AUBL	Fgn		3	3	2.57	8	6	2	1	0	0	42.0	33	17	12	1	10	0	47	1	0	2	166	1.02	7.1	2.1	10.1
2021	28	Jacksonville	AAAE	AAA	MIA	3	4	4.32	18	16	1	0	0	0	89.2	90	45	43	17	31	0	86	2	0	3	382	1.35	9.0	3.1	8.6
2021	28	CTBC	CPBL	Fgn		0	2	5.68	4	2	0	0	0	1	12.2	17	13	8	0	8	0	12	1	0	0	63	1.97	12.1	5.7	8.5
2021	28	MIA	NL	Maj	MIA	0	0	9.58	4	0	1	0	0	0	10.1	18	11	11	2	5	0	9	0	0	0	54	2.23	15.7	4.4	7.8
2022	29	2 Teams	2 Lgs	Fgn		14	6	2.16	27	26	0	0	0	0	166.2	137	55	40	4	52	0	156	13	0	5	689	1.13	7.4	2.8	8.4
2022	29	CTBC	CPBL	Fgn		7	5	2.56	15	14	0	0	0	0	91.1	80	36	26	2	29	0	89	9	0	3	385	1.19	7.9	2.9	8.8
2022	29	SSG	KBO	Fgn		7	1	1.67	12	12	0	0	0	0	75.1	57	19	14	2	23	0	67	4	0	2	304	1.06	6.8	2.7	8.0
2023	30	CTBC	CPBL	Fgn		1	0	0.00	1	1	0	0	0	0	6.0	2	0	0	0	1	0	4	0	0	0	20	0.50	3.0	1.5	6.0
2024	31	CTBC	CPBL	Fgn		0	0	2.25	1	1	0	0	0	0	4.0	6	1	1	0	2	0	3	0	0	1	18	2.00	13.5	4.5	6.8
Majors (2 seasons)						0	0	10.20	6	0	1	0	0	0	15.0	27	17	17	4	10	0	14	0	0	0	81	2.47	16.2	6.0	8.4
All Levels (14 Seasons)						85	82	3.73	262	243	5	7	3	1	1353.2	1297	658	561	117	530	2	1110	48	10	58	5784	1.35	8.6	3.5	7.4

ORGANIZATION

2024/25 ACES

HISTORY & RECORDS



STEVEN KENT - LHP - NO. 23

BORN: 8 May, 1989 (Canberra, ACT, Australia)
BATS/THROWS: Left/Left
HEIGHT/WEIGHT: 6-0, 200 lbs (183 cm, 90 kg)
SEASON WITH ACES: 3rd

2024:


- Made six starts for Melbourne, his most since he made 10 with Canberra in 2018/19
- 3.00 ERA led all Aces pitchers who made at least four starts
- 3rd on the team with 33 IP

ABL CAREER:

- 13th season in ABL (11 with Canberra, 2 with Melbourne)
- 3.75 ERA/67.2 IP in two seasons with MEL
- Enters 2024/25 atop many ABL all-time rankings: 32 W (4th), 422 K (2nd), 143 App. (3rd), 387.2 IP (6th)

CAREER NOTES:

- Signed as an international free agent with the Atlanta Braves in 2005
- Spent six seasons in Braves farm system, (4.12 ERA/266.2 IP)
- Reached Triple-A Gwinnett and pitched one inning in 2016
- Named youth player of the year by Australian Baseball Federation in 2007
- Member of Team of Australia since he was 17-years-old
- Pitched in the 2013, 2017, and 2023 World Baseball Classics:
(4 G, 1 GS, 5.1 IP, 3 ER, 3 K)
- One WBC start came vs Cuba on 15 Mar. 2023: (2 IP, 0 R)
- Underwent Tommy John surgery during 2013/14 offseason



CAREER STATS

Year	Age	Tm	Lg	Lev	Aff	W	L	ERA	G	GS	GF	CG	SHO	SV	IP	H	R	ER	HR	BB	IBB	SO	HBP	BK	WP	BF	WHIP	H9	BB9	SO9	SO/W
2006	17	Braves	GULF	Rk	ATL	1	4	4.00	11	6	0	0	0	0	36	32	18	16	1	16	0	20	0	1	9	152	1.33	8.00	4.00	5.00	1.25
2007	18	Braves	GULF	Rk	ATL	3	2	3.86	13	10	0	0	0	0	56	52	31	24	10	12	0	44	2	0	5	231	1.14	8.40	1.90	7.10	3.67
2007-08	18	Margarita	VEWL	FgW		0	0	6.23	2	1	1	0	0	0	4.1	5	3	3	1	2	0	3	0	0	1	20	1.62	10.40	4.20	6.20	1.50
2008	19	Danville	APPY	Rk	ATL	1	0	3.68	12	3	5	0	0	0	29.1	25	13	12	1	9	0	31	0	0	1	117	1.16	7.70	2.80	9.50	3.44
2010	21	Rome	SALL	A	ATL	2	0	0.69	19	3	5	0	0	1	39.1	27	4	3	1	8	0	54	1	0	4	160	0.89	6.20	1.80	12.40	6.75
2010-11	21	Canberra	AUBL	Fgn		0	3	10.66	6	6	0	0	0	0	12.2	17	15	15	3	9	0	11	1	0	0	64	2.05	12.10	6.40	7.80	1.22
2011	22	Rome	SALL	A	ATL	1	4	7.77	12	8	0	0	0	0	48.2	74	44	42	5	9	0	37	3	1	5	227	1.71	13.70	1.70	6.80	4.11
2011-12	22	Canberra	AUBL	Fgn		5	1	3.26	20	0	13	0	0	6	30.1	31	12	11	1	11	1	29	2	0	0	130	1.39	9.20	3.30	8.60	2.64
2012-13	23	Canberra	AUBL	Fgn		1	1	2.45	17	0	5	0	0	0	18.1	20	8	5	2	3	0	29	0	0	2	82	1.26	9.80	1.50	14.20	9.67
2014-15	25	Canberra	AUBL	Fgn		0	0	13.50	5	0	2	0	0	0	3.1	4	6	5	0	4	0	2	0	0	1	19	2.40	10.80	10.80	5.40	0.50
2015-16	26	Canberra	AUBL	Fgn		6	4	3.04	14	14	0	1	1	0	77	75	33	26	5	23	0	79	5	3	4	327	1.27	8.80	2.70	9.20	3.43
2016	27	2 Teams	2 Lgs	AA-AAA	ATL	2	3	3.92	42	0	12	0	0	2	57.1	65	30	25	5	21	4	61	2	0	7	254	1.50	10.20	3.30	9.60	2.90
2016	27	Gwinnett	IL	AAA	ATL	0	0	36.00	1	0	0	0	0	0	1	4	4	4	0	2	0	0	0	0	0	9	6.00	36.00	18.00	0.00	0.00
2016	27	Mississippi	SOUL	AA	ATL	2	3	3.36	41	0	12	0	0	2	56.1	61	26	21	5	19	4	61	2	0	7	245	1.42	9.70	3.00	9.70	3.21
2016-17	27	Canberra	AUBL	Fgn		0	1	2.08	14	0	12	0	0	7	17.1	13	6	4	0	8	2	18	0	0	1	76	1.21	6.80	4.20	9.30	2.25
2017-18	28	Canberra	AUBL	Fgn		3	5	5.32	10	10	0	0	0	0	47.1	58	37	28	12	15	0	61	2	1	3	218	1.54	11.00	2.90	11.60	4.07
2018-19	29	Canberra	AUBL	Fgn		7	1	2.90	11	10	1	0	0	0	62	47	22	20	3	13	0	76	3	0	1	242	0.97	6.80	1.90	11.00	5.85
2019-20	30	Canberra	AUBL	Fgn		3	4	2.03	16	1	13	0	0	5	31	22	12	7	3	3	1	34	0	0	0	119	0.81	6.40	0.90	9.90	11.33
2020-21	31	Canberra	AUBL	Fgn		1	2	6.53	9	2	6	1	0	2	20.2	28	16	15	2	8	0	16	0	0	1	95	1.74	12.20	3.50	7.00	2.00
2022-23	33	Melbourne	AUBL	Fgn		2	2	4.41	13	4	4	0	0	1	34.2	37	18	17	6	9	1	39	1	0	1	149	1.33	9.60	2.30	10.10	4.33
2023-24	34	Melbourne	AUBL	Fgn		4	2	3.00	8	6	0	0	0	0	33	36	13	11	4	8	0	28	0	0	3	139	1.33	9.80	2.20	7.60	3.50
Minors (6 seasons)						10	13	4.12	109	30	22	0	0	3	266.2	275	140	122	23	75	4	247	8	2	31	1141	1.31	9.30	2.50	8.30	3.29
All Levels (15 Seasons)						42	39	3.95	254	84	79	2	1	24	658.2	668	341	289	65	191	9	672	22	6	49	2821	1.30	9.10	2.60	9.20	3.52
ABL (12 seasons)						32	26	3.81	143	53	56	2	1	21	387.2	388	198	164	41	114	5	422	14	4	17	1660	1.30	9.00	2.60	9.80	3.70



JOHNATHON TRIPP - RHP - NO. 25

BORN: 25 May 1994 (Lancaster, Ohio, USA)
BATS/THROWS: Right/Right
HEIGHT/WEIGHT: 6-5, 235 lbs (196 cm, 106 kg)
SEASON WITH ACES: 1st

CAREER HIGHLIGHTS:

- Signed a MiLB deal with the Cincinnati Reds in Aug. of 2019
- Tossed 9.1 innings for Rookie-Advanced Greenville (0 ER, 14K, .125 BAA)
- Played college ball at Texas Tech (2013-2015) and New Mexico State (2017)
- The 2024/25 ABL season will mark Tripp's first season overseas, and his sixth organization in professional baseball



2024:

- Completed third season in the American Association in 2024
- Made 19 starts for the Cleburne Railroaders (2.97 ERA/112 IP)
- Amassed six innings or more in 11 of 19 starts in 2024
- Allowed 10 ER over 35 IP in last six outings

CAREER STATS

Year	Age	Tm	Lg	Lev	Aff	W	L	ERA	G	GS	CG	SHO	SV	IP	H	R	ER	HR	BB	IBB	SO	HBP	WP	WHIP	H9	BB9	SO9
2013	19	Texas Tech	B12	NCAA		1	2	6.23	18	3		0	3	39	56	28	27	3	13	1	31	5	5	1.769	12.9	3	7.2
2013	19	Green Bay	NWDS	Summ		4	1	3.89	22	3	0	0	3	37	34	18	16	4	18	0	31	2	1	1.405	8.3	4.4	7.5
2014	20	Texas Tech	B12	NCAA		0	1	2.73	12	3		0	1	26.1	24	10	8	0	5	0	16	3	0	1.101	8.2	1.7	5.5
2014	20	Newport	NECL	Summ		1	2	4.2	7	4	1	1	0	30	36	14	14	1	2	0	24	3	0	1.267	10.8	0.6	7.2
2015	21	Texas Tech	B12	NCAA		1	1	5.82	10	1		0	0	17	23	14	11	1	5	0	11	3	2	1.647	12.2	2.6	5.8
2016	22	Eau Claire	NWDS	Smr		0	2	7.83	12	0	0	0	1	23	36	23	20	2	8	0	18	1	0	1.913	14.1	3.1	7
2017	23	New Mexico	MWC	NCAA		6	2	5.42	15	13	0		0	83	102	59	50	12	22	1	55	7	2	1.494	11.1	2.4	6
2017	23	California City	PECO	Ind		2	1	3.67	5	5	0	0	0	27	26	11	11	3	7	0	33	1	1	1.222	8.7	2.3	11
2018	24	Florence	FRON	Ind		3	4	2.7	38	0	0	0	15	43.1	33	14	13	2	15	4	55	4	3	1.108	6.9	3.1	11.4
2019	25	Greenville	APPY	Rk	CIN	0	0	0	5	0	0	0	1	9.1	4	0	0	0	0	0	14	1	0	0.429	3.9	0	13.5
2019	25	Florence	FRON	Ind		4	3	1.06	27	2	0	0	13	42.1	28	8	5	3	10	1	41	2	1	0.898	6	2.1	8.7
2021	27	Florence	FRON	Ind		9	1	4.15	24	11	1	1	5	84.2	95	47	39	9	15	0	85	4	4	1.299	10.1	1.6	9
2022	28	Chicago	AA	Ind		3	3	4.32	31	9	0	0	0	73	77	37	35	6	18	0	69	3	5	1.301	9.5	2.2	8.5
2023	29	2 Teams	AA	Ind		3	3	6.19	31	9	0	0	0	72.2	89	51	50	10	24	0	76	7	1	1.555	11	3	9.4
2023	29	Chicago	AA	Ind		2	2	7.2	26	5	0	0	0	45	58	37	36	8	19	0	50	7	1	1.711	11.6	3.8	10
2023	29	Cleburne	AA	Ind		1	1	4.55	5	4	0	0	0	27.2	31	14	14	2	5	0	26	0	0	1.301	10.1	1.6	8.5
2024	30	Cleburne	AA	Ind		7	2	2.97	20	19	1	0	0	112	102	43	37	16	35	1	84	3	1	1.223	8.2	2.8	6.8
All Levels (11 Seasons)						44	28	4.2	277	82	3	2	42	719.2	765	377	336	72	197	8	643	49	26	1.337	9.6	2.5	8

ORGANIZATION

2024/25 ACES

HISTORY & RECORDS



JUN-WEI LIU - INF - NO. 28

BORN: 17 September 2004 (Taiwan)
BATS/THROWS: Right/Right
HEIGHT/WEIGHT: 5-9, 158 lbs (176 cm, 72 kg)
SEASON WITH ACES: 1st

2024/CAREER HIGHLIGHTS:

- Made his CPBL and professional debut in 2024
- Tied for youngest player on Dragons last year (19 years old during regular season)
- Appeared at SS in all 49 games he played... also appeared at 2B in two of those contests... committed 9 errors in 170 total chances (.947)
- 7/8 in SB attempts
- Batted .210 with 8 XBH
- Went 8-for-19 with HR over best five-game stretch in June
- Represented Chinese Taipei in U-23 Baseball World Cup last September (Led team in hits [7], HR [2], TB [15], and finished 4th in OPS [.921])



CAREER STATS

Year	Age	Tm	Lg	Lev	Aff	G	PA	AB	R	H	2B	3B	HR	RBI	SB	CS	BB	SO	BA	OBP	SLG	OPS	TB	GDP	HBP	SH	SF	IBB
2024	19	Wei Chuan	CPBL	Fgn		49	170	157	16	33	7	0	1	9	7	1	8	41	0.210	0.258	0.274	0.531	43	2	2	3	0	1
All Levels (1 Season)						49	170	157	16	33	7	0	1	9	7	1	8	41	0.210	0.258	0.274	0.531	43	2	2	3	0	1



SHUN-HO WANG - OF - NO. 30


BORN: 26 October 2001 (Taiwan)
BATS/THROWS: Right/Right
HEIGHT/WEIGHT: 5-8, 154 lbs (175 cm, 70 kg)
SEASON WITH ACES: 1st

CAREER HIGHLIGHTS:

- Made Dragons and Pro-Debut at age of 19 in 2021
- Played six games at 3B in rookie season
- Has exclusively played in the outfield since (14 G in CF, 21 G in LF, and 2 G in RF during 2024 season)
- Competed for Chinese Taipei in U-18 Baseball World Cup (2019) (Slashed .364/.481/.682)

2024:

- Played in 33 games for the Dragons in (CPBL) in 2024
- Slashed .318/.333/.386 over final 15 games
- 3 of his 4 XBH came against RHP
- Competed for Chinese Taipei in the U-23 Baseball World Cup in September
- Slugged .435 in the tournament, with 1 HR, 1 3B, and 3 RBI



ORGANIZATION

2024/25 ACES

CAREER STATS

Year	Age	Tm	Lg	Lev	Aff	G	PA	AB	R	H	2B	3B	HR	RBI	SB	CS	BB	SO	BA	OBP	SLG	OPS	TB	GDP	HBP	SH	SF	IBB
2021	19	Wei Chuan	CPBL	Fgn		9	26	25	2	3	0	0	0	0	0	0	0	7	0.120	0.120	0.120	0.240	3	0	0	1	0	0
2022	20	Wei Chuan	CPBL	Fgn		1	1	1	0	0	0	0	0	0	1	0	0	1	0.000	0.000	0.000	0.000	0	0	0	0	0	0
2023	21	Wei Chuan	CPBL	Fgn		8	14	14	1	1	0	0	0	0	0	0	0	5	0.071	0.071	0.071	0.143	1	0	0	0	0	0
2024	22	Wei Chuan	CPBL	Fgn		33	101	99	15	28	3	1	0	6	1	1	2	24	0.283	0.297	0.333	0.630	33	1	0	0	0	0
All Levels (4 Seasons)						51	142	139	18	32	3	1	0	6	2	1	2	37	0.230	0.241	0.266	0.507	37	1	0	1	0	0

HISTORY & RECORDS



TAIKI ONO - RHP - NO. 32

BORN: 30 May 1994 (Fukuoka, Japan)
BATS/THROWS: Right/Right
HEIGHT/WEIGHT: 6-0, 165 lbs (183 cm, 74 kg)
SEASON WITH ACES: 1st

CAREER HIGHLIGHTS:

- Drafted by Hanshin Tigers in 2nd Round of 2016 NPB Draft
- Made NPB debut on 21 May, 2017 vs Yakult
- Tossed career high 126.1 innings for Hanshin in 2018 (4.77 ERA)
- Acquired by Orix in a free trade
- Pitched at Fuji University - named best pitched in the Northern Tohoku University Baseball League after not allowing a run during the entire season
- Won the league's MVP Award the following year after logging 0.45 ERA

2024:

- Spent entire season with Orix's farm team in the Japan Western League
- 27 G, 26 IP, 2.08 ERA, 29 K
- Last pitched in the NPB in 2023: 5 G, 1 GS, 6 IP, 4 R



CAREER STATS

Year	Age	Tm	Lg	Lev	W	L	ERA	G	SHO	SV	IP	H	R	ER	HR	BB	IBB	SO	HBP	BK	WP	BF	WHIP	H9	BB9	SO9	SO/W
2017	23	2 Teams	2 Lgs	Fgn	3	9	4.31	20	0	0	102.1	101	50	49	8	56	0	81	5	1	6	451	1.53	8.9	4.9	7.1	1.45
2017	23	Hanshin	JPCL	NPB	2	7	4.35	15	0	0	78.2	78	38	38	6	40	0	63	5	0	4	343	1.50	8.9	4.6	7.2	1.58
2017	23	Hanshin	JPWL	Farm	1	2	4.18	5	0	0	23.2	23	12	11	2	16	0	18	0	1	2	108	1.65	8.7	6.1	6.8	1.13
2018	24	2 Teams	2 Lgs	Fgn	9	7	4.49	26	0	1	138.1	140	73	69	10	84	2	106	4	0	12	620	1.62	9.1	5.5	6.9	1.26
2018	24	Hanshin	JPCL	NPB	7	7	4.77	23	0	0	126.1	133	71	67	10	81	2	96	3	0	10	573	1.69	9.5	5.8	6.8	1.19
2018	24	Hanshin	JPWL	Farm	2	0	1.5	3	0	1	12.0	7	2	2	0	3	0	10	1	0	2	47	0.83	5.3	2.3	7.5	3.33
2019	25	2 Teams	2 Lgs	Fgn	1	2	3.58	19	0	0	27.2	23	11	11	1	24	2	18	1	0	1	127	1.70	7.5	7.8	5.9	0.75
2019	25	Hanshin	JPWL	Farm	1	1	4.5	5	0	0	16.0	12	8	8	1	11	0	12	0	0	1	69	1.44	6.8	6.2	6.8	1.09
2019	25	Hanshin	JPCL	NPB	0	1	2.31	14	0	0	11.2	11	3	3	0	13	2	6	1	0	0	58	2.06	8.5	10.0	4.6	0.46
2020	26	Hanshin	JPWL	Farm	0	4	11.51	15	0	0	22.2	33	29	29	4	27	0	14	2	3	2	125	2.65	13.1	10.7	5.6	0.52
2021	27	2 Teams	2 Lgs	Fgn	3	1	3.76	37	0	2	40.2	33	18	17	1	23	0	41	2	1	1	175	1.38	7.3	5.1	9.1	1.78
2021	27	Hanshin	JPWL	Farm	3	1	1.38	25	0	2	26.0	16	5	4	0	15	0	27	1	1	1	104	1.19	5.5	5.2	9.3	1.8
2021	27	Hanshin	JPCL	NPB	0	0	7.98	12	0	0	14.2	17	13	13	1	8	0	14	1	0	0	71	1.71	10.4	4.9	8.6	1.75
2022	28	2 Teams	2 Lgs	Fgn	1	1	6.15	33	0	2	33.2	28	26	23	2	34	0	37	1	0	5	161	1.84	7.5	9.1	9.9	1.09
2022	28	Hanshin	JPWL	Farm	1	1	6.91	28	0	2	28.2	21	23	22	1	31	0	30	1	0	5	136	1.81	6.6	9.7	9.4	0.97
2022	28	Hanshin	JPCL	NPB	0	0	1.8	5	0	0	5.0	7	3	1	1	3	0	7	0	0	0	25	2.00	12.6	5.4	12.6	2.33
2023	29	2 Teams	2 Lgs	Fgn	2	5	3.83	24	0	1	56.1	44	26	24	2	36	0	47	5	0	3	248	1.42	7.0	5.8	7.5	1.31
2023	29	Orix	JPWL	Farm	2	5	3.58	19	0	1	50.1	38	22	20	2	26	0	47	4	0	3	213	1.27	6.8	4.6	8.4	1.81
2023	29	Orix	JPCL	NPB	0	0	6	5	0	0	6.0	6	4	4	0	10	0	0	1	0	0	35	2.67	9.0	15.0	0.0	0
2024	30	Orix	JPWL	Farm	1	1	2.08	27	0	4	26.0	10	6	6	0	24	0	29	3	0	3	112	1.31	3.5	8.3	10.0	1.21
NPB (6 seasons)					9	15	4.68	74	0	0	242.1	252	132	126	18	155	4	186	11	0	14	1105	1.68	9.4	5.8	6.9	1.2
All Levels (8 Seasons)					20	30	4.58	201	0	10	447.2	412	239	228	28	308	4	373	23	5	33	2019	1.61	8.3	6.2	7.5	1.21



GREG BIRD - 1B - NO. 33

BORN: 9 November 1992 (Memphis, Tennessee, USA)

BATS/THROWS: Left/Right

HEIGHT/WEIGHT: 6-3, 220 lbs (190 cm, 99 kg)

SEASON WITH ACES: 2nd

ACES HIGHLIGHTS:

- 3 HR Game vs CAN on 16/11/24 made him only other Aces player to homer three times in a game, joining Darryl George (27/1/2018 at Perth)
- Led ABL with 11 HR and 40 RBI in 2023-24...First Aces player to lead ABL in HR since Blake Gailen led with 9 HR in 2020-21...7th player in Aces history to lead league in HR
- RBI total was third highest for a single season in Aces history... HR total was tied for 6th

CAREER HIGHLIGHTS:

- Four-year MLB career with the New York Yankees (186 games, .211 BA, 32 homers, 98 RBIs)
- Product of Grandview High School in Aurora, Colorado, USA
- Drafted by the New York Yankees in the 5th round of the 2011 MLB Draft out of Grandview, opted to sign professionally instead of playing collegiately at the University of Arkansas
- MLB debut 13 Aug. '15, first hit 15 Aug. 2015 off of TOR's LaTroy Hawkins; Bird became every-day 1B after Mark Teixeira injured leg on 17 Aug.
- Part of Yankees team in both the ALDS and ALCS in 2017; hit three postseason homers in 2017



CAREER STATS

Year	Age	Tm	Lg	Lev	Aff	G	PA	AB	R	H	2B	3B	HR	RBI	SB	CS	BB	SO	BA	OBP	SLG	OPS
2011	18	Yankees	GULF	Rk	NYN	4	13	12	0	1	0	0	0	0	0	0	1	4	0.083	0.154	0.083	0.237
2012	19	2 Teams	2 Lgs	Rk-A-	NYN	28	109	89	13	30	6	1	2	13	0	0	17	23	0.337	0.45	0.494	0.944
2012	19	Staten Island	NYPL	A-	NYN	11	47	40	4	16	4	0	2	8	0	0	6	10	0.4	0.489	0.65	1.139
2012	19	Yankees	GULF	Rk	NYN	17	62	49	9	14	2	1	0	5	0	0	11	13	0.286	0.419	0.367	0.787
2013	20	Charleston	SALL	A	NYN	130	573	458	84	132	36	3	20	84	1	1	107	132	0.288	0.428	0.511	0.939
2014	21	2 Teams	2 Lgs	A+-AA	NYN	102	441	369	52	100	30	1	14	43	1	0	63	97	0.271	0.376	0.472	0.848
2014	21	Trenton	EL	AA	NYN	27	116	95	16	24	8	0	7	11	0	0	18	27	0.253	0.379	0.558	0.937
2014	21	Tampa	FLOR	A+	NYN	75	325	274	36	76	22	1	7	32	1	0	45	70	0.277	0.375	0.442	0.817
2014	21	Scottsdale	AZFL	Fal		26	115	99	21	31	6	0	6	21	1	1	13	23	0.313	0.391	0.556	0.947
2015	22	2 Teams	2 Lgs	AA-AAA	NYN	83	362	318	44	88	23	1	12	52	1	1	35	57	0.277	0.356	0.469	0.825
2015	22	Scranton/Wilkes-Barre	IL	AAA	NYN	34	150	136	15	41	7	1	6	23	0	0	11	27	0.302	0.353	0.5	0.853
2015	22	Trenton	EL	AA	NYN	49	212	182	29	47	16	0	6	29	1	1	24	30	0.258	0.359	0.445	0.804
2015	22	NYN	AL	MLB	NYN	46	178	157	26	41	9	0	11	31	0	0	19	53	0.261	0.343	0.529	0.871
2016	23	Scottsdale	AZFL	Fal		17	78	65	9	14	4	1	1	10	1	0	12	17	0.215	0.346	0.354	0.7
2017	24	2 Teams	2 Lgs	AAA-A+	NYN	21	81	64	14	20	6	0	3	10	0	0	16	10	0.313	0.444	0.547	0.991
2017	24	Scranton/Wilkes-Barre	IL	AAA	NYN	15	59	47	12	14	4	0	3	7	0	0	11	9	0.298	0.424	0.575	0.998
2017	24	Tampa	FLOR	A+	NYN	6	22	17	2	6	2	0	0	3	0	0	5	1	0.353	0.5	0.471	0.971
2017	24	NYN	AL	MLB	NYN	48	170	147	20	28	7	0	9	28	0	0	19	42	0.191	0.288	0.422	0.71
2018	25	3 Teams	3 Lgs	AAA-AA-A+	NYN	12	49	39	9	8	0	0	3	8	0	0	10	11	0.205	0.367	0.436	0.803
2018	25	Scranton/Wilkes-Barre	IL	AAA	NYN	4	18	16	3	4	0	0	2	5	0	0	2	7	0.25	0.333	0.625	0.958
2018	25	Trenton	EL	AA	NYN	5	20	15	5	2	0	0	1	1	0	0	5	2	0.133	0.35	0.333	0.683
2018	25	Tampa	FLOR	A+	NYN	3	11	8	1	2	0	0	0	2	0	0	3	2	0.25	0.455	0.25	0.705
2018	25	NYN	AL	MLB	NYN	82	311	272	23	54	16	1	11	38	0	0	30	78	0.199	0.286	0.386	0.672
2019	26	NYN	AL	MLB	NYN	10	41	35	6	6	0	0	1	1	0	0	6	16	0.171	0.293	0.257	0.55
2019-20	26	Gigantes	DOWL	FgW		7	30	24	1	3	0	0	0	1	0	0	6	9	0.125	0.3	0.125	0.425
2021	28	Albuquerque	AAAW	AAA	COL	112	461	393	63	105	21	1	27	91	0	1	58	106	0.267	0.362	0.532	0.894
2022	29	Scranton/Wilkes-Barre	IL	AAA	NYN	59	240	206	16	45	8	1	6	22	2	0	31	61	0.218	0.325	0.354	0.679
2023-24	30	Melbourne	AUBL	Fgn		40	161	141	20	39	4	0	11	40	2	1	15	22	0.277	0.348	0.539	0.887
2023	30	Québec	FRON	Ind		11	44	41	4	12	1	0	1	4	0	0	3	5	0.293	0.341	0.39	0.731
2024	31	Jalisco	MEX	Ind		72	306	262	50	83	15	0	18	51	0	1	31	39	0.317	0.399	0.58	0.979
MLB (4 Seasons)						186	700	611	75	129	32	1	32	98	0	0	74	189	0.211	0.301	0.424	0.725
All Levels (13 Seasons)						910	3763	3191	475	840	192	10	156	548	9	6	492	805	0.263	0.365	0.476	0.842



EVAN RUTCKYJ (RUT-SKEE) - LHP - NO. 34

BORN: 31 January 1992 (Windsor, Ontario, Canada)

BATS/THROWS: Right/Left

HEIGHT/WEIGHT: 6-6, 235 lbs (198 cm, 106 kg)

SEASON WITH ACES: 3rd

QUICK HITS:

- 2024 marks 14th professional season and 3rd stint with the Aces
- In his post-affiliated career, he has journeyed across the globe, pitching in seven different independent and foreign leagues across the United States, Canada, Mexico, Australia, and Japan
- Excelled at limiting hard contact with Aces last year, holding opponents to a .208 batting average while allowing just two extra-base hits over 20 innings
- Was stellar at home, pitching to a 1.64 ERA through 11 innings
- Just completed his first season in the Mexican League (3 ER/13.2 IP between El Aguila de Veracruz and Pericos de Puebla.)

CAREER HIGHLIGHTS:

- Drafted by the New York Yankees in the 16th round of the 2010 MLB Draft out of St. Joseph's Catholic High School in St. Thomas, Ontario, Canada
- Reached Double-A Trenton in three separate seasons from 2015-2017
- Has been almost exclusively a reliever since 2014
- Long professional career with Team Canada that includes the 2023 World Baseball Classic (2 G, 2.2 IP, 4 ER, 3K vs Great Britain and Mexico)



CAREER STATS

Year	Age	Tm	Lg	Lev	Aff	W	L	ERA	G	GS	SV	IP	H	R	ER	HR	BB	IBB	SO	HBP	WP	WHIP	H9	BB9	SO9
2010	18	Yankees	GULF	Rk	NY	0	0	0	1	0	0	1.0	0	0	0	0	0	0	0	0	0	0	0	0	0
2011	19	Yankees	GULF	Rk	NY	5	3	4.76	12	8	0	45.1	42	30	24	4	24	0	37	1	5	1.456	8.3	4.8	7.3
2012	20	2 Teams	2 Lgs	A--A	NY	8	8	3.91	21	20	0	101.1	102	51	44	4	49	0	86	7	5	1.49	9.1	4.4	7.6
2012	20	Charleston	SALL	A	NY	3	2	4.5	6	6	0	24	22	13	12	0	14	0	23	2	0	1.5	8.3	5.3	8.6
2012	20	Staten Island	NYPL	A-	NY	5	6	3.72	15	14	0	77.1	80	38	32	4	35	0	63	5	5	1.487	9.3	4.1	7.3
2013	21	Charleston	SALL	A	NY	10	9	5.03	25	19	0	118	128	76	66	10	60	0	102	10	22	1.593	9.8	4.6	7.8
2014	22	2 Teams	2 Lgs	A-A+	NY	5	3	3.81	34	0	1	49.2	44	26	21	2	37	1	58	5	10	1.631	8	6.7	10.5
2014	22	Tampa	FLOR	A+	NY	1	0	3.65	12	0	0	12.1	13	9	5	0	15	0	12	0	2	2.27	9.5	10.9	8.8
2014	22	Charleston	SALL	A	NY	4	3	3.86	22	0	1	37.1	31	17	16	2	22	1	46	5	8	1.42	7.5	5.3	11.1
2015	23	2 Teams	2 Lgs	A+-AA	NY	3	2	2.63	36	0	1	61.2	57	24	18	4	21	1	82	4	12	1.265	8.3	3.1	12
2015	23	Trenton	EL	AA	NY	1	0	3.06	11	0	1	17.2	14	6	6	1	6	0	23	1	4	1.132	7.1	3.1	11.7
2015	23	Tampa	FLOR	A+	NY	2	2	2.45	25	0	0	44	43	18	12	3	15	1	59	3	8	1.318	8.8	3.1	12.1
2016	24	3 Teams	3 Lgs	RK-AA-A-	NY	1	0	3.6	10	3	0	10	11	5	4	0	9	0	13	0	1	2	9.9	8.1	11.7
2016	24	Trenton	EL	AA	NY	0	0	13.5	4	0	0	2.0	5	3	3	0	6	0	2	0	1	5.5	22.5	27	9
2016	24	Staten Island	NYPL	A-	NY	1	0	0	1	0	0	2.0	2	0	0	0	0	0	2	0	0	1	9	0	9
2016	24	Yankees East	GULF	Rk	NY	0	0	1.5	5	3	0	6.0	4	2	1	0	3	0	9	0	0	1.167	6	4.5	13.5
2017	25	Trenton	EL	AA	NY	0	0	13.5	1	0	0	0.2	2	1	1	0	0	0	1	0	0	3	27	0	13.5
2017	25	Winnipeg	AA	Ind		2	0	5.57	22	0	1	21	25	17	13	0	13	0	21	1	4	1.81	10.7	5.6	9
2018	26	Ottawa	CAMA	Ind		2	6	5.64	26	9	0	67	69	48	42	8	29	1	65	3	4	1.463	9.3	3.9	8.7
2019-20	27	Adelaide	AUBL	Fgn		2	2	3.63	14	0	0	17.1	16	8	7	1	9	0	25	1	1	1.442	8.3	4.7	13
2019	27	Ottawa	CAMA	Ind		2	2	3.03	29	0	3	35.2	27	14	12	0	26	0	53	2	5	1.486	6.8	6.6	13.4
2021	29	Québec	FRON	Ind		3	1	0.86	27	1	6	31.1	17	5	3	0	13	0	34	1	3	0.957	4.9	3.7	9.8
2021-22	29	Los Mochis	MXPW	FgW		1	2	7.13	8	3	0	17.2	23	14	14	4	7	1	15	2	1	1.698	11.7	3.6	7.6
2022-23	30	Melbourne	ABL	Fgn		3	1	3.43	17	0	1	21	17	9	8	3	5	0	27	2	2	1.048	7.3	2.1	11.6
2023-24	31	Melbourne	ABL	Fgn		2	2	4.05	18	0	0	20	15	10	9	1	14	2	23	1	0	1.45	6.8	6.3	10.4
2023	31	Québec	FRON	Ind		1	0	1.59	20	0	1	22.2	20	4	4	1	11		27			1.368	7.9	4.4	10.7
2024	32	2 Teams	MEX	Ind		0	0	1.98	16	0	0	13.2	10	4	3	0	11	0	11	0	0	1.537	6.6	7.2	7.2
2024	32	Puebla	MEX	Ind		0	0	9	1	0	0	1	1	1	1	0	1	0	0	0	0	2	9	9	0
2024	32	Veracruz	MEX	Ind		0	0	1.42	15	0	0	12.2	9	3	2	0	10	0	11	0	0	1.5	6.4	7.1	7.8
All Levels (14 Seasons)						50	41	4.03	337	63	14	655	625	346	293	42	338	6	680	40	75	1.47	8.6	4.6	9.3

ORGANIZATION

2024/25 ACES

HISTORY & RECORDS

32



JOEY STEELE - RHP - NO. 35

BORN: 15 November 1995 (San Francisco, CA, USA)

BATS/THROWS: Right/Right

HEIGHT/WEIGHT: 6-2, 194 lbs (188 cm, 88 kg)

SEASON WITH ACES: 2nd

CAREER HIGHLIGHTS:

- Tossed scoreless outings in 18 of his 19 appearances with the Aces in 2023-24
- Made one start for Melbourne last season (23/12/2023 - 1IP, 0 R, 1H)
- Secured seven saves with the Winnipeg Goldeyes of the American Association in 2024, tying him for the team lead
- Drafted by the Miami Marlins in the 30th round of the 2019 MLB Draft out of the University of San Francisco
- Primarily a reliever in college, Steele made 81 appearances and pitched four years at USF
- Pro career began in 2019 with Low-A Batavia of the Marlins' organization, where he went 2-0 with a 2.08 ERA in 19 appearances with 33 strikeouts in 21 and 2/3 innings
- Did not pitch in 2020 (pandemic), resumed career in 2021 and went 3-2 with a 3.88 ERA in 29 app. with Single-A Jupiter and High-A Beloit
- Career year across three levels in the Miami system in 2022, going 3-0 with a 1.40 ERA over 19 app.
- Pitched for Lexington of the independent Atlantic League in 2023, going 2-4 with a 3.61 ERA ... his 49 appearances were sixth-most in the ATLL, and his 14.1 K/9 (98 K in 62 and 1/3 IP) were fourth



ORGANIZATION

2024/25 ACES

CAREER STATS

Year	Age	Tm	Lg	Lev	Aff	W	L	ERA	G	GS	CG	SHO	SV	IP	H	R	ER	HR	BB	SO	HBP	WP	BF	WHIP	H9	BB9	SO9
2016	20	San Francisco	WCC	NCAA		0	2	7.24	15	1	0	0	0	13.2	19	11	11	2	5	12	2	2	67	1.756	12.5	3.3	7.9
2016	20	Wisconsin	NWDS	Smr		0	3	11.81	9	3	0	0	0	16	32	23	21	3	5	10	1	10	81	2.313	18	2.8	5.6
2017	21	San Francisco	WCC	NCAA		0	3	5.04	22	0	0	0	1	30.1	31	21	17	4	10	22	4	1	132	1.352	9.2	3	6.5
2018	22	San Francisco	WCC	NCAA		0	2	3.15	16	1	0	0	0	20	19	11	7	1	8	22	1	3	86	1.35	8.6	3.6	9.9
2019	23	San Francisco	WCC	NCAA		1	4	5.91	28	1	0	0	11	35	38	25	23	4	13	54	4	1	159	1.457	9.8	3.3	13.9
2019	23	Batavia	NYPL	A-	MIA	2	0	2.08	19	0	0	0	1	21.2	23	6	5	2	5	33	0	1	90	1.292	9.6	2.1	13.7
2021	25	2 Teams	2 Lgs	A-A+	MIA	3	2	3.88	29	0	0	0	5	46.1	37	21	20	5	14	74	2	6	194	1.101	7.2	2.7	14.4
2021	25	Beloit	HAC	A+	MIA	0	1	9	9	0	0	0	0	13	17	13	13	3	5	13	1	2	62	1.692	11.8	3.5	9
2021	25	Jupiter	LASE	A	MIA	3	1	1.89	20	0	0	0	5	33.1	20	8	7	2	9	61	1	4	132	0.87	5.4	2.4	16.5
2022	26	3 Teams	3 Lgs	A-A+-Rk	MIA	3	0	1.4	19	1	0	0	1	25.2	9	4	4	2	3	31	0	0	89	0.468	3.2	1.1	10.9
2022	26	Beloit	MIDW	A+	MIA	0	0	1.93	8	0	0	0	0	9.1	4	2	2	1	2	9	0	0	34	0.643	3.9	1.9	8.7
2022	26	Jupiter	FLOR	A	MIA	2	0	1.59	8	0	0	0	1	11.1	4	2	2	1	1	17	0	0	39	0.441	3.2	0.8	13.5
2022	26	Marlins	FCL	Rk	MIA	1	0	0	3	1	0	0	0	5	1	0	0	0	0	5	0	0	16	0.2	1.8	0	9
2023-24	27	Melbourne	AUBL	Fgn		1	1	1.4	19	1	0	0	2	25.2	18	4	4	1	6	33	0	0	101	0.935	6.3	2.1	11.6
2023	27	Lexington	ATLL	Ind		2	4	3.61	49	0	0	0	3	62.1	53	31	25	12	16	98	4	1	259	1.107	7.7	2.3	14.1
2024	28	Winnipeg	AA	Ind		1	1	2.41	17	0	0	0	7	18.2	14	7	5	3	5	16	1	0	76	1.018	6.8	2.4	7.7
All Levels (8 Seasons)						13	22	4.05	242	8	0	0	31	315.1	293	164	142	39	90	405	19	25	1334	1.215	8.4	2.6	11.6

HISTORY & RECORDS



JACK ENCIONDO - RHP - NO. 38

BORN: 26 January 1997 (Canberra, Australia)
BATS/THROWS: Right/Right
HEIGHT/WEIGHT: 6-1, 209 lbs (185 cm, 105 kg)
SEASON WITH ACES: 7th

- ABL CAREER:**
- Has logged 74.1 innings over six seasons with the Aces
 - Has a career 5.93 ERA with 68 strikeouts
 - Best season came in 2020-21 when he allowed five ER over 12.1 IP (3.65)
 - Set career high in innings in 2018-19 when he tossed 34.1 over eight starts
 - Led Aces with 5 wins in 2018/19

- 2024:**
- Appeared in three games for Aces and made one start
 - 5.2 IP, 5 ER

- CAREER HIGHLIGHTS:**
- Pitched two seasons at Hill College (JUCO) in Texas
 - Represented Australia in the U-18 Baseball World Cup (2015) and U-23 Baseball World Cup (2018)



CAREER STATS

Year	Age	Tm	Lg	Lev	Aff	W	L	ERA	G	GS	GF	CG	SHO	SV	IP	H	R	ER	HR	BB	IBB	SO	HBP	BK	WP	BF	WHIP	H9	BB9	SO9	SO/W
2017-18	20	Melbourne	AUBL	Fgn		0	0	5.19	6	0	2	0	0	0	8.2	5	5	5	0	4	0	9	0	0	0	36	1.04	5.2	4.2	9.3	2.25
2018-19	21	Melbourne	AUBL	Fgn		2	5	5.77	9	8	0	0	0	0	34.1	41	23	22	2	21	0	33	3	0	2	163	1.81	10.7	5.5	8.7	1.57
2019-20	22	Melbourne	AUBL	Fgn		0	0	16.62	3	0	1	0	0	0	4.1	8	10	8	0	8	1	3	0	0	0	30	3.69	16.6	16.6	6.2	0.38
2020-21	23	Melbourne	AUBL	Fgn		1	0	3.65	5	1	0	0	0	0	12.1	11	6	5	2	8	0	10	0	1	0	57	1.54	8.0	5.8	7.3	1.25
2022-23	25	Melbourne	AUBL	Fgn		1	0	4.00	6	0	4	0	0	0	9.0	13	9	4	3	5	0	9	1	0	1	48	2.00	13.0	5.0	9.0	1.80
2023-24	26	Melbourne	AUBL	Fgn		0	1	7.94	3	1	0	0	0	0	5.2	6	5	5	1	6	0	4	0	0	3	30	2.12	9.5	9.5	6.4	0.67
ABL (6 Seasons)						4	6	5.93	32	10	7	0	0	0	74.1	84	58	49	8	52	1	68	4	1	6	364	1.83	10.2	6.3	8.2	1.31

ORGANIZATION

2024/25 ACES

HISTORY & RECORDS



ARTURO DISLA - 1B - NO. 39

BORN: 8 October 2000 (La Vega, Dominican Republic)

BATS/THROWS: Right/Right

HEIGHT/WEIGHT: 6-2, 240 lbs (188 cm, 108 kg)

SEASON WITH ACES: 1st

CAREER HIGHLIGHTS:

- Signed as undrafted FA by the Texas Rangers on 24 July, 2023
- Made pro debut in Dominican Summer League in 2023 (.884 OPS)
- Played college ball at Wayland Baptist University (NAIA) in Texas
- Became the 7th member from the program to ink a deal with an MLB org.
- Prior to his time at WBU, he also played one season at Southeastern Community College in Iowa (.343 AVG, 17 HR, 51 G)
- 25th member of the program to play with an MLB org.
- Slashed .340/.433/.618 with 10 HR in 40 G for Chillicothe of the Prospect League before signing with the Rangers



2024:

- Played 121 games for Low-A Down East and High-A Hickory
- Slashed .274/.349/.458
- 19 HR were third most of any player in Rangers minor-league system
- Also ranked top seven in doubles (25), RBI (71), and OPS (.807) in Rangers farm
- One of 94 players in affiliated ball to launch 19 or more homers

CAREER STATS

Year	Age	Tm	Lg	Lev	Aff	G	PA	AB	R	H	2B	3B	HR	RBI	SB	CS	BB	SO	BA	OBP	SLG	OPS	TB	GDP	HBP	SH	SF	IBB
2023	22	Rangers Red	DOSL	FRk	TEX	19	77	62	11	17	3	0	3	12	0	0	9	13	0.274	0.416	0.468	0.883	29	1	6	0	0	1
2024	23	2 Teams	2 Lgs	A-A+	TEX	121	498	445	52	122	25	0	19	71	4	3	43	101	0.274	0.349	0.458	0.808	204	12	9	0	1	0
2024	23	Hickory	SALL	A+	TEX	34	139	125	17	32	8	0	8	21	2	2	11	36	0.256	0.324	0.512	0.836	64	3	2	0	1	0
2024	23	Down East	CARL	A	TEX	87	359	320	35	90	17	0	11	50	2	1	32	65	0.281	0.359	0.438	0.797	140	9	7	0	0	0
Minors (2 seasons)						140	575	507	63	139	28	0	22	83	4	3	52	114	0.274	0.358	0.460	0.818	233	13	15	0	1	1



CHRIS PROCTOR - C/IF/OF - NO. 41

BORN: 8 March, 1997 (Gastonia, North Carolina, USA)
BATS/THROWS: Left/Right
HEIGHT/WEIGHT: 6-1, 175 lbs (185 cm, 79 kg)
SEASON WITH ACES: 1st

2024:

- Played 110 games for Lancaster Barnstormers - most games he has played in his professional career
- Hit .258 with 12 HR
- Threw out 18 of 113 potential base stealers (14%)

CAREER HIGHLIGHTS:

- Drafted by Detroit Tigers in 13th round of 2018 MLB Amateur Draft out of Duke University
- Spent three seasons in the Tigers system: 150 G, .194, 3 HR, 42 RBI
- Reached AAA in 2021: (15 G, .206)

POST AFFILIATED CAREER:

- Joined High Point Rockers of Atlantic League in 2022 and hit .296 in his debut season
- Traded to Lancaster later that season and finished with .243 average in 32 games
- Has played for Lancaster since
- 241 G, .264/.326/.412, 19 HR since joining Atlantic League



CAREER STATS

Year	Age	Tm	Lg	Lev	Aff	G	PA	AB	R	H	2B	3B	HR	RBI	SB	CS	BB	SO	BA	OBP	SLG	OPS	TB	HBP	SH	SF	IBB
2016	19	Duke	ACC	NCAA		50	197	171	27	48	1	2	0	17	0	4	16	27	0.281	0.351	0.310	0.661	53	3	6	1	0
2017	20	Duke	ACC	NCAA		45	171	149	24	38	4	2	0	21	3	0	12	26	0.255	0.305	0.309	0.614	46	1	4	5	0
2017	20	Hyannis	CCBL	Smr		25	83	78	10	23	2	1	1	12	2	1	4	21	0.295	0.337	0.385	0.722	30	1	0	0	0
2018	21	Duke	ACC	NCAA		62	286	248	43	71	12	3	4	46	12	2	28	43	0.286	0.364	0.407	0.771	101	4	3	3	1
2018	21	2 Teams	2 Lgs	A-Rk	DET	33	109	96	7	11	1	2	0	6	3	1	9	24	0.115	0.189	0.167	0.355	16	0	3	1	0
2018	21	West Michigan	MIDW	A	DET	31	102	90	6	10	1	1	0	6	3	0	8	22	0.111	0.182	0.144	0.326	13	0	3	1	0
2018	21	Tigers West	GULF	Rk	DET	2	7	6	1	1	0	1	0	0	0	1	1	2	0.167	0.286	0.500	0.786	3	0	0	0	0
2019	22	2 Teams	2 Lgs	A-A+	DET	69	275	256	30	62	8	0	2	27	5	1	16	46	0.242	0.284	0.297	0.581	76	0	0	3	0
2019	22	Lakeland	FLOR	A+	DET	13	40	38	4	10	0	0	0	2	0	0	2	6	0.263	0.300	0.263	0.563	10	0	0	0	0
2019	22	West Michigan	MIDW	A	DET	56	235	218	26	52	8	0	2	25	5	1	14	40	0.239	0.281	0.303	0.584	66	0	0	3	0
2021	24	4 Teams	4 Lgs	AA-AAA-A-A+	DET	48	159	138	21	22	6	0	1	9	3	0	18	61	0.159	0.258	0.225	0.483	31	1	0	2	0
2021	24	Toledo	AAAE	AAA	DET	15	35	34	6	7	0	0	0	3	0	0	1	13	0.206	0.229	0.206	0.435	7	0	0	0	0
2021	24	Erie	AANE	AA	DET	17	64	58	9	9	2	0	1	5	0	0	4	27	0.155	0.203	0.241	0.445	14	0	0	2	0
2021	24	West Michigan	HAC	A+	DET	5	20	15	3	2	2	0	0	0	0	0	5	8	0.133	0.350	0.267	0.617	4	0	0	0	0
2021	24	Lakeland	LASE	A	DET	11	40	31	3	4	2	0	0	1	3	0	8	13	0.129	0.325	0.194	0.519	6	1	0	0	0
2022	25	2 Teams	ATLL	Ind		69	243	219	32	59	14	4	3	36	3	2	19	43	0.269	0.325	0.411	0.736	90	1	0	4	0
2022	25	High Point	ATLL	Ind		37	120	108	13	32	9	2	0	17	1	1	9	21	0.296	0.350	0.417	0.767	45	1	0	2	0
2022	25	Lancaster	ATLL	Ind		32	123	111	19	27	5	2	3	19	2	1	10	22	0.243	0.301	0.405	0.706	45	0	0	2	0
2023	26	Lancaster	ATLL	Ind		62	177	158	34	43	7	3	4	25	13	5	11	34	0.272	0.318	0.430	0.749	68	2	1	5	0
2024	27	Lancaster	ATLL	Ind		110	457	407	72	105	18	3	12	64	46	5	42	90	0.258	0.329	0.405	0.734	165	3	1	4	0
Minors (3 seasons)						150	543	490	58	95	15	2	3	42	11	2	43	131	0.194	0.257	0.251	0.508	123	1	3	6	0
College (3 seasons)						157	654	568	94	157	17	7	4	84	15	6	56	96	0.276	0.345	0.352	0.697	200	8	13	9	1
Other (4 seasons)						266	960	862	148	230	41	11	20	137	64	13	76	188	0.267	0.327	0.410	0.736	353	7	2	13	0
All Levels (8 Seasons)						573	2157	1920	300	482	73	20	27	263	90	21	175	415	0.251	0.315	0.352	0.667	676	16	18	28	1

ORGANIZATION

2024/25 ACES

HISTORY & RECORDS



JARRYD DALE - INF - NO. 43

BORN: 11 September 2000 (Melbourne, VIC, Australia)
BATS/THROWS: Right/Right
HEIGHT/WEIGHT: 6-0, 185 lbs (182 cm, 84 kg)
SEASON WITH ACES: 8th

ABL CAREER:

- Led Aces in hitting last season (.327)
- Beginning seventh eighth with the Aces as a native of Melbourne
- Began career with Melbourne in 2016/17 (played 24 games and hit .206 as a rookie)
- Fourth all-time in Aces history in games played (215), at-bats (720), hits (179), stolen bases (20)...fifth in runs scored (78), total bases (240), doubles (26), fourth in stolen bases (20), and first in sacrifice bunts (10)

CAREER HIGHLIGHTS:

- Signed with San Diego Padres as minor-league FA in July of 2017
- Has reached Triple-A El Paso in the San Diego Padres system twice
- 588 games of professional experience
- Spent six seasons in Padres system

2024:

- Played 41 games between High-A Fort Wayne and Double-A San Antonio in Padres organization
- Slashed .171/.225/.288



ORGANIZATION

2024/25 ACES

CAREER STATS

Year	Age	Tm	Lg	Lev	Aff	G	PA	AB	R	H	2B	3B	HR	RBI	SB	CS	BB	SO	BA	OBP	SLG	OPS	TB	GDP	HBP	SH	SF	IBB
2016-17	15	Melbourne	AUBL	Fgn		24	70	68	5	14	2	0	1	10	1	1	1	19	0.206	0.217	0.279	0.497	19	2	0	1	0	0
2017-18	16	Melbourne	AUBL	Fgn		39	158	147	19	39	7	1	3	12	2	2	10	42	0.265	0.312	0.388	0.700	57	3	0	1	0	0
2018	17	2 Teams	ARIZ	Rk	SDP	40	131	120	14	22	6	0	0	6	3	1	7	47	0.183	0.252	0.233	0.485	28	2	4	0	0	0
2018	17	Padres 1	ARIZ	Rk	SDP	29	96	87	12	18	5	0	0	6	3	0	7	28	0.207	0.281	0.264	0.546	23	1	2	0	0	0
2018	17	Padres 2	ARIZ	Rk	SDP	11	35	33	2	4	1	0	0	0	0	1	0	19	0.121	0.171	0.152	0.323	5	1	2	0	0	0
2018-19	17	Melbourne	AUBL	Fgn		32	108	94	13	17	2	0	0	5	4	1	11	24	0.181	0.271	0.202	0.473	19	2	1	1	1	0
2019	18	Padres 2	ARIZ	Rk	SDP	31	123	113	16	34	5	0	0	16	6	1	8	36	0.301	0.358	0.345	0.703	39	5	2	0	0	1
2019-20	18	Melbourne	AUBL	Fgn		32	97	92	10	18	2	0	1	3	2	2	5	33	0.196	0.237	0.250	0.487	23	2	0	0	0	0
2020-21	19	Melbourne	AUBL	Fgn		23	88	80	6	21	3	0	2	9	4	1	3	23	0.263	0.286	0.375	0.661	30	5	0	4	1	0
2021	20	Lake Elsinore	LAW	A	SDP	102	446	402	66	108	23	2	6	60	31	8	32	109	0.269	0.330	0.381	0.710	153	9	6	3	3	1
2022	21	2 Teams	2 Lgs	A+-AAA	SDP	134	552	462	52	92	19	3	4	39	27	7	79	137	0.199	0.318	0.279	0.597	129	9	4	2	5	0
2022	21	El Paso	PCL	AAA	SDP	10	33	27	5	6	2	0	0	4	0	0	5	7	0.222	0.333	0.296	0.630	8	1	0	0	1	0
2022	21	Fort Wayne	MIDW	A+	SDP	124	519	435	47	86	17	3	4	35	27	7	74	130	0.198	0.317	0.278	0.595	121	8	4	2	4	0
2022-23	21	Melbourne	AUBL	Fgn		34	142	132	10	35	6	0	3	11	4	2	6	35	0.265	0.300	0.379	0.679	50	3	1	2	1	0
2023	22	3 Teams	3 Lgs	A+-Rk-AAA	SDP	24	93	78	14	19	7	1	1	7	7	2	13	26	0.244	0.366	0.397	0.763	31	4	2	0	0	0
2023	22	El Paso	PCL	AAA	SDP	3	13	10	2	3	0	0	0	1	0	1	3	4	0.300	0.462	0.300	0.762	3	1	0	0	0	0
2023	22	Fort Wayne	MIDW	A+	SDP	12	45	37	7	8	4	0	1	1	1	1	6	17	0.216	0.356	0.405	0.761	15	2	2	0	0	0
2023	22	Padres	ACL	Rk	SDP	9	35	31	5	8	3	1	0	5	6	0	4	5	0.258	0.343	0.419	0.762	13	1	0	0	0	0
2023-24	22	Melbourne	AUBL	Fgn		32	118	107	15	35	4	0	1	11	3	3	8	22	0.327	0.385	0.393	0.777	42	1	2	1	0	0
2024	23	2 Teams	2 Lgs	AA-A+	SDP	41	122	111	11	19	2	1	3	9	2	1	6	38	0.171	0.225	0.288	0.513	32	3	2	2	1	0
2024	23	San Antonio	TL	AA	SDP	33	93	85	7	12	2	0	3	6	1	1	3	28	0.141	0.187	0.271	0.457	23	3	2	2	1	0
2024	23	Fort Wayne	MIDW	A+	SDP	8	29	26	4	7	0	1	0	3	1	0	3	10	0.269	0.345	0.346	0.691	9	0	0	0	0	0
ABL (7 seasons)						215	781	720	78	179	26	1	11	61	20	12	44	198	0.249	0.294	0.333	0.628	240	18	4	10	3	0
All Levels (9 Seasons)						588	2248	2006	251	473	88	8	25	198	96	32	189	591	0.236	0.308	0.325	0.633	652	50	24	17	12	2

HISTORY & RECORDS



CAMERON GIBBENS - RHP - NO. 45

BORN: 4 July, 1995 (Melbourne, VIC, Australia)

BATS/THROWS: Left/Right

HEIGHT/WEIGHT: 6-8, 194 lbs (203 cm, 87 kg)

SEASON WITH ACES: 4th

2024:


- Productive out of the bullpen for the Aces last season:
3.60 ERA, 20 IP, 23 K, .156 BAA
- Career highs in innings and strikeouts
- Struggled with command (16 BB)

ABL CAREER:

- Made Melbourne debut in 2019-20 tossing 4.2 IP
- Over 40.1 innings over four seasons, opponents are hitting just .162 against him
- 3.35 ERA, 47 K

CAREER NOTES:

- Signed as minor-league free agent with the Los Angeles Dodgers in December of 2019
- Pitching two seasons in the Dodgers organization
- Reached AA twice: 22 G, 34 K, 12.90 ERA
- Most recently pitched in affiliated ball in 2022
- Pitched for Team Australia in 2022 Samurai Japan Series



CAREER STATS


Year	Age	Tm	Lg	Lev	Aff	W	L	W-L%	ERA	RA9	G	GS	GF	CG	SHO	SV	IP	H	R	ER	HR	BB	IBB	SO	HBP	BK	WP	BF	WHIP	H9	BB9	SO9	SO/W
2019-20	23	Melbourne	AUBL	Fgn		0	1	0	3.86	3.86	3	0	1	0	0	0	4.2	4	2	2	1	3	0	5	1	0	0	22	1.50	7.7	5.8	9.6	1.67
2020-21	24	Melbourne	AUBL	Fgn		2	0	1	1.86	1.86	10	0	2	0	0	0	9.2	4	2	2	0	8	0	17	1	0	0	40	1.24	3.7	7.4	15.8	2.13
2021	25	3 Teams	3 Lgs	A+-AA-A	LAD	4	2	0.667	3.47	3.47	35	0	10	0	0	3	46.2	35	18	18	4	32	0	83	4	1	5	206	1.44	6.8	6.2	16.0	2.59
2021	25	Tulsa	AACN	AA	LAD	0	1	0	7.88	7.88	13	0	0	0	0	0	16	20	14	14	3	18	0	25	2	0	2	88	2.38	11.3	10.1	14.1	1.39
2021	25	Great Lakes	HAC	A+	LAD	3	0	1	1.33	1.33	15	0	8	0	0	2	20.1	9	3	3	1	10	0	35	1	1	2	77	0.93	4.0	4.4	15.5	3.50
2021	25	Rancho Cucamonga	LAW	A	LAD	1	1	0.5	0.87	0.87	7	0	2	0	0	1	10.1	6	1	1	0	4	0	23	1	0	1	41	0.97	5.2	3.5	20.0	5.75
2022	26	2 Teams	2 Lgs	AA-Rk	LAD	0	0		25.65	25.65	10	0	1	0	0	0	6.2	2	19	19	0	28	0	10	5	0	5	55	4.50	2.7	37.8	13.5	0.36
2022	26	Tulsa	TL	AA	LAD	0	0		25.58	25.58	9	0	1	0	0	0	6.1	1	18	18	0	25	0	9	5	0	4	50	4.11	1.4	35.5	12.8	0.36
2022	26	Dodgers	ACL	Rk	LAD	0	0		27.00	27.00	1	0	0	0	0	0	0.1	1	1	1	0	3	0	1	0	0	1	5	12.00	27.0	81.0	27.0	0.33
2022-23	26	Melbourne	AUBL	Fgn		0	0		4.50	6.00	6	0	2	0	0	0	6	3	4	3	1	8	0	2	2	0	0	28	1.83	4.5	12.0	3.0	0.25
2023-24	27	Melbourne	AUBL	Fgn		2	1	0.667	3.60	3.60	13	1	4	0	0	0	20	10	8	8	1	16	0	23	3	0	3	83	1.30	4.5	7.2	10.4	1.44
		Minors (2 seasons)		Minors		4	2	0.667	6.24	6.24	45	0	11	0	0	3	53.1	37	37	37	4	60	0	93	9	1	10	261	1.82	6.2	10.1	15.7	1.55
		Foreign (4 seasons)		Foreign		4	2	0.667	3.35	3.57	32	1	9	0	0	0	40.1	21	16	15	3	35	0	47	7	0	3	173	1.39	4.7	7.8	10.5	1.34
		All Levels (5 Seasons)				8	4	0.667	5.00	5.09	77	1	20	0	0	3	93.2	58	53	52	7	95	0	140	16	1	13	434	1.63	5.6	9.1	13.5	1.47

DOVDAS NEVERAUSKAS - RHP - NO. ##

BORN: 14 January, 1993 (Vilnius, Lithuania)
BATS/THROWS: Right/Right
HEIGHT/WEIGHT: 6-3, 225 lbs (190 cm, 102 kg)
SEASON WITH ACES: 1st
PRONUNCIATION: DOE-vee-duss nev-er-OWS-kiss

2024:
- Appeared in 34 games for Charros de Jalisco of the Mexican League where he registered a 5.81 ERA over 31 innings.

- CAREER NOTES:**
- First Lithuanian-born player to play in MLB and NPB
 - Made MLB debut on 24 April, 2017 with Pittsburgh Pirates vs Chicago Cubs (2 IP, 1 ER, 1 K
 - Pitched four seasons for the Pittsburgh Pirates from 2017 to 2020
 - Over 76 appearances, he tossed 80.2 innings and pitched to a 6.81 ERA
 - Pitched for World Team at 2016 Futures Game in San Diego
 - Father, Virmidas, is president of Lithuanian Baseball Association
 - Spent a season with the Hiroshima Carp of the NPB in Japan, and Spire City of the Atlantic League.
 - Turns 32 in January



CAREER STATS

Year	Age	Tm	Lg	Lev	Aff	W	L	ERA	G	GS	GF	CG	SHO	SV	IP	H	R	ER	HR	BB	IBB	SO	HBP	BK	WP	BF	WHIP	H9	HR9	BB9	SO9	SO/W
2010	17	Pirates	GULF	Rk	PIT	1	0	5.40	6	0	1	0	0	0	10.0	14	6	6	0	5	0	6	0	0	2	47	1.90	12.6	0.0	4.5	5.4	1.20
2011	18	Pirates	GULF	Rk	PIT	3	1	3.24	10	2	0	0	0	0	25.0	22	12	9	3	14	0	18	5	1	2	113	1.44	7.9	1.1	5.0	6.5	1.29
2012	19	2 Teams	2 Lgs	Rk-A-	PIT	1	1	3.89	11	10	0	0	0	0	39.1	39	22	17	3	20	0	33	1	0	7	174	1.50	8.9	0.7	4.6	7.6	1.65
2012	19	State College	NYPL	A-	PIT	0	0	2.25	1	1	0	0	0	0	4.0	2	1	1	0	2	0	4	0	0	0	15	1.00	4.5	0.0	4.5	9.0	2.00
2012	19	Pirates	GULF	Rk	PIT	1	1	4.08	10	9	0	0	0	0	35.1	37	21	16	3	18	0	29	1	0	7	159	1.56	9.4	0.8	4.6	7.4	1.61
2013	20	Jamestown	NYPL	A-	PIT	4	4	4.01	15	15	0	0	0	0	60.2	55	33	27	8	22	0	39	10	0	11	261	1.27	8.2	1.2	3.3	5.8	1.77
2014	21	West Virginia	SALL	A	PIT	6	12	5.60	27	26	0	1	0	0	123.2	151	86	77	12	55	0	88	8	0	16	565	1.67	11.0	0.9	4.0	6.4	1.60
2015	22	3 Teams	3 Lgs	A-A+-A-	PIT	2	2	3.16	31	5	15	0	0	6	68.1	58	30	24	4	27	0	49	1	1	10	292	1.24	7.6	0.5	3.6	6.5	1.81
2015	22	Bradenton	FLOR	A+	PIT	0	0	1.62	12	0	7	0	0	4	16.2	15	4	3	0	5	0	10	0	0	1	70	1.20	8.1	0.0	2.7	5.4	2.00
2015	22	West Virginia	SALL	A	PIT	1	2	3.65	18	5	8	0	0	2	49.1	39	24	20	3	19	0	37	1	1	7	208	1.18	7.1	0.5	3.5	6.8	1.95
2015	22	West Virginia	NYPL	A-	PIT	1	0	3.86	1	0	0	0	0	0	2.1	4	2	1	1	3	0	2	0	0	2	14	3.00	15.4	3.9	11.6	7.7	0.67
2016	23	2 Teams	2 Lgs	AAA-AA	PIT	4	4	3.10	47	0	17	0	0	5	58.0	48	24	20	1	22	4	56	1	0	8	237	1.21	7.4	0.2	3.4	8.7	2.55
2016	23	Indianapolis	IL	AAA	PIT	3	4	3.60	25	0	12	0	0	4	30.0	36	14	12	1	11	4	24	1	0	4	132	1.57	10.8	0.3	3.3	7.2	2.18
2016	23	Altoona	EL	AA	PIT	1	0	2.57	22	0	5	0	0	1	28.0	12	10	8	0	11	0	32	0	0	4	105	0.82	3.9	0.0	3.5	10.3	2.91
2017	24	Indianapolis	IL	AAA	PIT	1	2	2.86	40	0	24	0	0	13	50.1	47	20	16	1	21	0	46	0	0	5	213	1.35	8.4	0.2	3.8	8.2	2.19
2017	24	PIT	NL	Maj	PIT	1	1	3.91	24	0	11	0	0	0	25.1	24	11	11	4	8	0	17	1	0	2	105	1.26	8.5	1.4	2.8	6.0	2.13
2018	25	Indianapolis	IL	AAA	PIT	2	3	2.53	34	0	20	0	0	4	46.1	31	15	13	2	30	3	58	1	0	5	192	1.32	6.0	0.4	5.8	11.3	1.93
2018	25	PIT	NL	Maj	PIT	0	0	8.00	25	0	8	0	0	0	27.0	30	25	24	9	10	0	27	1	0	2	119	1.48	10.0	3.0	3.3	9.0	2.70
2019	26	2 Teams	2 Lgs	AAA-A+	PIT	3	4	4.83	38	0	20	0	0	9	54.0	51	30	29	8	22	2	75	1	0	2	231	1.35	8.5	1.3	3.7	12.5	3.41
2019	26	Indianapolis	IL	AAA	PIT	3	4	5.02	36	0	20	0	0	9	52.0	51	30	29	8	22	2	73	1	0	2	225	1.40	8.8	1.4	3.8	12.6	3.32
2019	26	Bradenton	FLOR	A+	PIT	0	0	0.00	2	0	0	0	0	0	2.0	0	0	0	0	0	0	2	0	0	0	6	0.00	0.0	0.0	0.0	9.0	
2019	26	PIT	NL	Maj	PIT	0	0	10.61	10	0	3	0	0	0	9.1	15	11	11	2	7	1	10	2	0	1	53	2.36	14.5	1.9	6.8	9.6	1.43
2020	27	PIT	NL	Maj	PIT	0	3	7.11	17	0	7	0	0	0	19.0	24	17	15	5	10	0	23	0	0	2	89	1.79	11.4	2.4	4.7	10.9	2.30
2021	28	2 Teams	2 Lgs	Fgn		1	5	5.70	15				0	0	36.1	32	26	23	3	31	0	30	0	0	6	166	1.73	7.9	0.7	7.7	7.4	0.97
2021	28	Hiroshima	JPWL	Fgn		1	4	5.35	14				0	0	33.2	29	23	20	3	26	0	28	0	0	5	151	1.63	7.8	0.8	7.0	7.5	1.08
2021	28	Hiroshima	JPCL	Fgn		0	1	10.13	1				0	0	2.2	3	3	3	0	5	0	2	0	0	1	15	3.00	10.1	0.0	16.9	6.8	0.40
2023	30	Spire City	ATLL	Ind		1	2	5.02	26	0	13	0	0	9	28.2	21	16	16	7	13	1	28	1	1	3	119	1.19	6.6	2.2	4.1	8.8	2.15
2024	31	Jalisco	MEX	Ind		1	3	5.81	34	0	4	0	0	0	31.0	39	21	20	5	11	1	17	3	0	10	141	1.61	11.3	1.5	3.2	4.9	1.55
Majors (4 seasons)						1	4	6.81	76	0	29	0	0	0	80.2	93	64	61	20	35	1	77	4	0	7	366	1.59	10.4	2.2	3.9	8.6	2.20
All Levels (14 Seasons)						31	47	4.52	410	58	143	1	0	46	712.1	701	405	358	77	328	12	620	36	3	94	3117	1.45	8.9	1.0	4.1	7.8	1.89



HISTORY & RECORDS

HELMS AWARD (MVP)

2021 - Darryl George

2014 - Ryan Casteel



HITTING CHAMPION

2021 - Darryl George

2020 - Delmon Young

2014 - Ryan Casteel



PITCHING CHAMPION

2017 - Mark Hamburger



RELIEVER OF THE YEAR

NONE

NEW ERA DEFENSIVE PLAYER OF THE YEAR

2018 - Darryl George

2017 - Allan de San Miguel



SPORTSLINK TRAVEL ROOKIE OF THE YEAR

2014 - Lewis Thorpe



HISTORY & RECORDS

YEAR-BY-YEAR RECORDS

Year	Record	Win%	Place	+/-	Home	Road	RS	RA	RDIF	Manager	Postseason
2010/11	18-21	.462	4th	-6.0	11-9	7-12	249	237	+12	Phil Dale	Semifinal Series (L 2-0)
2011/12	21-24	.467	2nd	-13.0	12-11	9-13	259	260	-1	Phil Dale	Champ. Series (L 2-1)
2012/13	15-31	.236	6th	-12.0	11-12	4-19	166	260	-100	Phil Dale	Missed Postseason
2013/14	22-24	.478	T-4th	-10.0	14-9	8-15	180	216	-36	Phil Dale	Missed Postseason
2014/15	15-31	.326	6th	-16.0	10-14	5-17	183	255	-72	Tommy Thompson	Missed Postseason
2015/16	20-35	.364	6th	-16.5	10-18	10-17	239	280	-41	Joe Vavra	Missed Postseason
2016/17	26-14	.650	1st	+3.0	13-7	13-7	177	143	+34	Jon Deeble	Champ. Series (L 2-1)
2017/18	17-23	.425	4th	-11.5	9-11	8-12	202	285	-83	Jon Deeble	Semi Knockout Game (L)
2018/19	23-17	.575	2nd	-1.0	14-6	9-11	168	150	+18	Jon Deeble	Wild Card Game (L)
2019/20	23-17	.575	T-2nd	-3.0	13-7	10-10	224	170	+54	Jon Deeble	Champ. Series (W 2-0)
2020/21	19-9	.679	1st	+3.5	9-3	10-6	156	111	+45	Allan de San Miguel	Champ. Game (W 1-0)
2022/23	15-21	.417	3rd	-8.0	11-9	4-12	147	171	-24	Peter Moylan	Missed Postseason
2023/24	21-19	.525	4th	-8.0	9-11	12-8	170	139	+31	Jon Deeble	Semi Final Series (L 2-1)

ALL-TIME MONTH-BY-MONTH REGULAR SEASON RECORDS

Year	October	November	December	January	Overall
2010/11	-	4-6	10-5	4-10	18-21
2011/12	-	6-10	5-8	10-6	21-24
2012/13	-	5-6	4-15	6-10	15-31
2013/14	0-1	5-7	10-7	7-9	22-24
2014/15	-	5-11	6-10	4-10	15-31
2015/16	2-5	7-10	6-11	5-9	20-35
2016/17	-	4-4	13-2	9-8	26-14
2017/18	-	4-4	7-8	6-11	17-23
2018/19	-	7-3	9-9	7-5	23-17
2019/20	-	5-2	8-9	10-6	23-17
2020/21	-	-	3-2	Jan: 15-5, Feb: 2-2	19-9
2022/23	-	5-6	3-8	7-7	15-21
2023/24	-	5-4	9-10	7-5	21-19

ALL-TIME RECORDS VS ABL OPPONENTS

CLUB	OVERALL	HOME	ROAD	POSTSEASON
Adelaide	47-62 (.431)	31-25 (.553)	16-37 (.301)	3-4 (.428)
Auckland	5-3 (.625)	4-0 (1.000)	1-3 (.250)	2-0 (1.000)
Brisbane	49-52 (.485)	27-25 (.519)	22-27 (.448)	0-3 (.000)
Canberra	47-47 (.500)	25-23 (.520)	22-24 (.478)	0-1 (.000)
Geelong-Korea	13-9 (.590)	6-4 (.600)	7-5 (.583)	-
Perth	43-66 (.394)	22-33 (.400)	21-33 (.388)	2-5 (.256)
Sydney	41-45 (.477)	23-18 (.561)	19-27 (.413)	3-2 (.600)



HISTORY & RECORDS

YEAR-BY-YEAR TEAM HITTING LEADERS

Year	Average (Min. 105 PA)	At Bats	Runs	Hits
2010/11	Andrew Russell (.357)	Josh Davies (153)	Josh Davies (47)	Josh Davies (47)
2011/12	Justin Huber (.348)	Dominic Ramos (172)	Justin Huber (39)	Justin Huber (54)
2012/13	Carlo Testa (.294)	Elliot Biddle (178)	Carlo Testa (30)	Elliot Biddle (52)
2013/14	Ryan Casteel (.343)	Justin Trapp (182)	Brad Harman (27)	Ryan Casteel (57)
2014/15	Josh Davies (.293)	Adam Engel (192)	Adam Engel (31)	Adam Engel (48)
2015/16	Tanner Vavra (.309)	Logan Moon (203)	Tanner Vavra (31)	Logan Moon (61)
2016/17	Roman Collins (.336)	Roman Collins (146)	Roman Collans (25)	Roman Collins (49)
2017/18	Darryl George (.327)	Darryl George (182)	Darryl George (34)	Darryl George (55)
2018/19	D.J. Burt (.338)	Darryl George (182)	Darryl George (34)	Darryl George (55)
2019/20	Colin Willis (.427)	Delmon Young (148)	Colin Willis (32)	Delmon Young (51)
2020/21	Delmon Young (.400)	Darryl George (124)	Darryl George (21)	Darryl George (41)
2022/23	Robbie Glendinning (.291)	Jarryd Dale (132)	Jacob Robson (22)	Robbie Glendinning (37)
2023/24	Jarryd Dale (.327)	Aaron Whitefield (142)	Aaron Whitefield (26)	Aaron Whitefield (40)

YEAR-BY-YEAR TEAM HITTING LEADERS

Year	Doubles	Triples	Home Runs	RBI
2010/11	Three tied (9)	Yoshiyuki Kamei (1)	Justin Huber (9)	Justin Huber (29)
2011/12	Elliot Biddle/Dom Ramos (14)	Brad Harman/Darryl George (1)	Brad Harman (15)	Elliot Biddle (42)
2012/13	Elliot Biddle (11)	Scott Wearne/Darryl George (1)	Three tied (6)	Elliot Biddle (26)
2013/14	Ryan Casteel/Brad Harman (10)	Three tied (1)	Ryan Casteel (11)	Ryan Casteel (36)
2014/15	Dylan Cozens (12)	Adam Engel (2)	Kellin Deglan (16)	Kellin Deglan (36)
2015/16	Darryl George (18)	Logan Moon (4)	Treyson Vavra (7)	Darryl George (33)
2016/17	Mike Walker/Cody Jones (12)	Five tied (1)	Mike Walker (7)	Mike Walker/Allan de San Miguel (26)
2017/18	Darryl George/Allan de San Miguel (8)	Five tied (1)	Delmon Young (13)	Darryl George (30)
2018/19	D.J. Burt/Darryl George (7)	D.J. Burt (2)	Luke Hughes (10)	Luke Hughes (34)
2019/20	Colin Willis (10)	D.J. Burt/Yuma Mune (1)	Delmon Young (13)	Delmon Young (42)
2020/21	Darryl George (9)	Darryl George (2)	Blake Gailen (9)	Darryl George (27)
2022/23	Jacob Robson (7)	Three tied (1)	Robbie Glendinning (6)	Darryl George (23)
2023/24	Aaron Whitefield (8)	Three tied (1)	Greg Bird (11)	Greg Bird (40)

YEAR-BY-YEAR TEAM HITTING LEADERS

Year	Games Played	Stolen Bases	Walks	Strikeouts
2010/11	Josh Davies (40)	Matthew Lawman (6)	Scott Wearne (19)	Josh Davies (41)
2011/12	Justin Huber (44)	Dom Ramos (8)	Justin Huber (28)	Josh Davies/Elliot Biddle (41)
2012/13	Carlo Testa/Elliot Biddle (46)	Carlo Testa (10)	Carlo Testa (27)	Elliot Biddle (45)
2013/14	Jared Schlehuder/Justin Trapp (46)	Justin Trapp/Tyler Massey (9)	Brad Harman (21)	Justin Trapp (31)
2014/15	Adam Engel (46)	Adam Engel (18)	Brad Harman (23)	Dylan Cozens/Adam Engel (41)
2015/16	Logan Moon (54)	Logan Moon (12)	Brad Harman (30)	Mike Hill (42)
2016/17	Mike Walker/Roman Collins (40)	Ronald Acuna Jr. (13)	Mike Walker (28)	Mike Walker (37)
2017/18	Delmon Young/Darryl George (40)	Darryl George/Tyler Neslony (8)	Tyler Neslony (15)	Ryan Dale (43)
2018/19	Jake Romanski/Garrison Schwartz (40)	D.J. Burt (18)	Rudy Martin (22)	Rudy Martin (43)
2019/20	Delmon Young (40)	Kodai Sano (8)	Colin Willis (22)	Luke Hughes (35)
2020/21	Three tied (28)	Gift Ngoepe (6)	Gift Ngoepe (19)	Gift Ngoepe (28)
2022/23	Jacob Robson (37)	Aaron Whitefield (11)	Jacob Robson (20)	Jacob Robson (36)
2023/24	Greg Bird (40)	Aaron Whitefield (14)	Robbie Glendinning (30)	Robbie Glendinning (39)



HISTORY & RECORDS

YEAR-BY-YEAR RECORDS

Year	ERA (Min. 32 IP)	Games	Innings Pitched	Saves
2010/11	Tetsu Nishikawa (3.05)	Adam Bright (14)	Adam Blackley (42.1)	Adam Bright (2)
2011/12	Nic Ungs (4.18)	Andrew Mann (15)	Nic Ungs (51.2)	Andrew Russell/Cam Forbes (3)
2012/13	Hiroataka Koishi (1.78)	Zach Arnseon (18)	Kevin Reese (65.1)	John Hussey (3)
2013/14	Lewis Thorpe (2.45)	Brett Zawacki/Trevor Holder (19)	Joe Burns (73.0)	Brett Zawacki (7)
2014/15	Cody Buckel (2.93)	Matt Wilson (19)	Makoto Aiuchi (53.2)	Cody Buckel (2)
2015/16	Matthew Larkins (3.06)	William Wu (20)	Matthew Larkins (97.0)	Virgil Vasquez/Shane Lindsay (2)
2016/17	Mark Hamburger (1.90)	Josh Tols (16)	Mark Hamburger (75.2)	Three tied (2)
2017/18	Josh Tols (4.78)	Christian Meister (14)	Mark Hamburger (67.1)	Shunta Nakatsuka/Sam Street (2)
2018/19	Dushan Ruzic (2.82)	Scott Kuzminsky (15)	Dushan Ruzic (51.0)	Scott Kuzminsky/Tyler Fallwell (3)
2019/20	Wes Helsabeck (1.91)	Jon Kennedy (17)	Patrick Ledet (47.1)	Cody Mincey (4)
2020/21	Brian Flynn (1.62)	Three tied (11)	Brian Flynn (39.0)	Drew Anderson (7)
2022/23	Cody Mincey (3.35)	Evan Rutckyj (17)	Brian Flynn (44.2)	Daniel McGrath (5)
2023/24	Steven Kent (3.00)	Christian James (19)	Gunnar Kines (54.1)	Kaede Yokoyama (4)

YEAR-BY-YEAR RECORDS

Year	Wins	Losses	Strikeouts	Walks
2010/11	Greg Wiltshire (4)	Four tied (3)	Adam Blackley (38)	Adam Blackley (22)
2011/12	Cameron Forbes/Nic Ungs (3)	Three tied (3)	Nic Ungs (33)	Shane Lindsay (19)
2012/13	Hiroataka Koishi/John Hussey (3)	Kevin Reese (6)	Kevin Reese (55)	Hiroataka Koishi (22)
2013/14	Joe Burns/John Hussey (5)	John Hussey (5)	Joe Burns (62)	John Hussey (19)
2014/15	Four tied (2)	Tim Brown (7)	Makoto Aiuchi (45)	Nick Blount (27)
2015/16	Matthew Larkins (6)	Matthew Larkins/Mike McGillivray (6)	Matthew Larkins (68)	Matthew Larkins (28)
2016/17	Mark Hamburger (5)	Jon Kennedy (3)	Mark Hamburger (86)	Mark Hamburger (15)
2017/18	Josh Tols (5)	Mark Hamburger (7)	Josh Tols (75)	Josh Tols (23)
2018/19	Dushan Ruzic (5)	Jack Enciondo (5)	Dushan Ruzic/Luke Wesphal (46)	Jack Enciondo (21)
2019/20	Five tied (3)	Josh Tols (3)	Wes Helsabeck (45)	Patrick Ledet (18)
2020/21	Gunnar Kines (4)	Four tied (2)	Brian Flynn (39)	Gunnar Kines (19)
2022/23	Daniel McGrath/Evan Rutckyj (3)	Daniel McGrath (4)	Brian Flynn (57)	Brian Flynn/Jack Fox (13)
2023/24	Gunnar Kines/Steven Kent (4)	Scott Harkin (5)	Gunnar Kines (55)	Lewis Thorpe (20)

MILESTONES AND SIGNIFICANT MOMENTS

No-Hitters/Perfect Games	Cycles	ABL Single-Game Records	ABL Single-Season Records
None	None	RBI - Darryl George (10), 2020/21 30/1/2021 vs Brisbane	OBP - Collin Willis (.520), 2019/20 135 G/127 PA/22 BB, .427 AVG

Strikeouts - Mark Hamburger (16), 2017/18 Strikeouts - Mark Hamburger (86), 2016/17
4/1/2018 vs Canberra 11 G/75.2 IP/302 BF, 28.4 K%

Tied with Chris Oxspring (Sydney, in 2012-13, 25.4% K)



HISTORY & RECORDS

ORGANIZATION

2024/25 ACES

HISTORY & RECORDS

SEASON-BY-SEASON HITTING (TEAM)

SEASON	AVG	G	AB	PA	R	H	TB	2B	3B	HR	RBI	BB	K	SB	CS	OBP	SLG	OPS	SAC	SF	HBP
2010/11	.285	40	1333	1527	249	380	620	76	1	54	236	144	257	23	8	.362	.465	.827	11	13	23
2011/12	.269	45	1552	1765	259	418	704	78	2	68	242	153	338	21	13	.346	.454	.800	10	13	37
2012/13	.241	46	1528	1681	166	368	518	68	2	26	152	123	343	24	16	.303	.339	.642	9	6	15
2013/14	.248	46	1507	1685	180	373	552	68	3	35	159	133	282	35	14	.313	.366	.679	17	12	15
2014/15	.237	46	1555	1714	182	369	581	67	2	47	172	131	358	50	22	.302	.374	.676	9	4	15
2015/16	.267	55	1851	2088	239	494	677	88	10	25	218	163	353	62	19	.336	.366	.702	17	17	38
2016/17	.253	40	1259	1428	177	318	473	70	5	25	154	142	294	39	18	.331	.376	.706	9	9	9
2017/18	.268	40	1334	1508	202	357	616	60	5	63	190	132	338	34	13	.343	.462	.804	5	11	26
2018/19	.239	40	1234	1432	168	295	447	44	3	34	151	146	305	55	20	.331	.362	.694	8	13	31
2019/20	.293	40	1357	1535	224	397	579	58	2	40	204	143	283	47	20	.365	.427	.791	7	11	17
2020/21	.284	28	932	1055	156	265	425	49	3	35	146	96	220	16	8	.353	.456	.811	7	9	11
2022/23	.240	36	1342	1180	147	283	448	57	3	34	140	122	328	35	7	.318	.380	.697	4	16	20
2023/24	.258	40	1245	1402	170	321	503	59	3	39	159	122	271	38	26	.328	.404	.732	7	13	15
TOTALS	.257	542	18,029	20,000	2,519	4,638	7143	842	44	525	2,323	1,750	3,970	479	204	.333	.396	.726	120	147	272

SEASON-BY-SEASON PITCHING (TEAM)

SEASON	W-L	ERA	G	CG	SHO	GF	SV	SVO	IP	H	R	ER	HR	HB	BB	SO	WHIP	BAA
2010/11	18-21	5.48	40	3	1	37	6	12	323.2	336	237	197	63	37	170	294	1.56	0.263
2011/12	21-24	5.10	45	0	0	45	10	16	392.0	392	260	222	60	22	176	292	1.45	0.261
2012/13	15-31	5.16	46	1	1	45	7	17	392.2	418	260	225	33	46	211	316	1.60	0.271
2013/14	22-24	4.01	46	0	0	46	11	18	401.1	408	216	179	25	14	131	337	1.34	0.260
2014/15	15-31	5.07	46	2	0	44	8	18	403.1	419	255	227	53	34	211	318	1.56	0.270
2015/16	20-35	4.33	55	4	1	51	6	10	471.2	449	280	227	46	45	236	342	1.45	0.249
2016/17	26-14	3.23	40	5	2	35	7	11	339.2	319	143	122	23	22	119	314	1.29	0.247
2017/18	17-23	6.72	40	2	1	38	9	13	334.2	407	0.285	250	69	28	157	384	1.69	0.297
2018/19	23-17	3.55	40	1	0	39	12	14	335.0	289	150	132	23	18	146	340	1.30	0.229
2019/20	23-17	3.73	40	0	2	40	9	13	340.1	315	170	141	30	15	138	311	1.33	0.242
2020/21	19-9	3.61	28	1	2	28	11	11	237.0	201	111	95	19	14	103	251	1.28	0.246
2022/23	15-21	4.09	36	2	0	34	9	13	314.2	292	171	143	52	14	107	299	1.27	0.245
2023/24	21-19	3.46	40	0	6	40	9	14	330.0	281	139	127	33	19	141	326	1.27	0.229
TOTALS	255-286	4.46	542	21	16	522	114	180	4616.0	4526	2497	2287	510	328	2046	4076	1.42	0.246

SEASON-BY-SEASON FIELDING (TEAM)

SEASON	PCT	G	PO	A	E	DP	PB	SB	CS
2010/11	0.954	40	971	379	65	27	4	23	13
2011/12	0.965	45	1176	548	63	50	8	41	14
2012/13	0.965	46	1178	437	58	41	9	38	16
2013/14	0.968	46	1204	476	55	41	6	37	12
2014/15	0.964	46	1210	464	63	48	12	51	19
2015/16	0.964	55	1415	566	75	52	12	45	26
2016/17	0.970	40	1019	372	43	38	3	18	13
2017/18	0.962	40	1004	350	54	32	3	28	17
2018/19	0.969	40	1005	326	42	23	4	31	20
2019/20	0.966	40	1021	353	48	31	2	32	9
2020/21	0.976	28	711	215	23	26	1	10	6
2022/23	0.971	36	944	318	35	31	8	41	14
2023/24	0.983	40	990	354	23	31	6	33	14
TOTALS	0.967	542	13848	5158	647	471	78	428	193



ALL-TIME OPENING DAY STARTING LINEUPS

2010/11

11 Nov. 2010 at Adelaide

Adelaide Bite 9, Melbourne Aces 1

NORWOOD OVAL

1	Scott Wearne	2B
2	Brett Tamburrino	1B
3	Andrew Russell	RF
4	Justin Huber	DH
5	Josh Davies	LF
6	Matthew Lawman	SS
7	Takahiro Ijyuin	3B
8	Itaru Hashimoto	CF
9	Grant Karlsen	C
SP	Adam Blackley	

2011/12

4 Nov. 2011 at Sydney

Sydney Blue Sox 3, Melbourne Aces 2

BLUE SOX STADIUM

1	Elliott Biddle	CF
2	Scott Wearne	C
3	Paul Weichard	LF
4	Justin Huber	1B
5	Justin Davies	3B
6	John Edwards	DH
7	Tom Dicker	2B
8	Dominic Ramos	SS
9	Josh Hendricks	RF
SP	Kevin Reese	

2012/13

9 Nov. 2012 vs. Adelaide

Melbourne Aces 5, Adelaide Bite 1

MELBOURNE BALLPARK

1	Aaron Sayers	SS
2	Carlo Testa	RF
3	Elliott Biddle	CF
4	Justin Huber	LF
5	Nicholas Spence	1B
6	Darryl George	3B
7	Jarryd Rogers	DH
8	Liam Bedford	C
9	Ryan Dale	2B
SP	Adam Bright	

2013/14

31 Oct. 2013 at Canberra

Canberra Cavalry 10, Melbourne Aces 3

THE FORT AT NARRABUNDAH BALLPARK

1	Justin Trapp	CF
2	Tyler Massey	RF
3	Jared Schlehuber	1B
4	Ryan Casteel	C
5	Justin Huber	DH
6	Darryl George	SS
7	Josh Davies	3B
8	Scott Wearne	LF
9	Aaron Sayers	2B
SP	John Hussey	

2014/15

7 Nov. 2014 vs. Brisbane

Brisbane Bandits 10, Melbourne Aces 3

MELBOURNE BALLPARK

1	Adam Engel	CF
2	Mitch Glasser	2B
3	Dylan Cozens	RF
4	Brad Harman	SS
5	Kellin Deglan	1B
6	Josh Davies	3B
7	Chace Numata	C
8	Scott Wearne	LF
9	Mitchell Ayres	DH
SP	Tim Brown	

2015/16

23 Oct. 2015 vs. Sydney

Melbourne Aces 3, Sydney Blue Sox 0

MELBOURNE BALLPARK

1	Keith Curcio	CF
2	Logan Moon	RF
3	Trey Vavra	1B
4	Mike Hill	C
5	Brad Harman	SS
6	Josh Davies	LF
7	Darryl George	2B
8	Ryan Dale	3B
9	Jared Cruz	DH
SP	Matthew Larkins	

2016/17

18 Nov. 2016 vs. Perth

Melbourne Aces 8, Perth Heat 1

MELBOURNE BALLPARK

1	Cody Jones	CF
2	Brad Harman	DH
3	Ronald Acuna Jr.	RF
4	Roman Collins	LF
5	Allan De San Miguel	C
6	Mike Walker	1B
7	Ryan Dale	2B
8	Josh Davies	3B
9	Jared Cruz	SS
SP	Mark Hamburger	

2017/18

17 Nov. 2017 vs. Perth

Perth Heat 9, Melbourne Aces 1

MELBOURNE BALLPARK

1	Darryl George	SS
2	Brett Cumberland	RF
3	Delmon Young	DH
4	Tomoya Mori	C
5	Allan De San Miguel	1B
6	Liam Bedford	3B
7	Jarryd Dale	2B
8	Ryan Dale	LF
9	Jared Cruz	CF
SP	Mark Hamburger	

2018/19

16 Nov. 2018 vs. Canberra

Melbourne Aces 2, Canberra Cavalry 1

MELBOURNE BALLPARK

1	Rudy Martin	CF
2	Darryl George	SS
3	D.J. Burt	3B
4	Luke Hughes	1B
5	Jake Romaski	DH
6	Garrison Schwartz	RF
7	Jared Cruz	LF
8	Allan De San Miguel	C
9	Jarryd Dale	2B
SP	Luke Westphal	

2019/20

21 Nov. 2019 at Canberra

Canberra Cavalry 8, Melbourne Aces 4

MIT NARRABUNDAH BALLPARK

1	Yuma Mune	3B
2	Hayato Nishiura	RF
3	Luke Hughes	1B
4	Delmon Young	DH
5	Quincy Latimore	LF
6	Kodai Sano	CF
7	Mitch Ellis	SS
8	Allan De San Miguel	C
9	Jarryd Dale	2B
SP	Logan Sawyer	

2020/21

17 Dec. 2020 at Sydney

Sydney Blue Sox 12, Melbourne Aces 2

BLACKTOWN INTERNATIONAL SPORTSPARK

1	Blake Gailen	CF
2	Darryl George	SS
3	Damek Tomscha	3B
4	Delmon Young	DH
5	Colin Willis	RF
6	Jake Romanski	1B
7	Kyle Perkins	C
8	Chris Burke	LF
9	Jarryd Dale	2B
SP	Daniel McGrath	

2022/23

11 Nov. 2022 vs. Geelong-Korea

Geelong-Korea 3, Melbourne Aces 0

MELBOURNE BALLPARK

1	Aidan Willis	CF
2	Jacob Robson	RF
3	J.D. Osborne	1B
4	Ryan Dale	DH
5	Matt O'Neill	C
6	Nick Bertucci	LF
7	Jared Cruz	3B
8	George Callil	SS
9	Wade McConnon	2B
SP	Cody Mincey	

2023/24

17 Nov. 2023 vs Perth

Perth Heat 4, Melbourne Aces 0

MELBOURNE BALLPARK

1	Zion Bannister	CF
2	Darryl George	3B
3	Robbie Glendinning	SS
4	Greg Bird	1B
5	Ryu Sugisawa	RF
6	Tucker Mitchell	C
7	Sho Fukunaga	DH
8	Jarrod Belbin	LF
9	George Callil	2B
SP	Scott Harkin	



HISTORY & RECORDS

ORGANIZATION

2024/25 ACES

HISTORY & RECORDS

MELBOURNE ACES HIGHS AND LOWS

MOST RUNS, GAME.....	22 (30 January 2021; 22-2 W at Sydney)
MOST HITS, GAME.....	21 (29 November 2015; 14-0 W vs. Perth)
MOST ERRORS, GAME.....	5 (Seven times -- Most recently: 19 November 2022; 8-6 W vs. Perth)
MOST RUNS, INNING.....	8 (2nd inning, 29 December 2010; 20-3 W vs. Canberra)
MOST RUNS, GAME/OPPONENT.....	23 (11 January 2018; 23-6 L at Brisbane)
MOST HITS, GAME/OPPONENT.....	23 (Two times -- Most recently: 11 January 2018; 23-6 L at Brisbane)
MOST ERRORS, GAME/OPPONENT.....	7 (6 January 2011; 11-8 W vs. Adelaide)
MOST RUNS, INNING/OPPONENT.....	11 (6th inning, 7 January 2017; 19-7 L vs. Brisbane)
MOST RUNS, HOME GAME.....	20 (20 December 2010; 20-3 W vs. Canberra)
MOST RUNS, ROAD GAME.....	22 (30 January 2021; 22-2 W at Sydney)
MOST HITS, HOME GAME.....	21 (29 November 2015; 14-0 W vs. Perth)
MOST HITS, ROAD GAME.....	20 (27 November 2011; 14-8 W at Canberra)
MOST ERRORS, HOME GAME.....	5 (Four times -- Most recently: 19 November 2022; 8-6 W vs. Perth)
MOST ERRORS, ROAD GAME.....	5 (Three times -- Most recently: 28 December 2017; 9-5 L at Sydney)
LARGEST MARGIN OF VICTORY.....	17 (20 December 2010, 20-3 W vs. Canberra)
LARGEST MARGIN OF DEFEAT.....	17 (Two times -- Most recently: 11 January 2018; 23-6 L at Brisbane)
LARGEST SHUTOUT WIN.....	14 (29 November 2015, 14-0 W vs. Perth)
LARGEST SHUTOUT LOSS.....	15 (4 January 2014, 15-0 L vs. Perth)
MOST COMBINED RUNS.....	31 (1 December 2013; 18-13 L vs. Canberra)
MOST COMBINED HITS.....	42 (1 December 2013; 18-13 L vs. Canberra)
LONGEST GAME, INNINGS.....	15 (Two times -- Most recently: 7 November 2015; 5-4 L at Adelaide)
LONGEST GAME, TIME.....	5:17 (7 November 2015, 5-4 L at Adelaide)
LONGEST NINE-INNING GAME.....	3:55 (18 November 2017; 10-5 L at Perth)
SHORTEST NINE-INNING GAME.....	1:51 (4 January 2018; 2-0 L vs. Canberra)
LARGEST REGULAR SEASON CROWD, HOME.....	2,132 (19 January 2024 vs. Canberra)
LARGEST POSTSEASON CROWD, MELBOURNE SHOWGROUNDS.....	3,124 (28 January 2011 vs. Adelaide - Prelim. Final G2)
LARGEST POSTSEASON CROWD, MELBOURNE BALLPARK.....	2,367 (7 February 2020 vs. Adelaide -- ABLCS G1)

LARGEST ACES HOME CROWDS

RK	ATT.	GAME	STADIUM
1	3,124	Friday, 28 January 2011 - 7:30 p.m. vs. Adelaide (Prelim. Final Game 2)	Melbourne Showgrounds L, 4-3 (11)
2	2,367	Friday, 7 February 2020 - 7:00 p.m. vs. Adelaide (ABL Champ. Series G1)	Melbourne Ballpark W, 4-3
3	2,191	Friday, 15 November 2024 - 7:00 p.m. vs. Canberra Cavalry	Melbourne Ballpark L, 3-0
4	2,132	Friday, 19 January 2024 - 7:00 p.m. vs. Canberra	Melbourne Ballpark W, 2-0
5	2,038	Saturday, 11 February 2017 - 6:30 p.m. vs. Bridbane (ABL Champ. Series G2)	Melbourne Ballpark L, 3-1
6	2,030	Saturday, 20 January 2024 - 7:00 p.m. vs. Canberra	Melbourne Ballpark L, 4-3
7	2,000	Friday, 18 November 2016 - 7:30 p.m. vs. Perth	Melbourne Ballpark W, 8-1
8	1,890	Saturday, 18 January 2014 - 7:35 p.m. vs. Brisbane	Melbourne Ballpark W, 5-3
9	1,836	Saturday, 30 December 2023 - 7:40 p.m. vs. Adelaide	Melbourne Ballpark L, 3-2
10	1,832	Friday, 17 November 2023 - 7:00 p.m. vs. Perth	Melbourne Ballpark L, 4-0
11	1,801	Friday, 13 January 2023 - 7:00 p.m. vs. Adelaide	Melbourne Ballpark W, 7-6 (10)
12	1,786	Friday, 29 December 2023 - 7:00 p.m. vs. Adelaide	Melbourne Ballpark, W 8-3
13	1,783	Saturday, 6 January 2024 - 7:00 p.m. vs. Sydney	Melbourne Ballpark, W 5-4
14	1,748	Friday, 10 February 2017 - 7:30 p.m. vs. Brisbane (ABL Champ. Game 1)	Melbourne Ballpark L, 6-2
15	1,732	Saturday, 16 November 2013 - 5:05 p.m. vs. Adelaide	Melbourne Ballpark W, 7-4



HISTORY & RECORDS

10 LONGEST ACES GAMES (TIME)

RK	TIME	GAME
1	5:17	Saturday, 7 November 2015 - 4:30 p.m. at Adelaide W, 5-4 15
2	4:40	Friday, 10 December 2010 - 7:00 p.m. vs. Sydney W, 6-4 15
3	4:36	Saturday, 6 December 2014 - 5:05 p.m. vs. Perth W, 7-6 12
4	4:08	Saturday, 12 November 2022 - 1:00 p.m. vs. Geelong-Korea W, 8-5 13
5	3:58	Saturday, 12 February 2012 - 7:05 p.m. at Perth (ABL Championship G3) L, 7-6 13
6	3:55	Saturday, 18 November 2017 - 7:30 p.m. vs. Perth L, 10-5 9
7	3:52	Sunday, 30 November 2014 - 2:00 p.m. at Brisbane W, 12-2 9
8	3:48	Sunday, 30 December 2018 - 1:00 p.m. at Geelong-Korea W, 11-8 10
9	3:45	Saturday, 11 February 2012 - 7:05 p.m. at Perth (ABL Championship G2) W, 3-2 13
10	3:44	Monday, 3 December 2013 - 2:05 p.m. at Perth L, 12-11 10

MELBOURNE ACES LONGEST WINNING STREAK: EIGHT GAMES (23 NOV. 2019 - 7 DEC. 2019)

DATE	OPPONENT	SCORE	WIN	LOSS	SAVE	R	H	E	LO
Sat. 23 Nov	at Canberra	W, 10-2	Moylan (1-0)	Ruzic (0-1)	-	10	13	1	16
Sun. 24 Nov	at Canberra	W, 10-5	Mitchinson (1-0)	Kent (0-1)	Kennedy (1)	10	13	2	8
Fri. 29 Nov	vs. Auckland	W, 4-3	Street (1-0)	Bueno (0-1)	Moylan (1)	4	8	1	14
Sat. 30 Nov	vs. Auckland	W, 1-0 (7)	Tols (1-1)	Koenig (0-1)	Moylan (2)	1	4	0	6
Sat. 30 Nov	vs. Auckland	W, 9-6	Helsabeck (1-0)	Boyce (0-1)	-	9	13	0	5
Sun. 1 Dec	vs. Auckland	W, 5-4	Mitchinson (2-0)	Bueno (0-2)	-	5	8	1	8
Fri. 6 Dec	vs. Perth	W, 3-1	Helsabeck (2-0)	Unsworth (1-1)	Moylan (3)	3	5	1	3
Sat. 7 Dec	vs. Perth	W, 4-3 (7)	Tomiyaama (1-0)	Bivens (1-1)	-	4	9	1	7

MELBOURNE ACES LONGEST LOSING STREAK: NINE GAMES (19 JAN. 2013 - 2 NOV. 2013)

DATE	OPPONENT	SCORE	WIN	LOSS	SAVE	R	H	E	LO
Sat. 19 Jan	vs. Adelaide	L, 12-6	Olson (5-2)	Bright (1-2)	-	6	6	2	6
Sun. 20 Jan	vs. Adelaide	L, 9-0	Ruzic (4-2)	Blackley (1-5)	-	0	5	2	6
Thu. 24 Jan	at Perth	L, 4-3	Wise (2-1)	Arneson (1-2)	-	3	12	2	13
Fri. 25 Jan	at Perth	L, 11-3	Saupold (1-1)	Reese (2-6)	-	3	10	3	8
Sat. 26 Jan	at Perth	L, 6-2	Schmidt (7-3)	Kennedy (0-2)	-	2	9	3	9
Sun. 27 Jan	at Perth	L, 11-1	Frawley (3-1)	Cunningham (0-1)	-	1	4	4	3
Thu. 31 Oct	at Canberra	L, 10-3	Grening (1-0)	Hussey (0-1)	-	3	6	4	4
Fri. 1 Nov	at Canberra	L, 4-3 (10)	Toler (1-0)	Erasmus (0-1)	-	3	9	0	8
Sat. 2 Nov	at Canberra	L, 6-5 (8)	Massingham (1-0)	Erasmus (0-2)	-	5	12	0	8

MELBOURNE ACES LONGEST STREAKS HOME/AWAY

LONGEST HOME WIN STREAK.....	6 (13 January 2013 - 18 January 2013)
	6 (16 December 2016 - 6 January 2017)
	6 (20 January 2018 - 18 November 2018)
	6 (29 November 2018 - 7 December 2019)
LONGEST HOME LOSING STREAK.....	12 (7 January 2011 - 13 November 2011)
LONGEST ROAD WIN STREAK.....	5 (2 December 2016 - 29 December 2016)
LONGEST ROAD LOSING STREAK.....	12 (30 December 2012 - 2 November 2013)



HISTORY & RECORDS

ORGANIZATION

2024/25 ACES

HISTORY & RECORDS

LONGEST ACES HIT STREAKS

No.	Player	Length	H-AB	AVG	DATES
1	Whitefield, Aaron	19*	27-77	.350	29/12/23 - 24/11/24
2	Biddle, Elliott	17	30-71	.423	6/1/12 - 11/11/12
3	Schlehuber, Jared	14	18-50	.360	2/11/13 - 7/12/13
	Latimore, Quincy	14	23-60	.383	6/12/19 - 28/12/19
5	Russell, Andrew	13	27-51	.529	5/12/10 - 6/1/11
	Huber, Justin	13	15-51	.294	1/1/11 - 22/1/11
	Trapp, Justin	13	18-48	.375	15/12/13 - 5/1/14
	Samson, Nate	13	16-51	.314	2/1/20 - 23/1/20
9	Biddle, Elliot	12	16-49	.327	2/12/11 - 1/1/12
	Acuna Jr., Ronald	12	19-41	.463	2/12/16 - 18/12/16
	George, Darryl	12	23-54	.426	17/12/17 - 13/1/18
	Romanski, Jake	12	14-41	.341	28/12/18 - 18/1/19

*Denotes Active Streak

LONGEST ACES ON BASE STREAKS

No.	Player	Length	BB	H-AB	AVG	OBP	DATES
1	Huber, Justin	29	17	39 - 111	.351	.434	21/12/10 - 17/11/11
2	Biddle, Elliot	27	6	42 - 110	.382	.419	6/1/12 - 1/12/12
3	Hughes, Luke	26	16	29 - 89	.326	.436	22/12/18 - 1/12/19
4	de San Miguel, Allan	21	12	19 - 66	.288	.427	21/1/17 - 16/12/17
5	Huber, Justin	20	13	27 - 68	.397	.506	16/12/11 - 18/1/12
	Massey, Tyler	20	7	21 - 82	.256	.322	21/12/13 - 24/1/14
	Collins, Roman	20	8	29 - 76	.382	.430	16/12/16 - 22/1/17
8	Vavra, Trey	19	9	26 - 76	.342	.419	23/10/15 - 22/11/15
9	Burt, D.J.	18	7	26 - 71	.366	.423	11/1/19 - 17/1/20
10	Schlehuber, Jared	17	6	20 - 62	.323	.377	2/11/13 - 13/12/13
	Mune, Yuma	17	3	27 - 73	.370	.418	1/12/19 - 29/12/19
	Latimore, Quincy	17	4	26 - 70	.371	.405	6/12/19 - 2/1/20



BIG-LEAGUE ACES

ORGANIZATION

2024/25 ACES

HISTORY & RECORDS

RONALD ACUNA JR.



ONE SEASON WITH MELBOURNE

2016/17
20 games: .375/.446/.556
2 HR, 13 RBI, 13 BB

SEVEN SEASONS IN MLB

2018-24 ATL, 4x All Star, 2023 MVP
722 games: .289/.379/.525
165 HR, 417 RBI, 196 2B

DARIN DOWNS



ONE SEASON WITH MELBOURNE

2019/20
4 G (4 GS): 3-0, 0.95 ERA
19 IP, 13 K

THREE SEASONS IN MLB

2012, 2013 DET - 2014 HOU
92 G (0 GS): 4-4, 4.76 ERA
90.2 IP, 84 K

JAMES BERESFORD




FOUR SEASONS WITH MELBOURNE

2010/11, 2012/13, 2015/16 - 16/17
54 games: .307 average
17 2B, 17 RBI, 11 BB

ONE SEASON IN MLB

2016 MIN
10 games: .227 average
1 2B, 1 BB

ADAM ENGEL



ONE SEASON WITH MELBOURNE

2014/15
46 games: .250 average
4 HR, 11 RBI, 18 SB

SEVEN SEASONS IN MLB

2017-2022 CWS, 2023 SDP
528 games: .224 BA
30 HR, 123 RBI, 47 SB

GREG BIRD



ONE SEASON WITH MELBOURNE

2023/24
40 games: .277/.348/.539
11 HR, 40 RBI, 15 BB

FOUR SEASONS IN MLB

2015, 2017-19 NYY
186 games: .211/.301/.424
32 HR, 98 RBI, 32 2B

BRIAN FLYNN



TWO SEASONS WITH MELBOURNE

2020/21, 2022/23
16 G (15 GS): 4-4, 3.01 ERA
83.2 IP, 96 K

SIX SEASONS IN MLB

2013-14 MIA, 2016-19 KC
102 GP (7 GS): 6-12, 4.41 ERA
187.2 IP, 134 K

TRAVIS BLACKLEY



THREE SEASONS WITH MELBOURNE

2010/11-2012/13
13 G (2 GS): 1-1, 2 SV, 2.33 ERA
27 IP, 39 K

FOUR SEASONS IN MLB

2004 SEA - 07/12 SF/OAK - 13 HOU/TEX
82 G (26 GS), 9-9, 5.23 ERA
192.2 IP, 132 K

JEREMY GUTHRIE



ONE SEASON WITH MELBOURNE

2016/17
3 G (3 GS): 1-1, 3.38 ERA
16 IP, 9 K

13 SEASONS IN MLB

2004-06 CLE - 07-11 BAL - 12 COL - 12-15 KC,
2017 WSH
306 G (273 GS): 91-109, 4.42 ERA

DYLAN COZENS



ONE SEASON WITH MELBOURNE

2014/15
45 games: .244 average
12 2B, 8 HR, 23 RBI

TWO SEASONS IN MLB

2018, 2019 PHI
27 games: .154 average
2 2B, 1 HR, 2 RBI

MARK HAMBURGER



TWO SEASONS WITH MELBOURNE

2016/17, 2017/18
23 G (21 GS): 8-8, 4.22 ERA, 1 SV
143 IP, 158 K

ONE SEASON IN MLB

2011 TEX
5 G (0 GS): 1-0, 4.50 ERA
8 IP, 6 K



BIG-LEAGUE ACES

BRAD HARMAN



SIX SEASONS WITH MELBOURNE

2011/12-2016/17
228 games: .252 average
39 HR, 122 RBI, 123 BB

ONE SEASON IN MLB

2008 PHI
Six games: .100 average
1 2B, 1 RBI, 1 BB

BYUNG-HYUN KIM



ONE SEASON WITH MELBOURNE

2018/19
9 G: 1-0, 0.93 ERA, 1 SV
9.2 IP, 9 K

NINE SEASONS IN MLB

1999-03 ARI, 03-04 BOS, 05-07 COL, 07 FLA/AZ
'02 All-Star, 394 G (87 GS)
54-60, 4.42 ERA, 841 IP, 806 K

JASON HIRSH



ONE SEASON WITH MELBOURNE

2011/12
8 G (8 GS): 2-2, 6.90 ERA
30 IP, 20 K

THREE SEASONS IN MLB

2006 HOU, 2007-08 COL
32 G (29 GS): 8-11, 5.32 ERA
165.2 IP, 110 K

RYAN LAVARNWAY



ONE SEASON WITH MELBOURNE

2022/23
13 games: .262 average
2 2B, 2 HR, 4 RBI

10 SEASONS IN MLB

2011-14 BOS, 15 BAL/ATL, 17 OAK, 18 PIT, 19 CIN,
20 MIA, 21 CLE
165 G: .217 BA, 9 HR, 50 RBI

JUSTIN HUBER



FIVE SEASONS WITH MELBOURNE

2010/11-2014/15
170 games: .250 average
21 HR, 78 RBI

FOUR SEASONS IN MLB

2005-07 KC, 2008 SD, 2009 MIN
72 games: .224 average
7 2B, 2 HR, 15 RBI

SHANE LINDSAY




FIVE SEASONS WITH MELBOURNE

2010/11-12/13, 2015/16-17
31 G (12 GS): 0-6, 3 SV, 7.92 ERA
63.2 IP, 72 K

ONE SEASON IN MLB

2011 CWS
4 G (0 GS): 0-0, 12.00 ERA
6 IP, 6 K

LUKE HUGHES




TWO SEASONS WITH MELBOURNE

2018/19-2019/20
70 games: .257 average
14 HR, 51 RBI, 38 BB

THREE SEASONS IN MLB

2010-2012 MIN, 2012 OAK
106 games: .218 average
12 2B, 8 HR, 33 RBI

MATT MARKSBERRY



ONE SEASON WITH MELBOURNE

2017/18
11 G: 0-1, 5.73 ERA, 1 SV
11 IP, 12 K

TWO SEASONS IN MLB

2015-16 ATL
35 G: 0-3, 5.06 ERA
26.2 IP, 23 K

YUSEI KIKUCHI



ONE SEASON WITH MELBOURNE

2011/12
5 G (5 GS): 1-2, 4.38 ERA
24.2 IP, 22 K

SIX SEASONS IN MLB

2019-21 SEA, 2022-24 TOR, 2024 HOU
'21 All-Star, 166 G (154 GS)
41-47, 4.57 ERA, 809.2 IP, 837 K

PETER MOYLAN



THREE SEASONS WITH MELBOURNE

2015/16-2016/17, 2019/20
16 G: 3-2, 3.71 ERA, 5 SV
17 IP, 18 K

12 SEASONS IN MLB

2006-12, 15, 18 ATL - 13 LAD - 16-18 KCR
500 G: 24-10, 3.10 ERA
418.2 IP, 324 K



BIG-LEAGUE ACES

ORGANIZATION

2024/25 ACES

HISTORY & RECORDS

SHANE ROBINSON



ONE SEASON WITH MELBOURNE

2019/20
15 games: .317 average
1 HR, 5 RBI, 5 BB

NINE SEASONS IN MLB

2009, 10-14 STL - 15 MIN - 16-17 LAA,
18 NYY
461 G: .221 BA, 7 HR, 66 RBI, 73 BB

RANDY WYNEE



ONE SEASON WITH MELBOURNE

2023/24
4 GS, 19.2 IP
1-0, 3.66 ERA, 15 K

ONE SEASON IN MLB

2023 CIN
1 G, 2.1 IP, 1 ER (3.86 ERA)

JACOB ROBSON



ONE SEASON WITH MELBOURNE

2022/23
37 games: .261 average
4 HR, 11 RBI, 20 BB

ONE SEASON IN MLB

2021 DET
Four games: Seven at-bats, 1 R

DELMON YOUNG



THREE SEASONS WITH MELBOURNE

2017/18, 2019/20-2020/21
108 games: .333 average
20 2B, 31 HR, 95 RBI

10 SEASONS IN MLB

2006-07, 13 TB - 08-11 MIN - 11-12 DET
13 PHI - 14-15 BAL
1118 GP: .283 BA, 109 HR, 566 RBI

LEWIS THORPE



TWO SEASONS WITH MELBOURNE

2012/13-2013/14
8 G (8 GS): 3-2, 2.36 ERA
42 IP, 35 K

THREE SEASONS IN MLB

2019-21 MIN
24 G (7 GS): 3-5, 5.76 ERA
59.1 IP, 47 K

SEVEN PLAYERS PLAYED FOR THE ACES BEFORE REACHING MLB

Ronald Acuna Jr.
James Beresford
Dylan Cozens
Adam Engel
Yusei Kikuchi
Shane Lindsay
Lewis Thorpe

VIRGIL VASQUEZ



THREE SEASONS WITH MELBOURNE

2015/16-2017/18
27 G (6 GS): 4-6, 4.29 ERA
63 IP, 44 K


TWO SEASONS IN MLB

2007 DET, 2009 PIT
19 G (10 GS): 2-6, 6.60 ERA
61.1 IP, 36 K

20 PLAYERS PLAYED FOR THE ACES AFTER REACHING MLB

Greg Bird
Travis Blackley
Darin Downs
Brian Flynn
Jeremy Guthrie
Mark Hamburger
Brian Harman
Jason Hirsh
Justin Huber
Luke Hughes
Byung-Hyun Kim
Ryan Lavarney
Matt Marksberry
Peter Moylan
Shane Robinson
Jacob Robson
Virgil Vasquez
Aaron Whitefield
Randy Wynee
Delmon Young

AARON WHITEFIELD



TWO SEASONS WITH MELBOURNE

2022/23-2023/24
70 games: .239/.300/.341
4 HR, 23 RBI, 25 SB

FOUR SEASONS IN MLB

2020 MIN, 2022 LAA
8 games: 0-12, R



SINGLE-GAME HITTING RECORDS

PLATE APPEARANCES

#	Player	Date	Opp.	PA
1	Davies, Josh	10/12/2010	vs. Sydney	8
	Huber, Justin	10/12/2010	vs. Sydney	8
	Hashimoto, Itaru	10/12/2010	vs. Sydney	8
	Kamei, Yoshiyuki	10/12/2010	vs. Sydney	8
	Wearne, Scott	10/12/2010	vs. Sydney	8
	Vavra, Tanner	7/11/2015	at Adelaide	8
	Vavra, Trey	7/11/2015	at Adelaide	8
	Curcio, Keith	7/11/2015	at Adelaide	8
	Harman, Brad	7/11/2015	at Adelaide	8
	Davies, Josh	7/11/2015	at Adelaide	8

AT BATS

#	Player	Date	Opp.	AB
1	Davies, Josh	10/12/2010	vs. Sydney	8
	Hashimoto, Itaru	10/12/2010	vs. Sydney	8
	Davies, Josh	7/11/2015	at Adelaide	8
4	Wearne, Scott	10/12/2020	vs. Sydney	7
	Curcio, Keith	7/11/2015	at Adelaide	7
	Hoshi, Takanori	7/11/2015	at Adelaide	7
	George, Darryl	30/1/2021	at Brisbane	7

RUNS SCORED

#	Player	Date	Opp.	R
1	Russell, Andrew	20/12/2010	vs. Canberra	4
	Kamei, Yoshiyuki	23/12/2010	vs. Brisbane	4
	Karlsen, Grant	23/12/2010	vs. Brisbane	4
	Ramos, Dominic	31/12/2011	vs. Sydney	4
	Harman, Brad	22/11/2015	at Canberra	4
	Rossell, Nicholas	29/11/2015	vs. Perth	4
	Vavra, Tanner	24/1/2016	at Sydney	4
	Collins, Roman	12/1/2017	at Canberra	4
	George, Darryl	30/1/2021	at Brisbane	4

HITS

#	Player	Date	Opp.	H
1	George, Darryl	30/12/2013	at Perth	5
	de San Miguel, Allan	12/01/2017	at Canberra	5
	Nelsony, Tyler	26/1/2018	at Perth	5
4	33 tied with			4

RUNS BATTED IN

#	Player	Date	Opp.	RBI
1	George, Darryl	30/1/2021	at Brisbane	10
2	Hughes, Luke	28/12/2018	at Geelong	8
	de San Miguel, Allan	12/01/2017	at Canberra	6
	Cruz, Jared	1/12/2018	vs. Geelong	6
5	Russell, Andrew	12/12/2010	at Sydney	5
	Russell, Andrew	20/12/2010	vs. Canberra	5
	Kamei, Yoshiyuki	21/12/2010	vs. Brisbane	5
	Rutgers, Paul	22/12/2010	vs. Brisbane	5
	Karlsen, Grant	23/12/2010	vs. Brisbane	5
	Kamei, Yoshiyuki	23/12/2010	vs. Brisbane	5
	Wearne, Scott	27/11/2011	at Canberra	5
	Moon, Logan	29/11/2015	vs. Perth	5
	de San Miguel, Allan	18/11/2016	vs. Perth	5
	Young, Delmon	13/1/2018	at Brisbane	5
	Young, Delmon	23/11/2019	at Canberra	5
	Hughes, Luke	12/1/2020	at Geelong	5
	George, Darryl	21/1/2023	at Perth	5

HOME RUNS

#	Player	Date	Opp.	HR
1	Bird, Greg	16/11/2024	vs Canberra	3
1	George, Darryl	27/1/2018	at Perth	3
2	Davies, Josh	10/12/2010	vs. Sydney	2
	Russell, Andrew	20/12/2010	vs. Canberra	2
	Karlsen, Grant	23/12/2010	vs. Brisbane	2
	Kamei, Yoshiyuki	23/12/2010	vs. Brisbane	2
	Weichard, Paul	12/11/2011	vs. Perth	2
	Ramos, Dominic	29/12/2011	vs. Sydney	2
	Weichard, Paul	31/12/2011	vs. Sydney	2
	Harman, Brad	1/1/2012	vs. Sydney	2
	Harman, Brad	18/1/2012	vs. Canberra	2
	Weichard, Paul	19/1/2012	vs. Canberra	2
	Harman, Brad	11/11/2012	vs. Adelaide	2
	Harman, Brad	14/11/2012	vs. Canberra	2
	Harman, Brad	2/11/2013	at Canberra	2
	Casteel, Ryan	20/12/2013	vs. Sydney	2
	Deglan, Kellin	13/11/2014	at Brisbane	2
	Deglan, Kellin	19/12/2014	vs. Perth	2
	Deglan, Kellin	1/1/2015	vs. Canberra	2
	Engel, Adam	3/1/2015	vs. Canberra	2
	Deglan, Kellin	3/1/2015	vs. Canberra	2
	Collins, Roman	3/12/2016	at Brisbane	2
	Young, Delmon	13/1/2018	at Brisbane	2
	de San Miguel, Allan	21/1/2018	vs. Adelaide	2
	Nelsony, Tyler	26/1/2018	at Perth	2
	Young, Delmon	26/1/2018	at Perth	2
	Cruz, Jared	1/12/2018	vs. Geelong	2
	Hughes, Luke	28/12/2018	at Geelong	2
	George, Darryl	29/12/2018	at Geelong	2
	Young, Delmon	23/11/2019	at Canberra	2
	Latimore, Quincy	29/12/2019	at Brisbane	2
	Hughes, Luke	12/1/2020	at Geelong	2
	George, Darryl	30/1/2021	at Brisbane	2
	Glendinning, Robbie	25/11/2022	at Adelaide	2
	Robson, Jacob	18/12/2022	at Geelong	2
	Whitefield, Aaron	18/11/2023	vs Perth	2
	Bird, Greg	22/12/2023	at Brisbane	2

WALKS

#	Player	Date	Opp.	BB
1	Vavra, Tanner	7/11/2015	at Adelaide	5
2	Willis, Collin	30/1/2021	at Brisbane	4
3	24 tied with			3

STRIKEOUTS

#	Player	Date	Opp.	SO
1	Cozens, Dylan	8/11/2014	vs. Brisbane	5
2	Davies, Josh	10/12/2010	vs. Sydney	4
	Davies, Josh	18/12/2011	at Perth	4
	Ramos, Dominic	20/1/2012	vs. Canberra	4
	Davies, Josh	16/11/2012	at Perth	4
	Biddle, Elliot	28/12/2012	at Brisbane	4
	Harman, Brad	29/11/2014	at Brisbane	4
	Harman, Brad	29/11/2016	at Adelaide	4
	Walker, Mike	5/1/2017	vs. Brisbane	4
	Robson, Jacob	1/12/2022	vs. Brisbane	4

STOLEN BASES

#	Player	Date	Opp.	SB
1	Engel, Adam	22/1/2015	vs. Adelaide	3
	Vavra, Taner	7/11/2015	at Adelaide	3
	George, Darryl	21/1/2018	vs. Adelaide	3
4	44 tied with			2



SINGLE-GAME HITTING RECORDS

All Records Updated Entering 2024/25 Season

CAUGHT STEALING

#	Player	Date	Opp.	CS
1	Burt, D.J.	24/11/2018	at Adelaide	2
	Burt, D.J.	2/12/2018	vs. Geelong	2
	Cruz, Jared	16/1/2020	vs. Adelaide	2

TIMES HIT BY PITCH

#	Player	Date	Opp.	HBP
1	Ramos, Dominic	13/11/2011	vs. Perth	2
	Vavra, Tanner	19/12/2015	at Sydney	2
	Fukae, Masato	27/12/2015	at Perth	2
	George, Darryl	15/12/2018	at Sydney	2
	Hughes, Luke	6/1/2019	vs. Perth	2

SACRIFICE BUNTS

#	Player	Date	Opp.	SAC
1	Hashimoto, Itaru	11/12/2010	vs. Sydney	2
	Moon, Logan	13/12/2015	vs. Adelaide	2

SACRIFICE FLIES

#	Player	Date	Opp.	SF
1	Edwards, John	6/1/2012	vs. Adelaide	2
	Glendinning, Robbie	20/11/2022	vs. Perth	2

TIMES GROUNDED INTO DOUBLE PLAY

#	Player	Date	Opp.	GIDP
1	Bedford, Laim	27/1/2017	at Perth	3
2	18 tied with.....			2

SINGLE-GAME PITCHING RECORDS

INNINGS PITCHED

#	Player	Date	Opp.	IP
1	McGillivray, Mike	1/11/2015	vs. Canberra	9.0
	Sano, Yasuo	14/11/2015	vs. Perth	9.0
	Larkins, Matthew	11/12/2015	vs. Adelaide	9.0
	Hamburger, Mark	2/12/2016	at Brisbane	9.0
	Hamburger, Mark	12/1/2017	at Canberra	9.0
	Hamburger, Mark	19/1/2017	vs. Adelaide	9.0
	Hamburger, Mark	1/12/2017	vs. Brisbane	9.0
	Hamburger, Mark	4/1/2018	vs. Canberra	9.0
	McGrath, Daniel	13/11/2022	vs. Geelong	9.0
10	Burns, Joe	3/1/2014	vs. Perth	8.0
	Aiuchi, Makoto	13/12/2014	at Canberra	8.0
	Larkins, Matthew	23/10/2015	vs. Sydney	8.0
	Larkins, Matthew	30/10/2015	vs. Canberra	8.0
	Larkins, Matthew	13/11/2015	vs. Perth	8.0
	Sano, Yasuo	12/12/2015	vs. Adelaide	8.0
	Vasquez, Virgil	28/12/2015	at Perth	8.0
	Hamburger, Mark	9/12/2016	vs. Canberra	8.0
	Hamburger, Mark	29/12/2016	at Sydney	8.0
	Hamburger, Mark	5/1/2017	vs. Brisbane	8.0
	Hamburger, Mark	15/12/2017	vs. Sydney	8.0

HITS ALLOWED

#	Player	Date	Opp.	H
1	Hamburger, Mark	23/11/2017	at Adelaide	13
	Hamburger, Mark	11/1/2018	at Brisbane	13
	Hamburger, Mark	26/1/2018	at Perth	13
4	Blackley, Adam	15/1/2011	vs. Perth	12
	Brown, Tim	9/1/2015	at Sydney	12
6	Mann, Andrew	5/11/2011	at Sydney	11
	Blackley, Adam	13/1/2013	at Sydney	11
	Guthrie, Jeremy	13/1/2017	at Canberra	11
	Tols, Josh	12/1/2018	at Brisbane	11
10	14 tied with			10

FEWEST HITS ALLOWED (STARTER) - MIN 5 IP

#	Player	Date	Opp.	H	IP
1	Buckel, Cody	4/12/2014	vs. Perth	0	6.0
	Mesiter, Christian	26/11/2017	at Adelaide	0	3.0
3	Thorpe, Lewis	8/12/2013	vs. Adelaide	1	7.0
	Burns, Joe	28/12/2013	at Perth	1	7.0
	Tols, Josh	25/1/2018	at Perth	1	7.0
	Larkins, Matthew	27/12/2015	at Perth	1	6.0
	Kaneto, Norihito	25/12/2010	at Sydney	1	5.2
	Blackley, Travis	5/12/2010	at Sydney	1	5.0
	Kaneto, Norihito	20/12/2010	vs. Canberra	1	5.0
	Lindsay, Shane	22/12/2010	vs. Sydney	1	5.0
	Tols, Josh	30/11/2019	vs. Auckland	1	5.0
	Mincey, Cody	25/11/2022	at Adelaide	1	5.0
	Kent, Steven	25/11/2023	at Canberra	1	5.0

STRIKEOUTS

#	Player	Date	Opp.	SO
1	Hamburger, Mark	4/1/2018	vs. Canberra	16
2	Hamburger, Mark	5/1/2017	vs. Brisbane	13
3	Buckel, Cody	21/11/2014	vs. Sydney	12
	Hamburger, Mark	2/12/2016	at Brisbane	12
	Hamburger, Mark	9/12/2016	vs. Canberra	12
	Ruzic, Dushan	22/12/2018	vs. Brisbane	12
	Helsabeck, Wes	6/12/2019	vs. Perth	12
8	Blackley, Travis	11/12/2010	vs. Sydney	11
	Hamburger, Mark	16/12/2016	vs. Sydney	11
	Hamburger, Mark	29/12/2016	at Sydney	11
	Takahashi, Kona	3/12/2017	vs. Brisbane	11
	Tols, Josh	25/1/2018	at Perth	11
	Flynn, Brian	4/2/2021	at Sydney	11

RUNS ALLOWED

#	Player	Date	Opp.	R
1	Tols, Josh	12/1/2018	at Brisbane	11
2	Hamburger, Mark	11/1/2018	at Brisbane	10
	Hamburger, Mark	26/1/2018	at Perth	10
4	Lindsay, Shane	16/1/2011	vs. Perth	9
	Koishi, Hirotaka	24/11/2012	at Canberra	9
	Gibbons, Sam	8/12/2012	at Adelaide	9
	Hamburger, Mark	7/12/2017	at Canberra	9
	Ledet, Patrick	11/1/2020	at Geelong	9
10	15 tied with			8

EARNED RUNS ALLOWED

#	Player	Date	Opp.	ER
1	Hamburger, Mark	11/1/2018	at Brisbane	10
2	Lindsay, Shane	16/1/2011	vs. Perth	9
	Gibbons, Sam	8/12/2012	at Adelaide	9
	Tols, Josh	12/1/2018	at Brisbane	9
	Hamburger, Mark	26/1/2018	at Perth	9
6	Mann, Andrew	5/11/2011	at Sydney	8
	Buzachero, Bubbie	18/1/2012	vs. Canberra	8
	Nakazaki, Yuta	8/12/2012	at Adelaide	8
	Hussey, John	4/1/2014	vs. Perth	8
	Fukukara, Kentaro	27/12/2014	at Perth	8
	Berka, Adrian	17/1/2015	at Adelaide	8
	Hamburger, Mark	7/12/2017	at Canberra	8
	Beardsley, Tyler	29/2/2021	at Brisbane	8
	Kines, Gunnar	22/12/2023	at Brisbane	8



SINGLE-GAME PITCHING RECORDS

All Records Updated Entering 2024/25 season

WALKS				
#	Player	Date	Opp.	BB
1	Koishi, Hirotaka	14/12/2012	vs. Canberra	7
	Kennedy, Jon	26/1/2013	at Perth	7
	Kline, Eric	29/12/2014	at Perth	7
	Vasquez, Virgil	28/12/2015	at Perth	7
	Takahashi, Kona	18/11/2017	vs. Perth	7
6	Kaneto, Norihito	20/12/2010	vs. Canberra	6
	Lindsay, Shane	9/12/2012	at Adelaide	6
	Hussey, John	11/1/2013	at Sydney	6
	Buckel, Cody	4/12/2014	vs. Perth	6
	Honda, Keisuke	17/12/2016	vs. Sydney	6
	Townsend, Blake	29/12/2017	at Sydney	6
	Westphal, Luke	14/12/2018	at Sydney	6

HOME RUNS ALLOWED				
#	Player	Date	Opp.	HRA
1	Hamburger, Mark	7/12/2017	at Canberra	5
2	Wiltshire, Greg	21/12/2010	vs. Brisbane	4
	Wiltshire, Greg	6/1/2011	vs. Adelaide	4
	Young, Jeremy	31/10/2015	vs. Canberra	4
	Hamburger, Mark	11/1/2018	at Brisbane	4

ORGANIZATION

2024/25 ACES

HISTORY & RECORDS



SINGLE-SEASON HITTING RECORDS

All Records Updated Entering 2024/25 Season

GAMES PLAYED

#	Player	Season	GP
1	Moon, Logan	2015/16	54
2	Vavra, Tanner	2015/16	52
3	Vavra, Trey	2015/16	51
4	Hill, Mike	2015/16	50
5	George, Darryl	2015/16	49
6	Biddle, Elliot	2012/13	46
	Testa, Carlo	2012/13	46
	Schlehuber, Jared	2013/14	46
	Trapp, Justin	2013/14	46
	Engel, Adam	2014/15	46

AT-BATS

#	Player	Season	AB
1	Moon, Logan	2015/16	203
2	Engel, Adam	2014/15	192
	Vavra, Trey	2015/16	192
4	George, Darryl	2015/16	187
5	Trapp, Justin	2013/14	182
6	Biddle, Elliot	2012/13	178
7	Numata, Chace	2014/15	174
8	Ramos, Dominic	2011/12	172
	Hill, Mike	2015/16	172
10	Testa, Carlo	2012/13	170

PLATE APPEARANCES

#	Player	Season	PA
1	Vavra, Trey	2015/16	221
2	Moon, Logan	2015/16	217
3	Engel, Adam	2014/15	212
4	George, Darryl	2015/16	205
5	Vavra, Tanner	2015/16	200
6	Testa, Carlo	2012/13	199
7	Ramos, Dominic	2011/12	198
	Trapp, Justin	2013/14	198
9	Hill, Mike	2015/16	193
10	Schlehuber, Jared	2013/14	192

RUNS

#	Player	Season	R
1	Huber, Justin	2011/12	39
2	Ramos, Dominic	2011/12	36
3	George, Darryl	2017/18	34
4	Biddle, Elliot	2011/12	33
	Weichard, Paul	2011/12	33
6	Willis, Colin	2019/20	32
7	Engel, Adam	2014/15	31
	Vavra, Tanner	2015/16	31
9	Testa, Carlo	2012/13	30
10	George, Darryl	2018/19	29

HITS

#	Player	Season	H
1	Moon, Logan	2015/16	61
2	Casteel, Ryan	2013/14	57
3	George, Darryl	2017/18	55
4	Huber, Justin	2011/12	54
5	Vavra, Trey	2015/16	53
	George, Darryl	2015/16	53
7	Biddle, Elliot	2011/12	52
	Schlehuber, Jared	2013/14	52
	Biddle, Elliot	2012/13	52
10	Vavra, Tanner	2015/16	51
	Young, Delmon	2019/20	51

BATTING AVERAGE

#	Player	Season	BA
1	Willis, Colin	2019/20	.427
2	Young, Delmon	2020/21	.400
3	Russell, Andrew	2010/11	.357
4	Huber, Justin	2011/12	.348
5	Young, Delmon	2019/20	.345
6	Casteel, Ryan	2013/14	.343
7	Burt, D.J.	2018/19	.338
8	Collins, Roman	2016/17	.336
9	George, Darryl	2020/21	.331
10	George, Darryl	2018/19	.329

ON-BASE PERCENTAGE

#	Player	Season	OBP
1	Willis, Colin	2019/20	.520
2	Huber, Justin	2011/12	.466
3	Young, Delmon	2020/21	.440
4	Burt, D.J.	2018/19	.437
5	Russell, Andrew	2010/11	.422
6	Vavra, Tanner	2015/16	.409
7	Hughes, Luke	2018/19	.407
8	Casteel, Ryan	2013/14	.405
	Walker, Mike	2016/17	.405
10	Collins, Roman	2016/17	.398
	Weichard, Paul	2011/12	.398
	Glendinning, Robbie	2023/24	.398

SLUGGING PERCENTAGE

#	Player	Season	SLG
1	Harman, Brad	2011/12	.709
2	Young, Delmon	2019/20	.662
3	Deglan, Kellin	2014/15	.631
4	Biddle, Elliot	2011/12	.625
5	Young, Delmon	2020/21	.620
6	Casteel, Ryan	2013/14	.614
7	Willis, Colin	2019/20	.612
8	Hughes, Luke	2018/19	.602
9	Russell, Andrew	2010/11	.589
10	Weichard, Paul	2011/12	.585

ON-BASE PLUS SLUGGING (OPS)

#	Player	Season	OPS
1	Willis, Colin	2019/20	1.131
2	Harman, Brad	2011/12	1.082
3	Young, Delmon	2020/21	1.060
4	Young, Delmon	2019/20	1.056
5	Casteel, Ryan	2013/14	1.019
6	Russell, Andrew	2010/11	1.011
7	Hughes, Luke	2018/19	1.009
8	Weichard, Paul	2011/12	.983
9	Deglan, Kellin	2014/15	.978
10	Huber, Justin	2011/12	.976

DOUBLES

#	Player	Season	2B
1	George, Darryl	2015/16	18
2	Biddle, Elliot	2011/12	14
	Ramos, Dominic	2011/12	14
4	Cozens, Dylan	2014/15	12
	Walker, Mike	2016/17	12
	Jones, Cody	2016/17	12
7	Biddle, Elliot	2012/13	11
	Collins, Roman	2016/17	11
9	Casteel, Ryan	2013/14	10
	Harman, Brad	2011/12	10
	Vavra, Tanner	2015/16	10
	Harman, Brad	2013/14	10
	Willis, Colin	2019/20	10



SINGLE-SEASON HITTING RECORDS

All Records Updated Entering 2024/25 Season

TRIPLES

#	Player	Season	3B
1	Moon, Logan	2015/16	4
2	Four tied with.....		2

HOME RUNS

#	Player	Season	HR
1	Deglan, Kellin	2014/15	16
2	Harman, Brad	2011/12	15
3	Biddle, Elliot	2011/12	13
	Young, Delmon	2019/20	13
	Young, Delmon	2017/18	13
6	Casteel, Ryan	2013/14	11
	George, Darryl	2017/18	11
	Bird, Greg	2023/24	11
	Weichard, Paul	2011/12	11
10	Hughes, Luke	2018/19	10
11	Nelsony, Tyler	2017/18	9
	Huber, Justin	2010/11	9
	Gailen, Blake	2020/21	9

RUNS BATTED IN

#	Player	Season	RBI
1	Biddle, Elliot	2011/12	42
	Young, Delmon	2019/20	42
3	Bird, Greg	2023/24	40
4	Deglan, Kellin	2014/15	36
	Casteel, Ryan	2013/14	36
6	Hughes, Luke	2018/19	34
7	George, Darryl	2015/16	33
8	Harman, Brad	2011/12	32
9	Schlehuber, Jared	2013/14	31
10	George, Darryl	2017/18	30
	Weichard, Paul	2011/12	30

WALKS

#	Player	Season	BB
1	Glendinning, Robbie	2023/24	30
	Harman, Brad	2015/16	30
2	Walker, Mike	2016/17	28
	Huber, Justin	2011/12	28
4	Testa, Carlo	2012/13	27
5	Vavra, Trey	2015/16	23
	Harman, Brad	2014/15	23
7	Willis, Colin	2019/20	22
	Martin, Rudy	2018/19	22
9	Harman, Brad	2013/14	21
	Burt, D.J.	2018/19	21
	Hughes, Luke	2019/20	21

SACRIFICE BUNTS

#	Player	Season	SAC
1	Vavra, Tanner	2015/16	7
2	Moon, Logan	2015/16	4
3	Wearne, Scott	2011/12	3
	George, Darryl	2012/13	3
	Davies, Josh	2013/14	3
	Harman, Brad	2013/14	3
	Trapp, Justin	2013/14	3
8	15 tied with.....		2

SACRIFICE FLIES

#	Player	Season	SF
1	George, Darryl	2015/16	4
	Hughes, Luke	2018/19	4
	Whitefield, Aaron	2022/23	4

TIMES HIT BY PITCH

#	Player	Season	HBP
1	Vavra, Tanner	2015/16	10
2	Ramos, Dominic	2011/12	9
3	de San Miguel, Allan	2017/18	8
4	de San Miguel, Allan	2018/19	7
5	6 tied with.....		6

TIMES GROUNDED INTO DOUBLE PLAY

#	Player	Season	GIDP
1	George, Darryl	2013/14	9
2	Hill, Mike	2015/16	8
	Romanski, Jake	2018/19	8
4	Bedford, Liam	2016/17	7
5	9 tied with.....		6

TOTAL BASES

#	Player	Season	TB
1	Biddle, Elliot	2011/12	105
2	Casteel, Ryan	2013/14	102
3	Harman, Brad	2011/12	100
4	Deglan, Kellin	2014/15	99
5	George, Darryl	2017/18	98
	Young, Delmon	2019/20	98
7	Moon, Logan	2015/16	93
8	Young, Delmon	2017/18	88
9	Weichard, Paul	2011/12	86
10	Vavra, Trey	2015/16	83

STRIKEOUTS

#	Player	Season	SO
1	Biddle, Elliot	2012/13	45
2	Dale, Ryan	2017/18	43
	Martin, Rudy	2018/19	43
4	Hill, Mike	2015/16	42
	Dale, Jarryd	2017/18	42
6	Davies, Josh	2010/11	41
	Biddle, Elliot	2011/12	41
	Davies, Josh	2011/12	41
	Cozens, Dylan	2014/15	41
	Engel, Adam	2014/15	41

STOLEN BASES

#	Player	Season	SB
1	Engel, Adam	2014/15	18
	Burt, D.J.	2018/19	18
3	Martin, Rudy	2018/19	15
4	Whitefield, Aaron	2023/24	14
5	Acuna Jr., Ronald	2016/17	13
6	Moon, Logan	2015/16	12
7	Cozens, Dylan	2014/15	11
	Vavra, Tanner	2015/16	11
	Whitefield, Aaron	2022/23	11
8	Testa, Carlo	2012/13	10
	Curcio, Keith	2015/16	10

TIMES CAUGHT STEALING

#	Player	Season	CS
1	Whitefield, Aaron	2023/24	10
2	Testa, Carlo	2012/13	8
3	Burt, D.J.	2018/19	7

ORGANIZATION

2024/25 ACES

HISTORY & RECORDS



SINGLE-SEASON PITCHING RECORDS

All Records Updated Entering 2024/25 Season

WINS

#	Player	Season	W
1	Larkins, Matthew	2015/16	6
2	Burns, Joe	2013/14	5
	Hussey, John	2013/14	5
	Hamburger, Mark	2016/17	5
	Tols, Josh	2017/18	5
	Ruzic, Dushan	2018/19	5

LOSSES

#	Player	Season	L
1	Brown, Tim	2014/15	7
	Hamburger, Mark	2017/18	7
3	Reese, Kevin	2012/13	6
	Wilson, Matt	2014/15	6
	Larkins, Matthew	2015/16	6
	McGillivray, Mike	2015/16	6

GAMES (APPEARANCES)

#	Player	Season	G
1	Wu, William	2015/16	20
2	Holder, Trevor	2013/14	19
	Zawacki, Brett	2013/14	19
	Wilson, Matt	2014/15	19
	James, Christian	2023/24	19
	Steele, Joey	2023/24	19

GAMES STARTED

#	Player	Season	GS
1	Larkins, Matthew	2015/16	13
	Kines, Gunnar	2023/24	13
2	Reese, Kevin	2012/13	12
	Burns, Joe	2013/14	12
	Hussey, John	2013/14	12
5	Hamburger, Mark	2017/18	11

COMPLETE GAMES

#	Player	Season	CG
1	Hamburger, Mark	2016/17	2
	Honda, Keisuke	2016/17	2
	Hamburger, Mark	2017/18	2

SHUTOUTS

#	Player	Season	SHO
1	Blackley, Adam	2010/11	1
	Koishi, Hirotaka	2012/13	1
	Larkins, Matthew	2015/16	1
	Hamburger, Mark	2016/17	1
	Honda, Keisuke	2016/17	1
	Hamburger, Mark	2017/18	1

SAVES

#	Player	Season	SV
1	Zawacki, Brett	2013/14	7
	Anderson, Drew	2020/21	7
3	McGrath, Daniel	2022/23	5
4	Erasmus, Justin	2013/14	4
	Mincey, Cody	2019/20	4
	Yokoyama, Kaede	2023/24	4

GAMES FINISHED

#	Player	Season	GF
1	Zawacki, Brett	2013/14	12
2	Erasmus, Justin	2013/14	11
3	Yokoyama, Kaede	2023/24	10

EARNED RUN AVERAGE (Min. 35 IP)

#	Player	Season	ERA
1	Flynn, Brian	2020/21	1.62
2	Hamburger, Mark	2016/17	1.90
3	Helsabeck, Wes	2019/20	1.91
4	Thorpe, Lewis	2013/14	2.45
5	Burns, Joe	2013/14	2.47
6	Hussey, John	2012/13	2.77
7	Ruzic, Dushan	2018/19	2.82
8	Buckel, Cody	2014/15	2.93
9	Ruzic, Dushan	2016/17	2.96
10	Nishikawa, Tetsu	2010/11	3.05

WALKS+HITS/INNINGS PITCHED (WHIP)

#	Player	Season	WHIP
1	Helsabeck, Wes	2019/20	0.85
2	Burns, Joe	2013/14	0.92
3	Hamburger, Mark	2016/17	0.99
4	Buckel, Cody	2014/15	1.04
	Mincey, Cody	2022/23	1.04
6	Rutcky, Evan	2022/23	1.05
7	Nishikawa, Tetsu	2010/11	1.10
8	Ungs, Nic	2011/12	1.14
9	Larkins, Matthew	2015/16	1.19
10	Thorpe, Lewis	2013/14	1.20
	Sano, Yasuo	2015/16	1.20

INNINGS PITCHED

#	Player	Season	IP
1	Larkins, Matthew	2015/16	97.0
2	Hamburger, Mark	2016/17	75.2
3	Burns, Joe	2013/14	73.0
4	Hamburger, Mark	2017/18	67.1
5	Hussey, John	2013/14	65.2
6	Reese, Kevin	2012/13	65.1

HITS ALLOWED

#	Player	Season	H
1	Hamburger, Mark	2017/18	96
2	Larkins, Matthew	2015/16	87
3	Reese, Kevin	2012/13	76
4	Hussey, John	2013/14	67
5	Brown, Tim	2014/15	61
	Hamburger, Mark	2016/17	61

RUNS ALLOWED

#	Player	Season	R
1	Hamburger, Mark	2017/18	59
2	McGillivray, Mike	2015/16	38
3	Larkins, Matthew	2015/16	37
	Ledet, Patrick	2019/20	37
5	Brown, Tim	2014/15	35
6	Hussey, John	2013/14	33

EARNED RUNS ALLOWED

#	Player	Season	ER
1	Hamburger, Mark	2017/18	51
2	Brown, Tim	2014/15	34
3	Larkins, Matthew	2015/16	33
4	Reese, Kevin	2012/13	30
	McGillivray, Mike	2015/16	30
	Ledet, Patrick	2019/20	30



SINGLE-SEASON PITCHING RECORDS

All Records Updated Entering 2024/25 Season

HOME RUNS ALLOWED

#	Player	Season	HR
1	Hamburger, Mark	2017/18	20
2	Wiltshire, Greg	2010/11	12
3	Ungs, Nic	2011/12	11
4	Tols, Josh	2017/18	10
	Thorpe, Lewis	2023/24	10
	Kines, Gunnar	2023/24	10

HIT BATTERS

#	Player	Season	HBP
1	Koishi, Hirotaka	2012/13	7
	Larkins, Matthew	2015/16	7
3	McGillivray, Mike	2015/16	6

WILD PITCHES

#	Player	Season	WP
1	Hussey, John	2013/14	7
	Blount, Nick	2014/15	7
3	Kimura, Fumikazu	2011/12	6
	Lindsay, Shane	2011/12	6
	Aiuchi, Makoto	2014/15	6
	Meister, Christian	2017/18	6
7	5 tied with.....		5

BALKS

#	Player	Season	BK
1	Koishi, Hirotaka	2012/13	3
2	Larkins, Matthew	2015/16	2
	Nakatsuka, Shunta	2017/18	2

WALKS

#	Player	Season	BB
1	Larkins, Matthew	2015/16	28
2	Blount, Nick	2014/15	27
	Wu, William	2015/16	27
4	Wilson, Matt	2014/15	24
5	Tols, Josh	2017/18	23
6	3 tied with.....		22

STRIKEOUTS

#	Player	Season	SO
1	Hamburger, Mark	2016/17	86
2	Tols, Josh	2017/18	75
3	Hamburger, Mark	2017/18	72
4	Larkins, Matthew	2015/16	68
5	Burns, Joe	2013/14	62
6	Sano, Yasuo	2015/16	57
	Flynn, Brian	2022/23	57
8	Reese, Kevin	2012/13	55
	Kines, Gunnar	2023/24	55

ORGANIZATION

2024/25 ACES

HISTORY & RECORDS



ACES-CAREER HITTING RECORDS

All Records Updated Entering 2024/25 Season

GAMES PLAYED

#	Player	Season(s)	GP
1	George, Darryl	2011/12-2020/21, 22/23-23/24	357
2	Davies, Josh	2010/11-2016/17	235
3	Harman, Brad	2011/12-2016/17	228
4	Dale, Jarryd	2016/17-2020/21, 22/23-23/24	215
5	Cruz, Jared	2013/14-2020/21, 22/23-23/24	177
6	Huber, Justin	2010/11-2014/15	170
7	Wearne, Scott	2010/11-2014/15, 2019/20	169
8	Dale, Ryan	2012/13-2020/21, 2022/23	166
9	de San Miguel, Allan	2016/17-2019/20	144
10	Young, Delmon	2017-18, 2019/20-2020/21	108

AT BATS

#	Player	Season(s)	AB
1	George, Darryl	2011/12-2020/21, 22/23-23/24	1260
2	Davies, Josh	2010/11-2016/17	854
3	Harman, Brad	2011/12-2016/17	820
4	Dale, Jarryd	2016/17-2020/21, 22/23-23/24	720
5	Huber, Justin	2010/11-2014/15	584
6	Wearne, Scott	2010/11-2014/15, 2019/20	576
7	Dale, Ryan	2012/13-2020/21, 2022/23	470
8	Cruz, Jared	2013/14-2020/21, 22/23-23/24	463
9	de San Miguel, Allan	2016/17-2019/20	443
10	Biddle, Elliot	2010/11-2012/13	413

PLATE APPEARANCES

#	Player	Season(s)	PA
1	George, Darryl	2011/12-2020/21, 22/23-23/24	1374
2	Harman, Brad	2011/12-2016/17	961
3	Davies, Josh	2010/11-2016/17	910
4	Dale, Jarryd	2016-17-2020-21, 22/23-23/24	781
5	Huber, Justin	2010/11-2014/15	680
6	Wearne, Scott	2010/11-2014/15, 2019/20	642
7	de San Miguel, Allan	2016/17-2019/20	530
8	Cruz, Jared	2013-14-2020-21, 22/23-23/24	514
9	Dale, Ryan	2012/13-2020/21, 2022/23	513
10	Young, Delmon	2017-18, 2019/20-2020/21	448

RUNS SCORED

#	Player	Season(s)	R
1	George, Darryl	2011/12-2020/21, 22/23-23/24	180
2	Harman, Brad	2011/12-2016/17	136
3	Huber, Justin	2010/11-2014/15	92
4	Davies, Josh	2010/11-2016/17	88
5	Dale, Jarryd	2016-17-2020-21, 22/23-23/24	78
6	Wearne, Scott	2010/11-2014/15, 2019/20	71
7	Biddle, Elliot	2010/11-2014/15, 2019/20	70
8	Young, Delmon	2017-18, 2019/20-2020/21	67
9	de San Miguel, Allan	2016/17-2019/20	54
10	Dale, Ryan	2012/13-2020/21, 2022/23	49

HITS

#	Player	Season(s)	H
1	George, Darryl	2011/12-2020/21, 22/23-23/24	344
2	Davies, Josh	2010/11-2016/17	227
3	Harman, Brad	2011/12-2016/17	207
4	Dale, Jarryd	2016-17-2020-21, 22/23-23/24	179
5	Huber, Justin	2010/11-2014/15	146
6	Wearne, Scott	2010/11-2014/15, 2019/20	135
	Young, Delmon	2017-18, 2019/20-2020/21	135
8	Biddle, Elliot	2010/11-2014/15, 2019/20	125
9	de San Miguel, Allan	2016/17-2019/20	103
10	Cruz, Jared	2013/14-2020/21, 22/23-23/24	94

TOTAL BASES

#	Player	Season(s)	TB
1	George, Darryl	2011/12-2020/21, 22/23-23/24	549
2	Harman, Brad	2011/12-2016/17	374
3	Davies, Josh	2010/11-2016/17	320
4	Young, Delmon	2017-18, 2019/20-2020/21	248
5	Dale, Jarryd	2016-17-2020-21, 22/23-23/24	240
6	Huber, Justin	2010/11-2014/15	231
7	Biddle, Elliot	2010/11-2012/13	217
8	Wearne, Scott	2010/11-2014/15, 2019/20	192
9	de San Miguel, Allan	2016/17-2019/20	174
10	Cruz, Jared	2013/14-2020/21, 22/23-23/24	125

DOUBLES

#	Player	Season(s)	2B
1	George, Darryl	2011/12-2020/21, 22/23-23/24	74
2	Harman, Brad	2011/12-2016/17	48
3	Davies, Josh	2010/11-2016/17	33
4	Biddle, Elliot	2010/11-2012/13	29
5	Dale, Jarryd	2016-17-2020-21, 22/23-23/24	26
6	Wearne, Scott	2010/11-2014/15, 2019/20	25
7	Huber, Justin	2010/11-2014/15	22
8	Young, Delmon	2017-18, 2019/20-2020/21	20
	de San Miguel, Allan	2016/17-2019/20	20
10	Beresford, James	2010/11, 2012/13, 2015/16-2016/17	17

TRIPLES

#	Player	Season(s)	3B
1	George, Darryl	2011/12-2020/21, 22/23-23/24	7
2	Moon, Logan	2015/16	4
3	Burt, D.J.	2018/19-2019/20	3
4	Engel, Adam	2014/15	2
	Hill, Mike	2015/16	2
	Burke, Chris	2017-18-2020-21, 22/23-23/24	2

HOME RUNS

#	Player	Season(s)	HR
1	Harman, Brad	2011/12-2016/17	39
2	George, Darryl	2011/12-2020/21, 22/23-23/24	39
3	Young, Delmon	2017-18, 2019/20-2020/21	31
4	Biddle, Elliot	2010/11-2014/15, 2019/20	21
	Huber, Justin	2010/11-2014/15	21
6	Davies, Josh	2010/11-2016/17	20
7	de San Miguel, Allan	2016/17-2019/20	17
8	Deglan, Kellin	2014/15	16
9	Hughes, Luke	2018/19	14
10	Casteel, Ryan	2013/14	11
	Weichard, Paul	2011/12	11
	Glendinning, Robbie	2022/23-2023/24	11
	Dale, Jarryd	2016-17-2020-21, 22/23-23/24	11

RUNS BATTED IN

#	Player	Season(s)	RBI
1	George, Darryl	2011/12-2020/21, 22/23-23/24	175
2	Harman, Brad	2011/12-2016/17	122
3	Davies, Josh	2010/11-2016/17	111
4	Young, Delmon	2017-18, 2019/20-2020/21	95
5	Huber, Justin	2010/11-2014/15	78
6	Biddle, Elliot	2010/11-2014/15, 2019/20	77
7	de San Miguel, Allan	2016/17-2019/20	73
8	Dale, Jarryd	2016-17-2020-21, 22/23-23/24	61



ACES-CAREER HITTING RECORDS

All Records Updated Entering 2024/25 Season

WALKS

#	Player	Season(s)	BB
1	Harman, Brad	2011/12-2016/17	123
2	George, Darryl	2011/12-2020/21, 22/23-23/24	74
3	Huber, Justin	2010/11-2014/15, 22/23-23/24	70
4	de San Miguel, Allan	2016/17-2019/20	58
5	Wearne, Scott	2010/11-2014/15, 2019/20	49
6	Walker, Mike	2016/17, 2018/19	46
	Glendinning, Robbie	2022/23-2023/24	46
8	Rogers, Jarryd	2011/12-2013/14, 2014/15	43
9	Cruz, Jared	2013/14-2020/21, 22/23-23/24	42
10	Davies, Josh	2010/11-2016/17	39

INTENTIONAL WALKS

#	Player	Season(s)	IBB
1	Young, Delmon	2017-18, 2019/20-2020/21	6
2	Huber, Justin	2010/11-2014/15	4
	George, Darryl	2011/12-2020/21, 2022/23	4
4	Walker, Mike	2016/17, 2018/19	3
5	5 tied with.....		2

STRIKEOUTS

#	Player	Season(s)	SO
1	George, Darryl	2011/12-2020/21, 22/23-23/24	222
2	Davies, Josh	2010/11-2016/17	204
3	Dale, Jarryd	2016/17-2020/21, 22/23-23/24	190
4	Harman, Brad	2011/12-2016/17	177
5	Cruz, Jared	2013/14-2020/21, 22/23-23/24	171
6	Dale, Ryan	2012/13-2020/21, 2022/23	162
7	Huber, Justin	2010/11-2014/15	111
8	Wearne, Scott	2010/11-2014/15, 2019/20	104
	de San Miguel, Allan	2016/17-2019/20	104
10	Biddle, Elliot	2010/11-2014/15, 2019/20	99

STOLEN BASES

#	Player	Season(s)	SB
1	George, Darryl	2011/12-2020/21, 22/23-23/24	31
2	Whitefield, Aaron	2022/23-2023/24	25
3	Burt, D.J.	2022/23-2023/24	21
4	Dale, Jarryd	2016/17-2020/21, 22/23-23/24	20
5	Martin, Rudy	2017/18	15
6	Harman, Brad	2011/12-2016/17	13
	Acuna Jr., Ronald	2016/17	13
8	Moon, Logan	2015/16	12
9	4 tied with.....		11

CAUGHT STEALING

#	Player	Season(s)	CS
1	George, Darryl	2011/12-2020/21, 22/23-23/24	14
2	Dale, Jarryd	2016/17-2020/21, 22/23-23/24	12
3	Whitefield, Aaron	2022/23-2023/24 22/23-23/24	10
4	Burt, D.J.	2018/19-2019/20	8
	Testa, Carlo	2012/13	8
6	Cruz, Jared	2013/14-2020/21, 22/23-23/24	7
	Davies, Josh	2010/11-2016/17	7
8	Jones, Cody	2016/17	6
9	Harman, Brad	2011/12-2016/17	5
	Trapp, Justin	2013/14	5
	Willis, Colin	2019/20-2020/21	5

SACRIFICE BUNTS

#	Player	Season(s)	SAC
1	Dale, Jarryd	2016/17-2020/21, 22/23-23/24	10
2	Davies, Josh	2010/11-2016/17	8
3	Cruz, Jared	2013/14-2020/21, 22/23-23/24	7
	Vavra, Tanner	2015/16	7
	Wearne, Scott	2010/11-2014/15, 2019/20	7
6	Harman, Brad	2011/12-2016/17	5
7	5 tied with.....		4

SACRIFICE FLIES

#	Player	Season(s)	SF
1	George, Darryl	2011/12-2020/21, 22/23-23/24	13
2	Harman, Brad	2011/12-2016/17	6
	Huber, Justin	2010/11-2014/15	6
	Wearne, Scott	2010/11-2014/15, 2019/20	6
5	Hughes, Luke	2018/19-2019/20	5

TIMES HIT BY PITCH

#	Player	Season(s)	HBP
1	de San Miguel, Allan	2016/17-2019/20	22
	George, Darryl	2011/12-2020/21, 22/23-23/24	22
3	Huber, Justin	2010/11-2014/15	17
4	Vavra, Tanner	2015/16	10

TIMES GROUNDED INTO DOUBLE PLAY

#	Player	Season(s)	GIDP
1	George, Darryl	2011/12-2020/21, 22/23-23/24	41
2	Davies, Josh	2010/11-2016/17	19
	Dale, Jarryd	2016/17-2020/21, 22/23-23/24	18
	Huber, Justin	2010/11-2014/15	17
5	de San Miguel, Allan	2016/17-2019/20	13

ORGANIZATION

2024/25 ACES

HISTORY & RECORDS



ACES-CAREER PITCHING RECORDS

All Records Updated Entering 2024/25 Season

WINS

#	Player	Season(s)	W
1	Tols, Josh	2016/17-2020/21	12
2	Kennedy, Jon	2012/13-2020/21, 22/23-23/24	12
3	Ruzic, Dushan	2016/17, 2018/19-2019/20	9
4	Hussey, John	2012/13-2013/14	8
	Hamburger, Mark	2016/17-2017/18	8
6	Larkins, Matthew	2015/16, 2017/18	7
	Kines, Gunnar	2020-21, 2023/24	7

LOSSES

#	Player	Season(s)	L
1	Kennedy, Jon	2012/13-2020/21, 22/23-23/24	17
2	McGrath, Daniel	2010/11-2012/13, 2016/17-18/19, 2020/21, 2022/23	5
3	Blackley, Adam	2010/11-2012/13	9
	Gibbons, Sam	2011/12-2016/17, 2022/23	9
	Larkins, Matthew	2015/16, 2017/18	9
6	Hamburger, Mark	2016/17-2017/18	8
	Reese, Kevin	2011/12-2012/13	8
	Tols, Josh	2016/17-2020/21	8
	Wilson, Matt	2014/15-2017/18, 2023/24	8

GAMES (APPEARANCES)

#	Player	Season(s)	G
1	Kennedy, Jon	2012/13-2020/21, 22/23-23/24	103
2	McGrath, Daniel	2010/11-2012/13, 2016/17-18/19, 2020/21, 2022/23	55
3	Tols, Josh	2016/17-2020/21	47
	Young, Jeremy	2014/15-2017/18, 2020/21, 2022/23	47
5	Wilson, Matt	2014/15-2017/18, 2023/24	40
6	Street, Sam	2015/16-2017/18, 2019/20	33
7	Blackley, Adam	2010/11-2012/13	31
	Lindsay, Shane	2010/11-2012/13, 2015/16-2016/17	31
	Mann, Andrew	2011/12-2013/14	31
	Russell, Andrew	2010/11-2013/14	31

GAMES STARTED

#	Player	Season(s)	GS
1	Kennedy, Jon	2012/13-2020/21, 22/23-23/24	30
2	Hamburger, Mark	2016/17-2017/18	21
3	Ruzic, Dushan	2016/17, 2018/19-2019/20	18
4	Larkins, Matthew	2015/16, 2017/18	17
	Reese, Kevin	2011/12-2012/13	17
6	Gibbons, Sam	2011/12-2016/17, 2022/23	16
	Hussey, John	2012/13-2013/14	16
	Kines, Gunnar	2020-21, 2023/24	16

SHUTOUTS

#	Player	Season(s)	SHO
1	Mark Hamburger	2016/17-2017/18	2
2	Blackley, Adam	2010/11-2012/13	1
	Joishi, Hirotaka	2012/13	1
	Larkins, Matthew	2015/16, 2017/18	1
	Honda, Keisuke	2016/17	1

COMPLETE GAMES

#	Player	Season(s)	CG
1	Hamburger, Mark	2016/17-2017/18	4
2	Honda, Keisuke	2016/17	2
3	Ono, Jumepi	2010/11	1
	Wiltshire, Greg	2010/11	1
	Blackley, Adam	2010/11-2012/13	1
	Gibbons, Sam	2011/12-2016/17	1
	Koishi, Hirotaka	2012/13	1
	Buckel, Cody	2014/15	1
	McGillivray, Mike	2015/16	1
	Sano, Yasuo	2015/16	1
	Vasquez, Virgil	2015/16-2017/18	1
	Larkins, Matthew	2015/16, 2017/18	1
	Ruzic, Dushan	2016/17, 2018/19-2019/20	1
	Takagi, Hayato	2018/19	1

GAMES FINISHED

#	Player	Season(s)	GF
1	Kennedy, John	2012/13-2020-21, 22/23-23/24	20
2	Young, Jeremy	2014/15-2017/18, 2020/21, 2022/23	19
	Tols, Josh	2016/17-2020/21	16
4	Vasquez, Virgil	2015/16-2017/18	15
5	Cunningham, Blake	2010/11-2013/14, 2017/18, 2018/19	14
	Forbes, Cameron	2010/11-2012/13	14
	McGrath, Daniel	2010/11-2012/13, 2016/17-18/19, 2020/21, 2022/23	14
8	4 tied with.....		12

SAVES

#	Player	Season(s)	SV
1	Zawacki, Brett	2013/14	7
	Anderson, Drew	2020/21	7
3	McGrath, Daniel	2010/11-2012/13, 2016/17-18/19, 2020/21, 2022/23	6
	Tols, Josh	2016/17-2020/21	6
5	Forbes, Cameron	2010/11-2012/13	5
	Moylan, Peter	2015/16-2016/17, 2019/20	5
	Kennedy, John	2012/13-2020-21, 22/23-23/24	5

INNINGS PITCHED

#	Player	Season(s)	IP
1	Kennedy, Jon	2012/13-2020/21, 22/23-23/24	219.0
2	Hamburger, Mark	2016/17-2017/18	143.0
3	Tols, Josh	2016/17-2020/21	123.0
4	Larkins, Matthew	2015/16, 2017/18	114.2
5	Ruzic, Dushan	2016/17, 2018/19-2019/20	114.0
6	Hussey, John	2012/13-2013/14	104.2
7	Gibbons, Sam	2011/12-2016/17, 2022/23	103.1
8	Reese, Kevin	2011/12-2012/13	93.2
9	McGrath, Daniel	2010/11-2012/13, 2016/17-18/19, 2020/21, 2022/23	90.1
10	Blackley, Adam	2010/11-2012/13	85.1

HITS ALLOWED

#	Player	Season(s)	H
1	Kennedy, Jon	2012/13-2020/21, 22/23-23/24	211
2	Hamburger, Mark	2016/17-2017/18	157
3	Gibbons, Sam	2011/12-2016/17, 2022/23	129
4	Larkins, Matthew	2015/16, 2017/18	116
5	Ruzic, Dushan	2016/17, 2018/19-2019/20	110
6	Reese, Kevin	2011/12-2012/13	108
7	Hussey, John	2012/13-2013/14	99
8	Young, Jeremy	2014/15-2017/18, 2020/21, 2022/23	98
9	Mann, Andrew	2011/12-2013/14	93
10	Blackley, Adam	2010/11-2012/13	92

RUNS ALLOWED

#	Player	Season(s)	R
1	Kennedy, Jon	2012/13-2020/21, 22/23-23/24	124
2	Gibbons, Sam	2011/12-2016/17, 2022/23	77
3	Hamburger, Mark	2016/17-2017/18	76
4	McGrath, Daniel	2010/11-2012/13, 2016/17-18/19, 2020/21, 2022/23	64
5	Blackley, Adam	2010/11-2012/13	62
6	Lindsay, Shane	2010/11-2012/13, 2015/16-2016/17	61
	Young, Jeremy	2014/15-2017/18, 2020/21, 2022/23	61
8	Larkins, Matthew	2015/16, 2017/18	57
9	Tols, Josh	2016/17-2020/21	53
10	Reese, Kevin	2011/12-2012/13	51

EARNED RUNS ALLOWED

#	Player	Season(s)	ER
1	Kennedy, Jon	2012/13-2020/21, 22/23-23/24	94
2	Gibbons, Sam	2011/12-2016/17, 2022/23	69
3	Hamburger, Mark	2016/17-2017/18	67
4	Lindsay, Shane	2010/11-2012/13, 2015/16-2016/17	56
5	Young, Jeremy	2014/15-2017/18, 2020/21, 2022/23	54
6	Blackley, Adam	2010/11-2012/13	50
7	McGrath, Daniel	2010/11-2012/13, 2016/17-18/19, 2020/21, 2022/23	49



ACES-CAREER PITCHING RECORDS

All Records Updated Entering 2024/25 Season

HOME RUNS ALLOWED

#	Player	Season(s)	HR
1	Mark Hamburger	2016/17-2017/18	24
2	Kennedy, Jon	2012/13-2020/21, 22/23-23/24	21
3	Young, Jeremy	2014/15-2017/18, 2020/21, 2022/23	20
4	Gibbons, Sam	2011/12-2016/17, 2022/23	17
5	Kines, Gunnar	2020/21, 2023/24	14
6	Tols, Josh	2016/17-2020/21	13
7	Wiltshire, Greg	2010/11	12
	Lindsay, Shane	2010/11-2012/13, 2015/16-2016/17	12
9	Blackley, Adam	2010/11-2012/13	11
	McGrath, Daniel	2010/11-2012/13, 2016/17-18/19, 2020/21, 2022/23	11
	Ungs, Nic	2011/12	11

HIT BATTERS

#	Player	Season(s)	HBP
1	Kennedy, Jon	2012/13-2020/21, 22/23-23/24	23
2	Lindsay, Shane	2010/11-2012/13, 2015/16-2016/17	13
3	Wilson, Matt	2014/15-2017/18, 2023/24	9
	Gibbons, Sam	2011/12-2016/17, 2022/23	9
	Young, Jeremy	2014/15-2017/18, 2020/21, 2022/23	9
6	4 tied with.....		8

STRIKEOUTS

#	Player	Season(s)	SO
1	Kennedy, Jon	2012/13-2020/21, 22/23-23/24	187
2	Tols, Josh	2016/17-2020/21	160
3	Hamburger, Mark	2016/17-2017/18	158
4	Flynn, Brian	2020/21, 2022/23	93
5	Ruzic, Dushan	2016/17, 2018/19-2019/20	91
6	Larkins, Matthew	2015/16, 2017/18	84
7	McGrath, Daniel	2010/11-2012/13, 2016/17-18/19, 2020/21, 2022/23	83
8	Shuman, Scott	2017/18-2019/20	75
	Kines, Gunnar	2020/21, 2023/24	75

WALKS

#	Player	Season(s)	BB
1	Kennedy, Jon	2012/13-2020/21, 22/23-23/24	74
2	Lindsay, Shane	2010/11-2012/13, 2015/16-2016/17	63
3	Tols, Josh	2016/17-2020/21	60
4	McGrath, Daniel	2010/11-2012/13, 2016/17-18/19, 2020/21, 2022/23	56
5	Wilson, Matt	2014/15-2017/18	51
6	Enciondo, Jack	2017/18-2020/21, 22/23-23/24	50

WILD PITCHES

#	Player	Season(s)	WP
1	Lindsay, Shane	2010/11-2012/13, 2015/16-2016/17	19
2	Kennedy, Jon	2012/13-2020/21, 22/23-23/24	18
3	Wilson, Matt	2014/15-2017/18, 2023/24	11
4	Hussey, John	2012/13-2013/14	9
	Russell, Andrew	2011/12-2013/14	9

BALKS

#	Player	Season(s)	BK
1	Koishi, Hirotaka	2012/13	3
2	3 tied with.....		2

TOTAL BATTERS FACED

#	Player	Season(s)	TBF
1	Kennedy, Jon	2012/13-2020/21, 22/23-23/24	954
2	Hamburger, Mark	2016/17-2017/18	614
3	Tols, Josh	2016/17-2020/21	517
4	Larkins, Matthew	2015/16, 2017/18	491
5	Ruzic, Dushan	2016/17, 2018/19-2019/20	489
6	Gibbons, Sam	2011/12-2016/17, 2022/23	472
7	Hussey, John	2012/13-2013/14	451
8	McGrath, Daniel	2010/11-2012/13, 2016/17-18/19, 2020/21, 2022/23	410
9	Reese, Kevin	2011/12-2012/13	408
10	Blackley, Adam	2010/11-2012/13	397

ORGANIZATION

2024/25 ACES

HISTORY & RECORDS