

BuildBlock ICF forms combine the standard features you expect in a quality ICF with many unique benefits you'll find in no other block. BuildBlock is built for speed with the least waste of any ICF.

READY TO STACK. No on-site assembly required; start installing right off the truck.

FULLY REVERSIBLE. All forms are fully reversible; no top, bottom, left or right. Longer corner design provides automatic offset for each course.

INDUSTRY STANDARD SIZE. Industry-standard 16-inch (406.4mm) high forms produce less waste when cutting around doors and windows.

TIGHT INTERLOCKING BLOCKS. Blocks easily stack and securely lock into place resulting in greater strength over the competition. No foam or clips required between courses.

2.5-INCH (63.5MM) FOAM PANELS. Allows easy accommodation of electrical and plumbing installation in the foam.

HIGH-DENSITY PLASTIC WEBS. Eight 1.5-inch (38.1mm) wide webs are spaced on 6-inch (152.4mm) centers for a stronger form and more attachment points than 8-inch spacing found in many other ICFs. Greater strength, more value.

REBAR SUPPORT. Deep, snap-in rebar fingers hold two 5/8-inch (15.9mm) rebar in place with no need for tying steel. Alternating horizontal rebar creates a pocket for vertical rebar eliminating most steel tying.

EASY MECHANICAL CHASES. BuildBlock forms provide 1-inch of foam between forms and webs which can be removed after pouring for electrical, plumbing, and other cabling without cutting through vertical webs.

OPEN WEB DESIGN. Interior rebar saddles provide rebar support even when cutting half height blocks without compromising concrete flow.

EXTRA HEAVY-DUTY ATTACHMENT POINTS (495LBS.) Located every 8-inches vertically, and 6-inches horizontally, they allow for super secure attachment of heavy cabinetry directly to the ICF. The entire face of the web, 1.5"x15" (38.1mm x 381mm) is a standard attachment point designed for attaching bracing and other finishing materials.


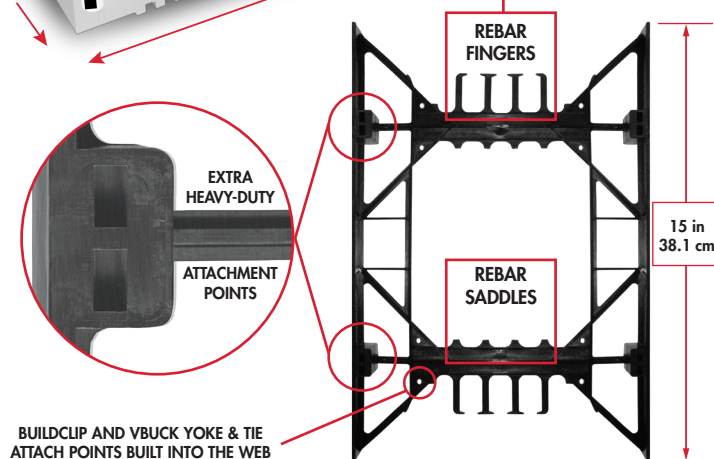
MOLDED-IN TAPE MEASURE AND HORIZONTAL CUT LINES. Numbered, vertical cut lines on every inch, often eliminate the need for using a tape measure.

Horizontal cut lines are located every two-inches (50.8mm) providing cutting references for straighter cuts.

1-INCH REPEATING CUT PATTERN ON BLOCK CONNECTION. More layout options; no mismatched connections. One of the lowest waste factors of any ICF on the market today.

ATTACHMENT POINT MARKINGS. Molded-in markings identify attachment points; heavy-duty attachment points are marked with a BB.

BUILT-IN HALF HEIGHT BLOCKS. Easily cut blocks in half and create two identical half height blocks as needed. No special half-height blocks required.



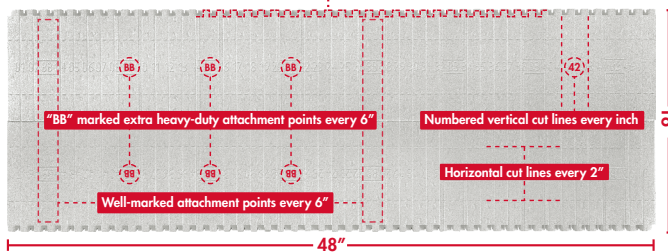
BUILDBLOCK INTERIOR ICF WALL

The EPS foam is easily cut out to provide mounting for electrical boxes, plumbing, and wiring after the forms are poured. The 1.5-inch (38.1mm) wide, 15" (381mm) tall furring strips provide attachment points for drywall. Two high-density attachment points, marked by BB provide extra strong 495lb. (224.53kg) pullout strength for mounting cabinets, shelving, installer bracing, safety equipment, or other needs.



BUILDBLOCK EXTERIOR WALL

Tight Fully-Reversible Interlocking Connections



FORM (HEIGHT 16 IN)	CORE	WIDTH	LENGTH EXTERIOR – INTERIOR	RETURN EXTERIOR – INTERIOR	AREA	CONCRETE VOLUME
Straight	4 in 101.6 mm	9 in 228.6 mm	48 in 1219.2 mm	N/A	5.33 ft ² .4951 m ²	.065844 yd ³ .050341 m ³
	6 in 152.4 mm	11 in 279.4 mm	48 in 1219.2 mm	N/A	5.33 ft ² .4951 m ²	.098765 yd ³ .075511 m ³
	8 in 203.2 mm	13 in 330.2 mm	48 in 1219.2 mm	N/A	5.33 ft ² .4951 m ²	.131687 yd ³ .100682 m ³
90° Corner	4 in 101.6 mm	9 in 228.6 mm	31 in – 22 in 787.4 mm – 558.8 mm	19 in – 10 in 482.6 mm – 254 mm	5.56 ft ² .5165 m ²	.054574 yd ³ .041725 m ³
	6 in 152.4 mm	11 in 279.4 mm	33 in – 22 in 787.4 mm – 558.8 mm	21 in – 10 in 533.4 mm – 254 mm	6.00 ft ² .5574 m ²	.086528 yd ³ .066155 m ³
	8 in 203.2 mm	13 in 330.2 mm	35 in – 22 in 787.4 mm – 558.8 mm	23 in – 10 in 584.2 mm – 254 mm	6.44 ft ² .5983 m ²	.121517 yd ³ .092906 m ³
45° Corner	4 in 101.6 mm	9 in 228.6 mm	28 in – 24.272 in 711.2 mm – 558.8 mm	16 in – 12.272 in 406.4 mm – 311.7 mm	4.89 ft ² .4542 m ²	.054985 yd ³ .042039 m ³
	6 in 152.4 mm	11 in 279.4 mm	28 in – 23.444 in 711.2 mm – 584.2 mm	16 in – 11.444 in 406.4 mm – 290.7 mm	4.89 ft ² .4542 m ²	.080841 yd ³ .061807 m ³
	8 in 203.2 mm	13 in 330.2 mm	28 in – 22.615 in 711.2 mm – 574.4 mm	16 in – 10.615 in 406.4 mm – 269.6 mm	4.89 ft ² .4542 m ²	.105425 yd ³ .080600 m ³
Brickledge	6 in 152.4 mm	N/A	48 in 1219.2 mm	N/A	4 ft ² .3716 m ²	.134140 yd ³ .102557 m ³
	8 in 203.2 mm	N/A	48 in 1219.2 mm	N/A	4 ft ² .3716 m ²	.167074 yd ³ .127737 m ³
Double Taper Top	6 in 152.4 mm	N/A	48 in 1219.2 mm	N/A	5.33 ft ² .4951 m ²	.130128 yd ³ .099489 m ³
	8 in 203.2 mm	N/A	48 in 1219.2 mm	N/A	5.33 ft ² .4951 m ²	.163050 yd ³ .124660 m ³
BuildLock Knockdown Straight	4 in 101.6 mm	9 in 228.6 mm	48 in 1219.2 mm	N/A	5.33 ft ² .4951 m ²	.065844 yd ³ .050341 m ³
	6 in 152.4 mm	11 in 279.4 mm	48 in 1219.2 mm	N/A	5.33 ft ² .4951 m ²	.098765 yd ³ .075510 m ³
	8 in 203.2 mm	13 in 330.2 mm	48 in 1219.2 mm	N/A	5.33 ft ² .4951 m ²	.131687 yd ³ .100682 m ³
	10 in 254 mm	15 in 381 mm	48 in 1219.2 mm	N/A	5.33 ft ² .4951 m ²	.164609 yd ³ .125852 m ³
	12 in 304.8 mm	17 in 431.8 mm	48 in 1219.2 mm	N/A	5.33 ft ² .4951 m ²	.197529 yd ³ .151022 m ³
BuildLock Knockdown 90° Corner	10 in 254 mm	15 in 381 mm	37 in – 22 in 939.8 mm – 558.8 mm	25 in – 10 in 635 mm – 254 mm	6.88 ft ² .6391 m ²	.151444 yd ³ .115787 m ³
	12 in 304.8 mm	17 in 431.8 mm	39 in – 22 in 990.6 mm – 558.8 mm	27 in – 10 in 685.8 mm – 254 mm	7.33 ft ² .6809 m ²	.191408 yd ³ .146341 m ³

NOTE: 4in-8in corners use existing dedicated buildblock corners.

RECOMMENDED CONCRETE MIX

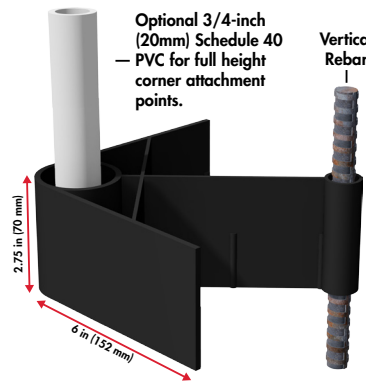
See Install & Technical Manual for more information

- All concrete and rebar placement should follow local codes or engineer specifications.
- 3000 psi: Higher psi may be used, but lower psi is not recommended. In Canada, minimum 20 mpa.

- Aggregate: 3/8-inch (10mm) rock chip or river rock is highly recommended. 1/2-inch (12mm) aggregate can be used but will require more vibration.

- Slump: 5-inch - 6-inch (Keep in mind as concrete is pumped under pressure it loses approximately 1/2-inch of slump.)

BEST ICF CORNER ON THE MARKET



Corners are a critical part of any ICF wall. BuildBlock ICF corners are longer and stronger than other corners on the market. This means less chance of failure, better attachment points for bracing and siding, and peace of mind during the pour.

LONGER. Extra length in both directions eliminates the need for additional strapping during installation and the concrete pour, saving time and labor.

STRONGER. The 2.5-inch (63.5mm) wide, 6-inch (152.4 mm) long high-density plastic corner web holds rebar in place, adds strength during concrete pouring, and provides superior attachment points for exterior finishes.

Optionally you can place 3/4 inch (19mm) schedule 40 PVC vertically in the corner for additional attachment points for siding or trim boards. Vertical rebar can be placed in the vertical rebar holder built into the corner web.

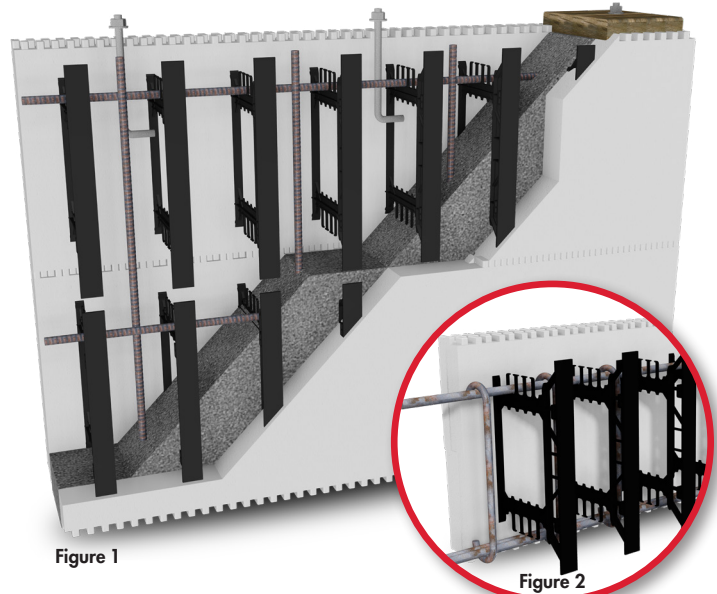


Figure 1

FIGURE 1. BuildBlock ICF wall section cutaway showing horizontal and vertical steel placement, alternating rebar placement to hold vertical rebar, J-bolts mounted in the concrete and a wooden top plate.

FIGURE 2. Rebar stirrups, as required by local building codes, tying the horizontal rebar together above window and door lintels. The horizontal rebar runs continuously as required by building codes and additional reinforcement as required by engineer of record or local codes.

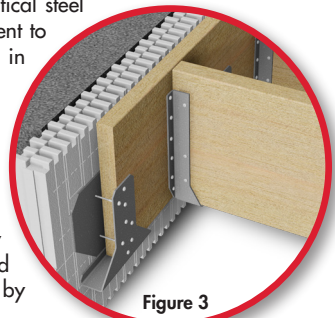


Figure 2

FIGURE 3. Attachment of standard floor joists to an ICF using traditional lumber. The Simpson Strong-Tie ICF-VL is embedded into the poured concrete and provides mounting for wood or steel ledgers.

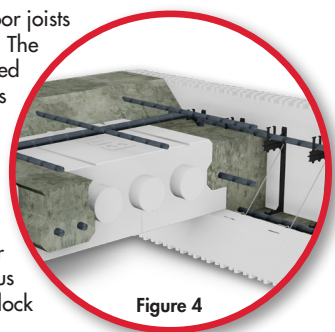


Figure 3

FIGURE 4. Integrate BuildDeck or other ICF flooring system directly into the ICF wall by cutting blocks at the correct height and joining the floor and wall systems during a continuous pour. Optional BuildClip ledge block reinforcement shown.