



**MILLENNIUM
PRODUCTION GROUP**



The health of human
The Pursuit of *Yeso-med*

Auto-disable Syringe (ZH-A)

Auto
-disable Syringe
Patented Product

0.5



Patented Product



Auto-disable Syringe (ZH-A)

**Auto
-disable Syringe**

Patented Product

● Main Features:

- ❶ Auto-disable feature: Syringe is auto-destroyed after injection, no extra operation is needed. No extra force is required as no obvious resistance during the activation process.
- ❷ Same operation as normal syringe, no special operation is needed.
- ❸ Air-exhaustion is allowed during the medication drawing, drawing can be continued after exhaustion.
- ❹ Fixed needle ensures the non-reusable feature of syringe and the lower medication retention level than normal syringe.

● Operation Procedures



- ❶ To avoid accidental activation, don't pull or push plunger before drawing.



- ❷ Air-exhaustion is allowed during the medication drawing, drawing can be continued after exhaustion.



- ❸ Syringe is auto-disabled by locking the metal clip once injection is completed.



Spec.	Needle spec.	Price
0.05ml		
0.1ml		
0.5ml		
1ml		

Customization is acceptable

Auto-disable Syringe (ZH-B)



Auto-disable
Disposable Syringe
Patented Product

Auto-disable Syringe (ZH-B)

Auto-disable
Disposable Syringe
Patented Product

● Main Features:

- ❶ Auto-disable feature: Syringe is auto-destroyed after injection, no extra operation is needed. No extra force is required as no obvious resistance during the activation process.
- ❷ Elastic blocking bars on the plunger can prevent accidental activation before use.
- ❸ Same operation as normal syringe, no special operation is needed.
- ❹ Fixed needle ensures the non-reusable feature of syringe and the lower medication retention level than normal syringe.

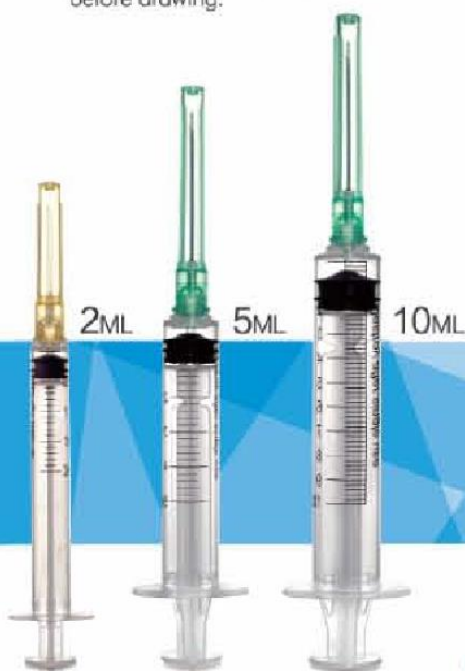
● Operation Procedures



❶ Same operation as normal syringe. To avoid accidental activation, don't push forward plunger before drawing.

❷ Push the plunger to the end of barrel, and activate the auto-disable feature.

❸ Plunger is broken as pulled out, needle and barrel are non-reusable.



Spec.	Needle spec.	Price
2ml		
3ml		
5ml		
10ml		

Customization is acceptable

Sliding-sheath Safety Syringe (AZ-A)

**Retractable
Safety**

Disposable Syringe

Patented Product

CE 0123

FDA

510(K)

 **Yeso-med**

Sliding-sheath Safety Syringe (AZ-A)

**Retractable
Safety
Disposable Syringe**
Patented Product

Main Features:

- 1 Same operation as normal syringe, accidental self-destruction is avoidable.
- 2 Needle-changeable application, compatible with full range of standard needles.
- 3 Dual-safety application
Safety before injection: needle retracted into barrel but not locked, syringe filled with medication in plate, ready for injection.
Safety after injection: needle retracted into barrel and locked, put into safety box.

Operation Procedures



1 Easy operation, same as normal syringe.



2 Slide sheath out and lock the needle into sheath.



3 Put syringe into safety box.

Spec.	Needle spec.	Price
0.5ml		
1ml		
3ml		
5ml		
10ml		

Customization is acceptable



Safety Clip Syringe

Safety
Clip
Syringe



Safety Clip Syringe

Safety Clip Syringe

● Main Features:

- 1 Well-structured product, clip can be fixed before activating the safety feature.
- 2 Same operation as normal syringe.
- 3 Smooth movement of plunger and no extra resistance through whole process of injection.
- 4 Complete exhaustion is available before drawing.
- 5 One-hand activation of safety feature is available after injection.

● Operation Procedure

- 1 Fix the clip before drawing,
- 2 Same operation as normal syringe in drawing and injecting.
- 3 After injection, push the clip over the needle and lock it onto the clip base.



Spec.	Needle spec.	Price
0.5ml		
1ml		
3ml		
5ml		
10ml		
20ml		

Customization is acceptable



Safety needle

Safety
needle



- 1 Set the safety hypodermic needle on luer or luer lock cone of the standard syringe.
- 2 Pull down the protection device, pushing it on the side.
- 3 Screw the needle in order to fix it, by a rotating movement and remove the needle cap. Go on with the administration
- 4 After finishing, put up the protection device until the needle has been completely covered and "click" in heard

Spec.	Spec.	Spec.
16G	23G	30G
17G	24G	31G
18G	25G	32G
19G	26G	33G
20G	27G	
21G	28G	
22G	29G	

Insulin syringe

Insulin syringe



Spec.	Needle spec.	Price
0.3ml		
0.5ml		
1ml		

Customization is acceptable.



0.3ml 0.5ml 1ml 0.3ml 0.5ml 1ml

Pen
needle



Spec.	Needle spec.	Price
29G		
30G		
31G		
32G		

Customization is acceptable

TWO PARTS LUER SLIP SYRINGE

SPEC:2ML 3ML 5ML 10ML 20ML



THREE PARTS LUER SLIP SYRINGE

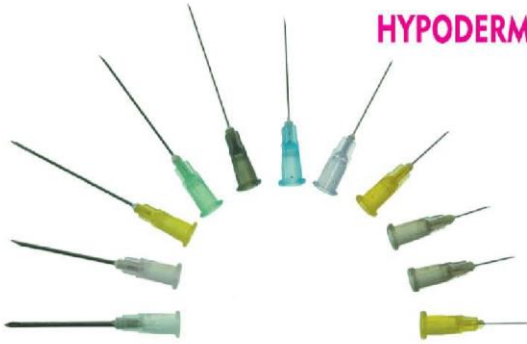
SPEC:1ML 2ML 3ML 5ML 10ML 20ML
30ML 50/60ML

THREE PARTS LUER LOCK SYRINGE

SPEC: 1ML 2ML 3ML 5ML 10ML 20ML
30ML 50/60ML



HYPODERMIC NEEDLE



SPEC: 16G 18G 19G 20G 21G 22G 23G 24G 25G 26G 27G 28G 29G 30G

- 1 YSF Series Linear Stapler
- 1 Disposable Linear Cutter Stapler
- 1 Disposable Alimentary Canal Stapler
- 1 Disposable Anorectal Stapler




WOUND PROTECTOR

PROTECTION
RETRACTOR
EXPOSURE



Mesh PerFix Plug





High Pressure Syringe

High Pressure Syringe





**MILLENNIUM
PRODUCTION GROUP**

Plainview, NY USA
800 280 1130
mpg-go.com
orders@mpggo.com



DENTAL SYRINGE



DENTAL SYRINGE

◀ DISPENSING TIP



Could manufacture specification as customer's requirement