



Washtenaw Dairy

has been delivering

quality dairy products to

Washtenaw County

since 1934.

We are known for our
delicious ice cream cones,
sundaes, milkshakes and sodas

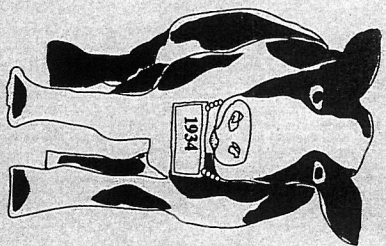
plus our

unexpectedly delicious

made-fresh-daily cake donuts!

We cater parties and events
around the corner and beyond.

Our donuts and sundae bars
have been enjoyed by many
almost everywhere!



Washtenaw Dairy

• Open seven days a week •

SUMMER

5:00am - 10:00pm

WINTER

5:00am - 8:00pm

734.662.3244

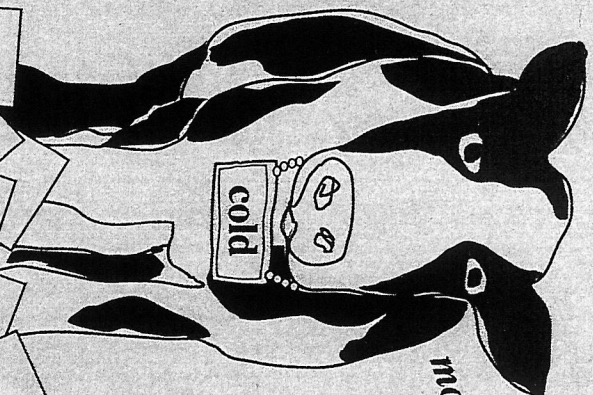
Delivering Quality Since 1934

602 South Ashley • Ann Arbor • Michigan 48103

washtenawdairy@gmail.com

734.662.2247 fax

moo

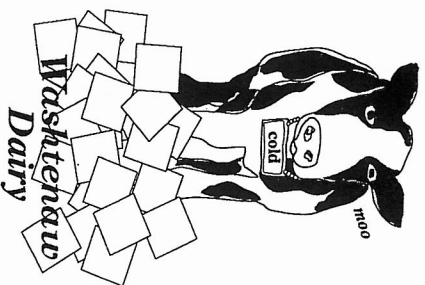


Washtenaw Dairy

• **DRY ICE** •
Information Guide

The Cold Facts About Dry Ice

- **NEVER SWALLOW or TOUCH**
- **keep away from children and pets**
- Dry ice is a skin irritant.
Always use gloves, tongs or towel to handle. Can cause severe frostbite or burn within 10 seconds.
- Allow adequate ventilation.
Will evaporate into carbon dioxide (CO2) when stored for a prolonged period of time or when placed outside of an insulated container.
- Store in an insulated container.
Do not store in a freezer or refrigerator unless the power is off, otherwise the fan in the freezer will cause the dry ice to evaporate.
- Dry ice will naturally turn into gas.
Always place unused dry ice in an open cooler, paper bag or outdoors...it will disappear in a short period of time.
- Use a hammer to break into smaller pieces.
- Only sold by the pound.



How to Use

DO NOT ALLOW DIRECT CONTACT WITH ITEMS...or a superficial or freezer burn may cause damage.

- **FOR FREEZING**

Place wrapped items in bottom of container.
Place dry ice on top.
Use insulating material on top of dry ice.

INSULATING MATERIAL
DRY ICE FOR FREEZING
ON THE BOTTOM: Meat-Juice-Vegetables-Ice Cream

- **FOR COOLING**

Place dry ice in bottom of container.
Place wrapped items on top.
Use insulating material on top of items.

INSULATING MATERIAL
Meat-Juice-Vegetables-Ice Cream
DRY ICE FOR COOLING

MISC.

SUGGESTED QUANTITIES FOR COMMON USE

- **Standard Cooler**
5-7 pounds per day (18-24 hours)
- **For Beverages**
2) two inch cubes = one per drink
NOTE: wait until dry ice is fully melted or remove before drinking.
- **Fun Effects (Fog)**
5-10 pounds + 4-8 gallons of hot water
- **Emergency (power outages)**
1.5 pounds per cubic foot of refrigerator space to help maintain temperature.

DURATION

- 5-7 pounds for 18-24 hours
- 8-12 pounds for 24-28 hours
- 13-20 pounds for 48-60 hours

SHIPPING

Use next day or second day service.
13-20 pounds of dry ice will keep items frozen for up to 48 hours.

MISC.

- Solid carbon dioxide (dry ice) is 109.3 F (-78.5 C)
- DOT shipping classification is ORM-A UN-1845 PHG
- Group III Class 9