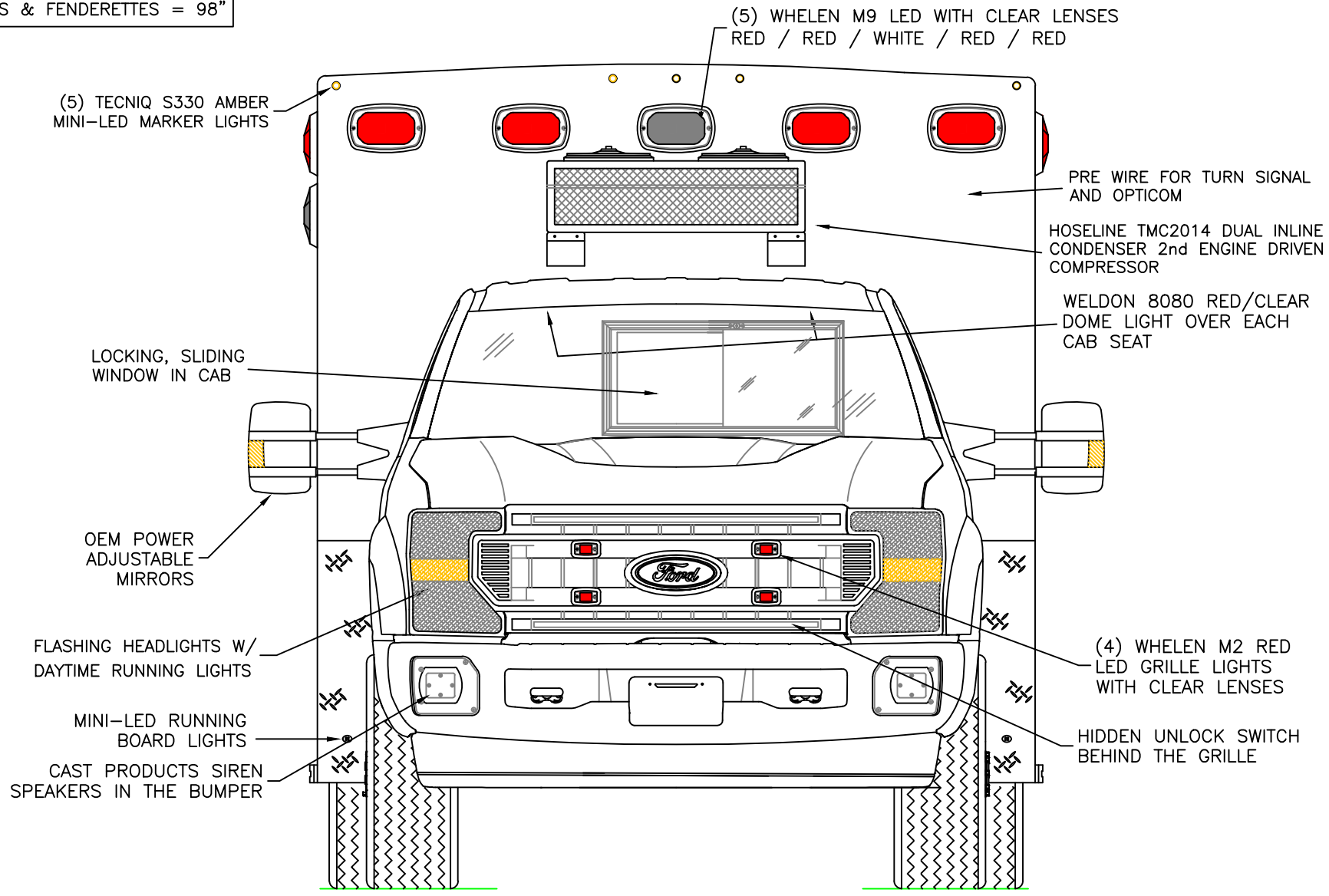


DIMENSIONS ARE APPROXIMATE
 OVERALL HEIGHT = 112"
 OVERALL WIDTH WITH RUB
 RAILS & FENDERETTES = 98"



THIS DRAWING IS FOR REPRESENTATIONAL PURPOSES ONLY. DETAILS ARE CONCEPTUAL AND ARE SUBJECT TO CHANGE DURING DESIGN AND CONSTRUCTION
 DIMENSIONS ARE APPROXIMATE UNLESS NOTED OTHERWISE TO MEET A SPECIFIC CUSTOMER NEED.

BRAUN STOCK



FRONT EXTERIOR VIEW
 BRAUN LIBERTY TYPE-I F550 4x4 DIESEL SUPER CAB

DATE:
 7-28-22
 DWG. TKD
 REV. NR
 DATE:

DRAWING NO.
 CPQ#
 B STOCK-1

APPROVAL SIGNATURE:

DIMENSIONS ARE APPROXIMATE
 OVERALL HEIGHT = 112"
 OVERALL WIDTH WITH RUB
 RAILS & FENDERETTES = 98"

(5) TECNIQ S330 RED
 MINI-LED MARKER LIGHTS

LED LICENSE
 PLATE LIGHT

LIQUID SPRING
 REAR SUSPENSION

WHELEN M9 AMBER SUPER LED WITH CLEAR LENS
 (2) WHELEN M9 CLEAR LED LOAD LIGHTS

(2) WHELEN M9 RED
 SUPER LED WITH
 CLEAR LENSES

REAR CAMERA

(2) WHELEN M92BTT
 RED SUPER LED WITH
 CLEAR LENSES

(1) PER SIDE: WHELEN
 M6 RED BRAKE/TAIL
 M6 AMBER TURN
 M6 WHITE BACK-UP

DOCK BUMPERS

INDEPENDENT BUMPER WITH
 NON-SKID FLIP-UP CENTER
 STEP AND COT PROTECTOR
 ON STEP EDGE. TOW HOOKS
 LOCATED BELOW STEP/BUMPER.

THIS DRAWING IS FOR REPRESENTATIONAL PURPOSES ONLY. DETAILS ARE CONCEPTUAL AND ARE SUBJECT TO CHANGE DURING DESIGN AND CONSTRUCTION
 DIMENSIONS ARE APPROXIMATE UNLESS NOTED OTHERWISE TO MEET A SPECIFIC CUSTOMER NEED.

BRAUN STOCK



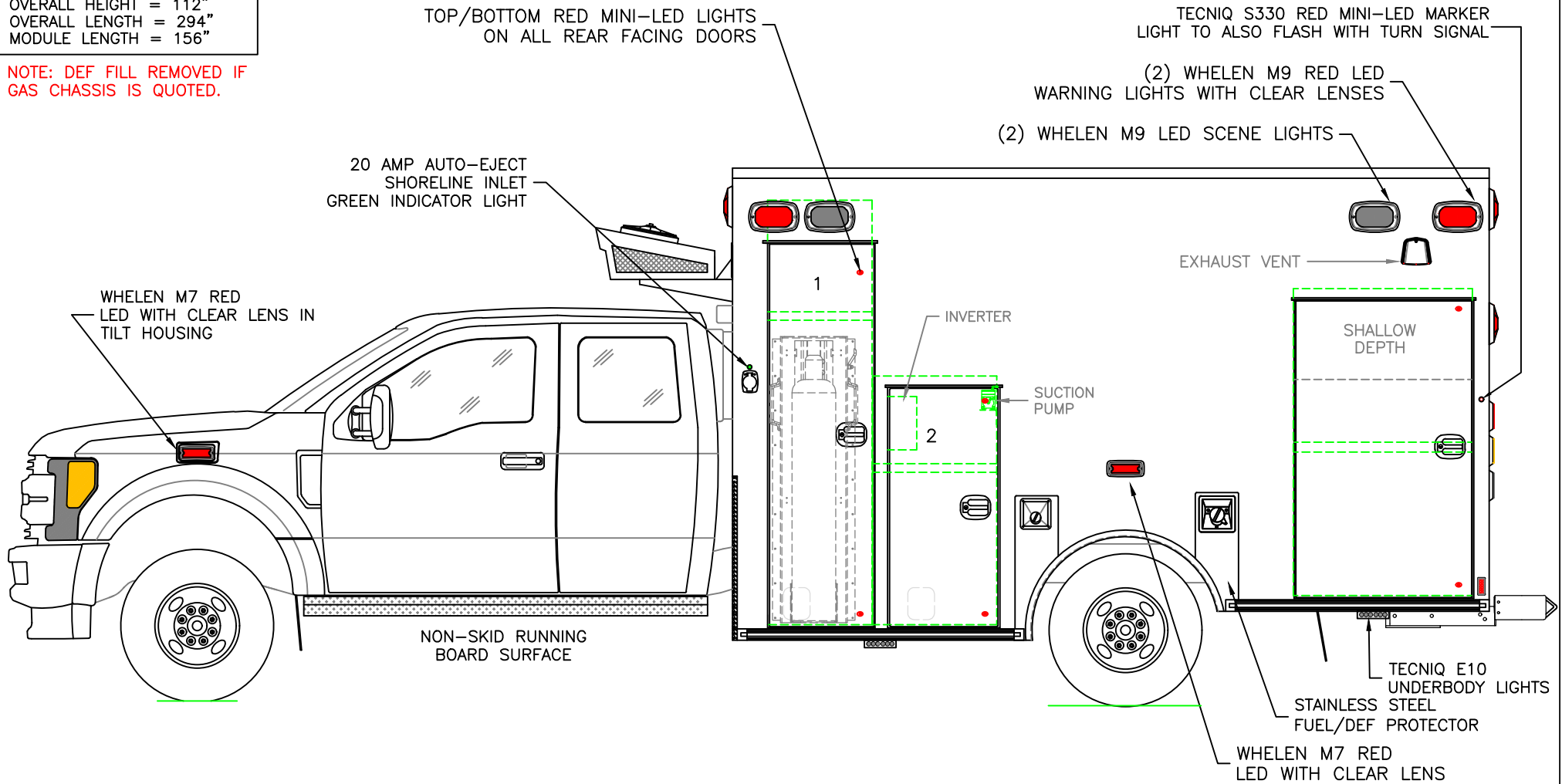
REAR EXTERIOR VIEW
 BRAUN LIBERTY TYPE-I F550 4x4 DIESEL SUPER CAB

DATE:	7-28-22
DWG.	TKD
REV.	NR

DRAWING NO.	CPQ#
	B STOCK-2

DIMENSIONS ARE APPROXIMATE
 OVERALL HEIGHT = 112"
 OVERALL LENGTH = 294"
 MODULE LENGTH = 156"

NOTE: DEF FILL REMOVED IF
 GAS CHASSIS IS QUOTED.



COMPARTMENT
 O.S.S #1
 CLEAR OPENING: 77.75h x 18.50w
 INSIDE DIM'S.: 87.50h x 21.50w x 20.75d
 'EZ-02 LIFT' SYSTEM ON THE DOOR
 (1) ADJUSTABLE SHELF

O.S.S #2
 CLEAR OPENING: 48.25h x 19.00w
 INSIDE DIM'S.: 51.25h x 25.50w x 20.75d
 (1) ADJUSTABLE SHELF

O.S.S #3
 CLEAR OPENING: 60.25h x 33.25w
 INSIDE DIM'S.: 63.25h x 36.75w x 20.75d
 (1) SHALLOW DEPTH ADJUSTABLE SHELF

THIS DRAWING IS FOR REPRESENTATIONAL PURPOSES ONLY. DETAILS ARE CONCEPTUAL AND ARE SUBJECT TO CHANGE DURING DESIGN AND CONSTRUCTION
 DIMENSIONS ARE APPROXIMATE UNLESS NOTED OTHERWISE TO MEET A SPECIFIC CUSTOMER NEED.

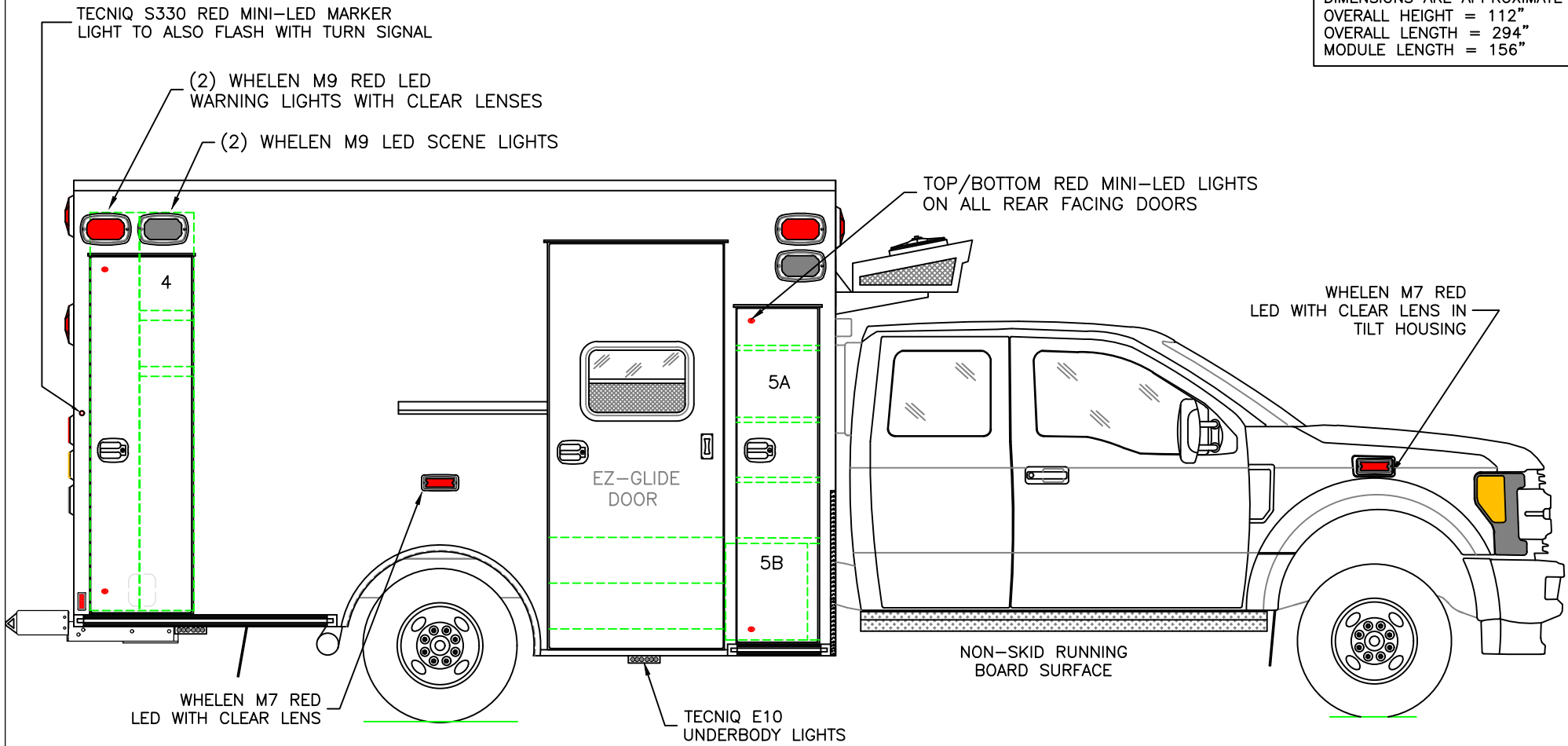
BRAUN STOCK



STREETSIDE EXTERIOR VIEW
 BRAUN LIBERTY TYPE-I F550 4x4 DIESEL SUPER CAB

DATE: 7-28-22	DRAWING NO. CPQ#
DWG. TKD	REV. NR
B STOCK-3	

DIMENSIONS ARE APPROXIMATE
 OVERALL HEIGHT = 112"
 OVERALL LENGTH = 294"
 MODULE LENGTH = 156"



COMPARTMENT
 O.S.S #4

CLEAR OPENING: 71.75h x 17.75w
 INSIDE DIM'S.: 81.50h x 21.50w x 20.50d
 BACKBOARD/SCOOP STORAGE
 (2) ADJUSTABLE SHELVES FORWARD OF DIVIDER
 I/O ACCESS FORWARD OF DIVIDER

O.S.S #5

CLEAR OPENING: 67.25h x 13.50w
 INSIDE DIM'S. 5A: SEE PARTITION INTERIOR VIEW
 INSIDE/OUTSIDE STORAGE WITH (3) ADJUSTABLE SHELVES
 INSIDE DIM'S. 5B: 19.75h x 16.75w x 17.50d

THIS DRAWING IS FOR REPRESENTATIONAL PURPOSES ONLY. DETAILS ARE CONCEPTUAL AND ARE SUBJECT TO CHANGE DURING DESIGN AND CONSTRUCTION
 DIMENSIONS ARE APPROXIMATE UNLESS NOTED OTHERWISE TO MEET A SPECIFIC CUSTOMER NEED.

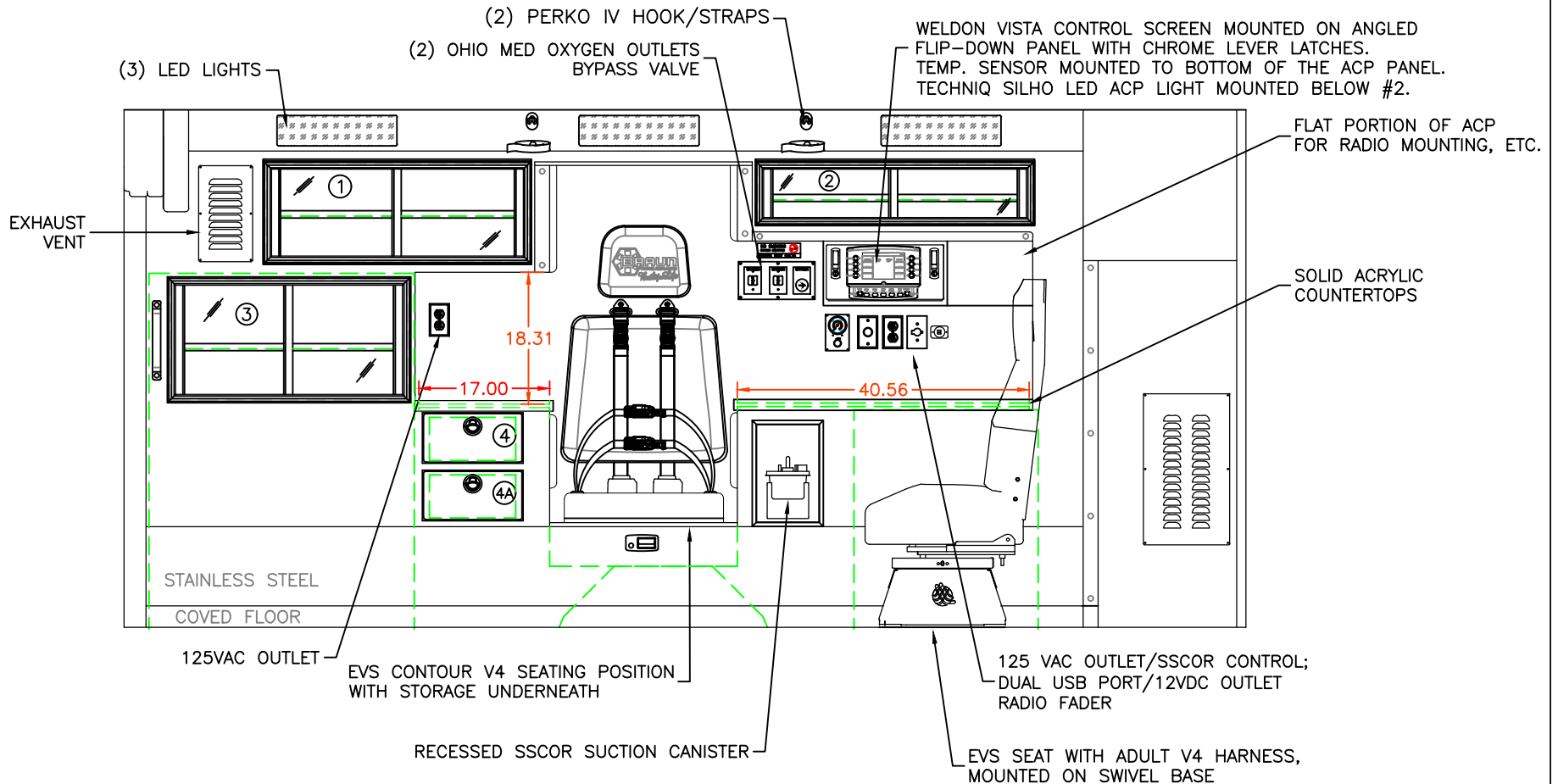
BRAUN STOCK



CURBSIDE EXTERIOR VIEW
 BRAUN LIBERTY TYPE-I F550 4X4 DIESEL SUPER CAB

DATE:	7-28-22
DWG.	TKD
REV.	NR

DRAWING NO.	CPQ#
	B STOCK-4



COMPARTMENT

#1 DOOR OPENING: 12.00h x 35.00w
 INSIDE DIMS: 14.25h x 36.75w x 17.25d
 (1) ADJUSTABLE SHELF
 SLIDING POLYCARBONATE DOORS
 TOTAL CABINET WEIGHT RATING = 25 lbs.

#2 DOOR OPENING: 6.75h x 36.50w
 INSIDE DIMS: 9.00h x 38.25w x 17.25d
 (1) ADJUSTABLE SHELF
 SLIDING POLYCARBONATE DOORS
 TOTAL CABINET WEIGHT RATING = 15 lbs.

#3 DOOR OPENING: 15.25h x 31.50w
 INSIDE DIMS: 16.75h x 33.00w x 8.50d
 (1) ADJUSTABLE SHELF
 SLIDING POLYCARBONATE DOORS
 TOTAL CABINET WEIGHT RATING = 25 lbs.

#4, #4A = TWO DRAWERS THAT PULL-OUT TOWARD COT
 INSIDE DIMS: 6.00h x 12.00w x 14.00d
 LOCKING STAINLESS STEEL FLUSH PULL LATCHES
 TOTAL DRAWER WEIGHT RATING = 10 lbs. EACH

#1 AND #2 RESTOCKING FRAMES
 CABINETS WITH INVENTORY CONTROL SYSTEM

THIS DRAWING IS FOR REPRESENTATIONAL PURPOSES ONLY. DETAILS ARE CONCEPTUAL AND ARE SUBJECT TO CHANGE DURING DESIGN AND CONSTRUCTION DIMENSIONS ARE APPROXIMATE UNLESS NOTED OTHERWISE TO MEET A SPECIFIC CUSTOMER NEED.

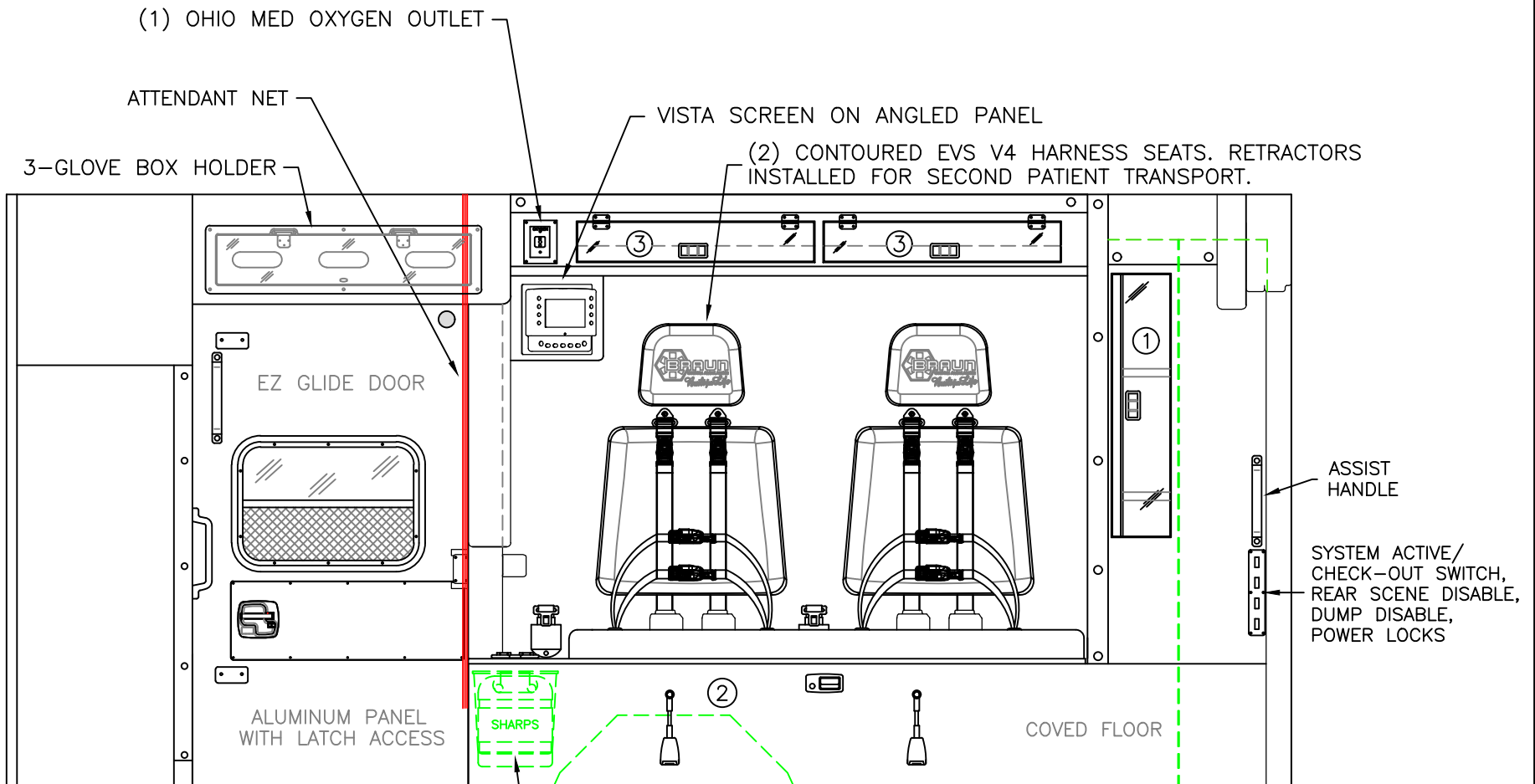
BRAUN STOCK



STREETSIDE INTERIOR VIEW
 BRAUN LIBERTY TYPE-I

DATE: 7-28-22	DRAWING NO. CPQ#
DWG. TKD	REV. NR

DRAWING NO.
CPQ#
B STOCK-5



COMPARTMENT

#1 DOOR OPENING: 32.00h x 7.00w
 INSIDE DIMS: OSS #4
 HINGED POLYCARBONATE DOOR WITH FULL LENGTH
 HANDLE AND CENTER SQUEEZE LATCH
 INSIDE/OUTSIDE ACCESS, (2) ADJ. SHELVES
 TOTAL CABINET WEIGHT RATING = 25 lbs.
 #2 INSIDE DIM'S.: 14.50h x 74.75w x 20.00d

#3 DOOR OPENINGS: 5.00h x 28.75w
 INSIDE DIMS: 5.00h x 28.75w x 10.25d
 HINGED POLYCARBONATE DOORS WITH FRICTION HINGES
 AND CENTER SQUEEZE LATCHES
 43" MINIMUM HEADROOM BELOW THE CABINET
 TOTAL CABINET WEIGHT RATING = 10 lbs. EACH

CABINETS WITH INVENTORY CONTROL SYSTEM

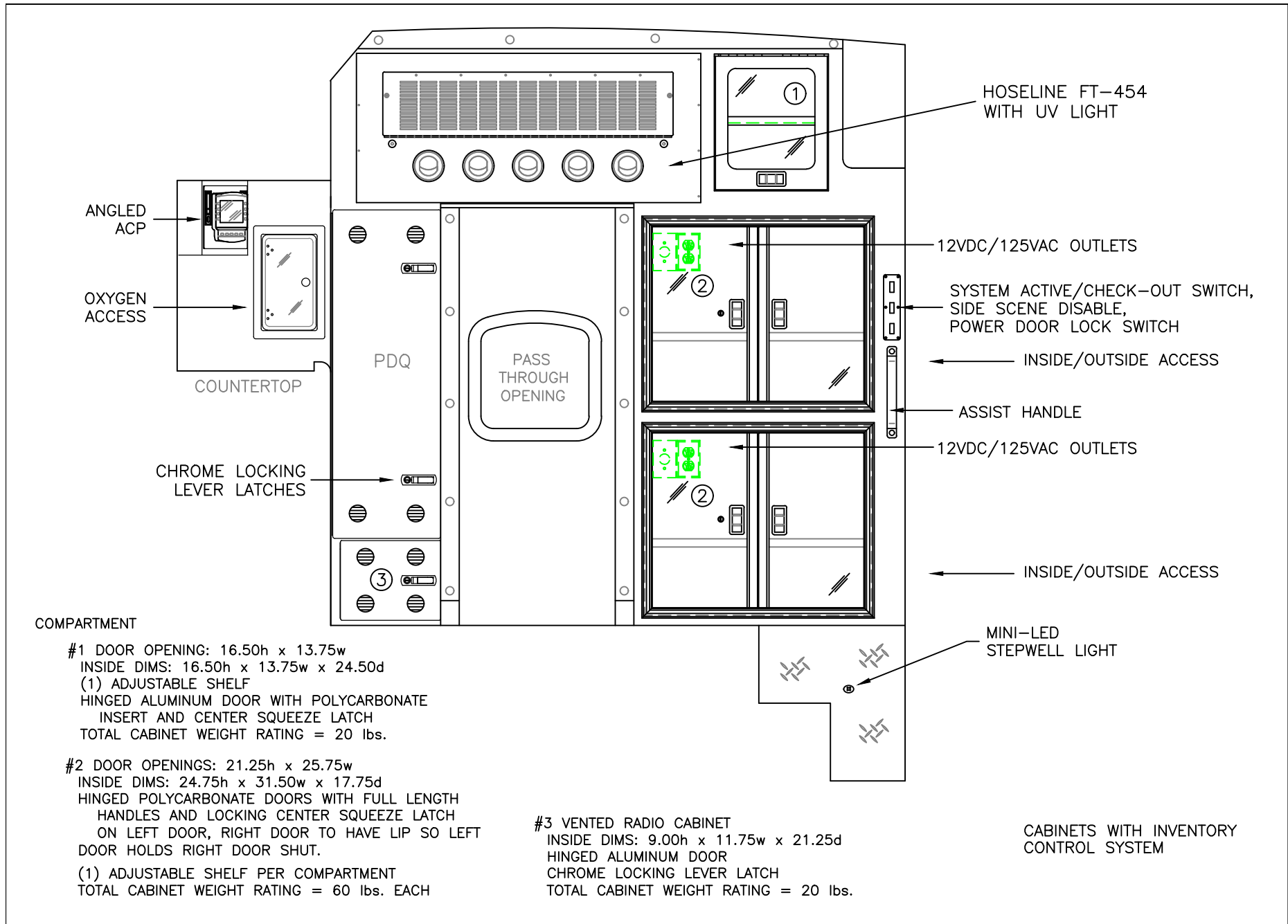
THIS DRAWING IS FOR REPRESENTATIONAL PURPOSES ONLY. DETAILS ARE CONCEPTUAL AND ARE SUBJECT TO CHANGE DURING DESIGN AND CONSTRUCTION
 DIMENSIONS ARE APPROXIMATE UNLESS NOTED OTHERWISE TO MEET A SPECIFIC CUSTOMER NEED.

BRAUN STOCK



CURBSIDE INTERIOR VIEW
 BRAUN LIBERTY TYPE-I

DATE: 7-28-22		DRAWING NO.	
DWG. TKD	REV. NR	CPQ# B STOCK-6	



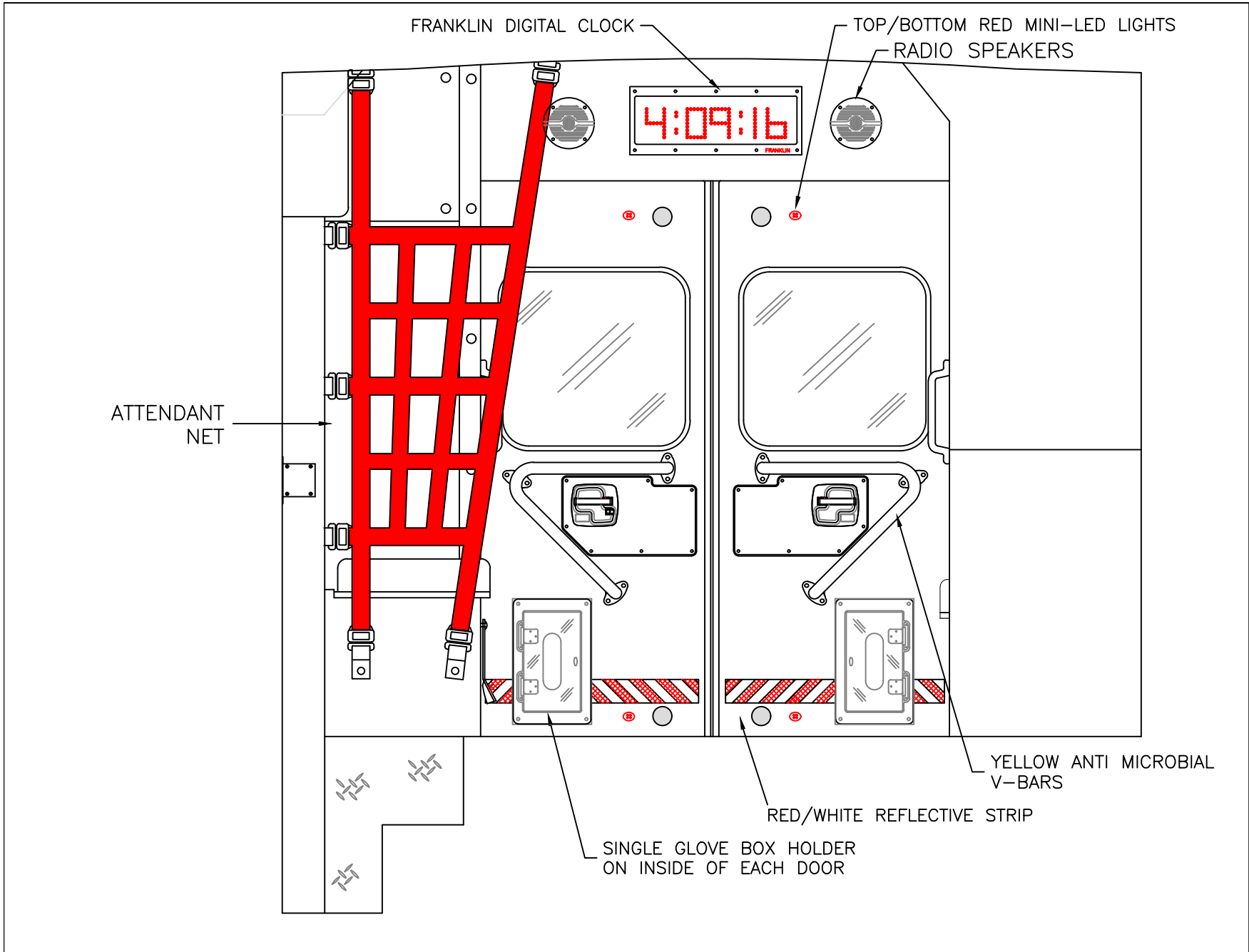
THIS DRAWING IS FOR REPRESENTATIONAL PURPOSES ONLY. DETAILS ARE CONCEPTUAL AND ARE SUBJECT TO CHANGE DURING DESIGN AND CONSTRUCTION
 DIMENSIONS ARE APPROXIMATE UNLESS NOTED OTHERWISE TO MEET A SPECIFIC CUSTOMER NEED.

BRAUN STOCK



PARTITION INTERIOR VIEW
 BRAUN LIBERTY TYPE-I

DATE: 7-28-22	DRAWING NO. CPQ#
DWG. TKD	REV. NR
B STOCK-7	



THIS DRAWING IS FOR REPRESENTATIONAL PURPOSES ONLY. DETAILS ARE CONCEPTUAL AND ARE SUBJECT TO CHANGE DURING DESIGN AND CONSTRUCTION DIMENSIONS ARE APPROXIMATE UNLESS NOTED OTHERWISE TO MEET A SPECIFIC CUSTOMER NEED.

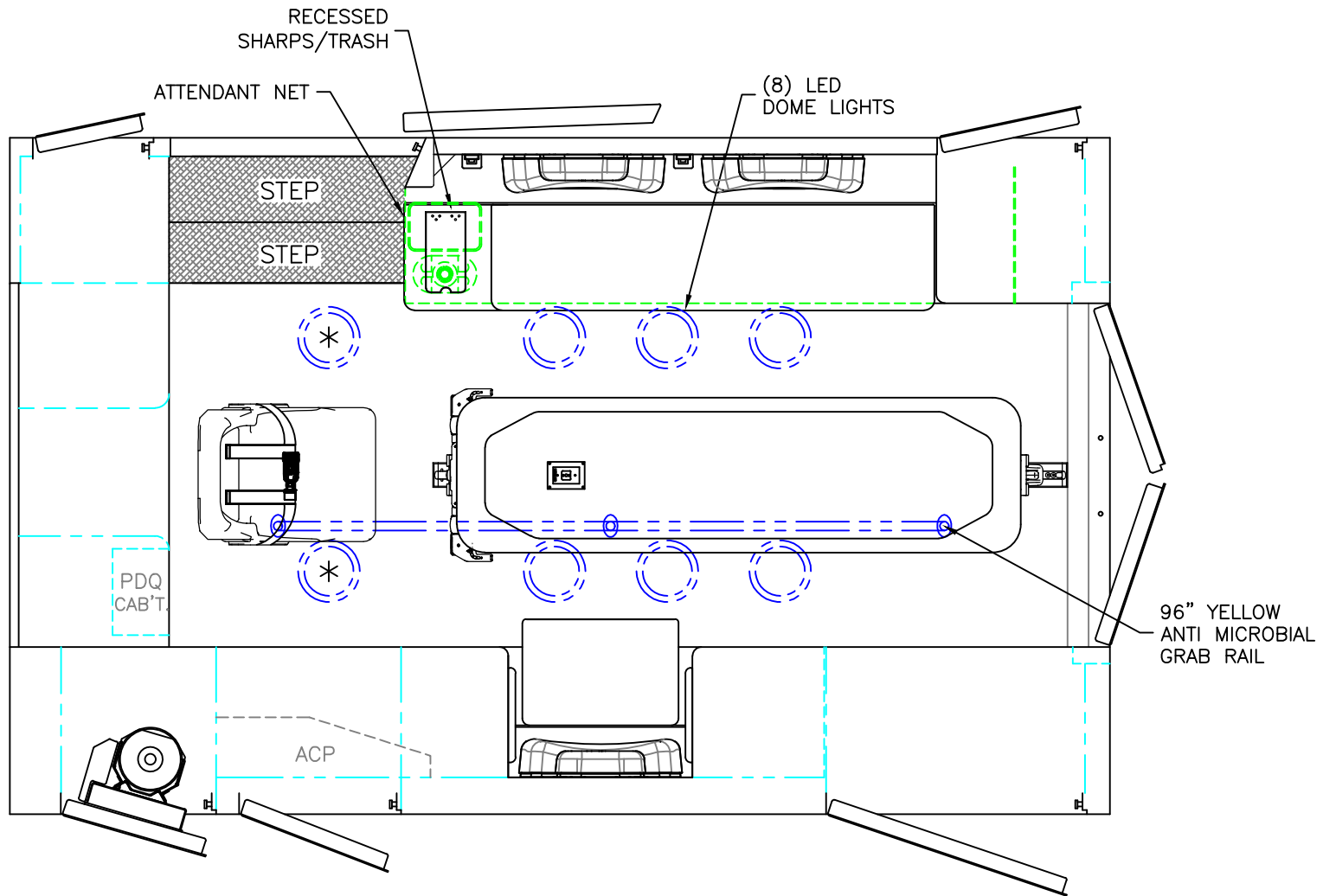
BRAUN STOCK



REAR INTERIOR VIEW
BRAUN LIBERTY TYPE-I

DATE:	7-28-22
DWG.	TKD
REV.	NR

DRAWING NO.	CPQ#
	B STOCK-8



 = (1) CEILING OXYGEN OUTLET

* (2) ANTENNA BASES LOCATED OUTBOARD OF DOME LIGHTS WITH COAX SERVICE LOOP

STRYKER FLOOR PLATE AND 12V PRE WIRE FOR CUSTOMER FUTURE INSTALL OF A POWER OR PERFORMANCE COT LOAD SYSTEM COT SHOWN FOR REFERENCE ONLY

MODULE WIDTH = 96"
 MODULE LENGTH = 156"
 MODULE HEAD ROOM = 72"

THIS DRAWING IS FOR REPRESENTATIONAL PURPOSES ONLY. DETAILS ARE CONCEPTUAL AND ARE SUBJECT TO CHANGE DURING DESIGN AND CONSTRUCTION DIMENSIONS ARE APPROXIMATE UNLESS NOTED OTHERWISE TO MEET A SPECIFIC CUSTOMER NEED.

BRAUN STOCK



FLOOR INTERIOR VIEW
 BRAUN LIBERTY TYPE-I

DATE:
7-28-22
 DWG. TKD

DRAWING NO.
CPQ#
REV.
B STOCK-9