

Year 6

Transition Project

Portchester Community School

July 2020



Successful – enjoying learning and achieving their very best

Confident - to live a safe, healthy and fulfilled life

Responsible – to make positive and informed contributions to society

<https://portchester.hants.sch.uk>

<http://www.appledumplingbridge.co.uk>



The Road To

APPLE DUMPLING BRIDGE



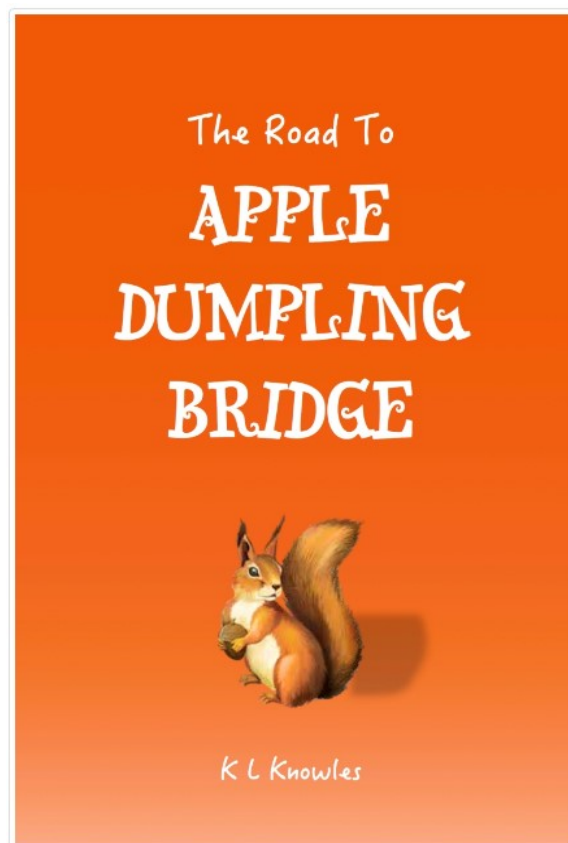
Year 6
Transition Project
Portchester Community School
July 2020

This project must be completed over your **Summer holiday** in preparation for your learning in September. Work will be collected by your tutor and subject teachers in the first week of term. Make a great first impression by completing all tasks to the best of your ability! There will be positive points, certificates and prizes for the best work.

At PCS we believe successful students read.

We hope you enjoy your new book!

Over the summer holiday we would like you to read **“The road to Apple Dumpling Bridge”**. You can read it quietly to yourself, you can read it to your friends and family, or even your pet... we would love you to have completed it by the time you come to your first English lesson.



To support you the first chapter of the book has been read by a mystery guest, you can find this on our website. <https://portchester.hants.sch.uk/transition>

Task One– Two challenges from Mr Wood and the English team:

A N T H R O P O M O R P H I S M

Anthropomorphism is a technique where a writer attributes human characteristics or behaviour to an animal or object.

1) How many other words can you make out of anthropomorphism? Scrabble rules apply, no proper nouns (people or places), no abbreviations or slang. Two letter words or more please. Good luck!

2) “The Road to Apple Dumpling Bridge” is full of anthropomorphism– the animal characters talk, behave and feel like human beings do. We would like you to create your own animal character that has human qualities. It might be a squirrel or rabbit that would fit right in with the animals in the novel or you can be as original and as inventive as you like– what creature could you anthropomorphise? A lizard, an elephant, a spider?

Write a vivid and detailed description of your animal character; you can give them a name, a family, a back-story and any personality you choose. You could even illustrate them. We look forward to hearing and seeing your examples of Anthropomorphism.



The Road To APPLE DUMPLING BRIDGE



2. Successful students are also creative

The Road To APPLE DUMPLING BRIDGE



K L Knowles

Task Four- How could we ask you to be creative without including some **Art**? Mr Grant would like you to practise your skills by painting a rock.

You should aim to reflect the story of Apple Dumpling road in your design. Have a look at these for some ideas.

You could pick a key quote or image which you have remembered as you read.

Take a photo of it before you find somewhere to hide it. Hopefully it will brighten up someone's day when they find it.

Remember kindness is everything!

Task Two- Creativity is key to the **Graphic design** process, Mr Woolrich would like you to carefully read the plot synopsis. Think about how you could sell the story with only the front cover, what images are important to tell the story.

Your challenge is to redesign the front cover of the book. Winning designs will be sent to the book publisher who can't wait to see your design ideas.

Task Three- Mrs Budd and Mr Webb in **Creative Arts** love to see students creative performances. They would like you to learn Agatha's song- which can be found here <http://www.appledumplingbridge.co.uk/funstuff.html>

If you are feeling brave why not record yourself performing this?





The Road To APPLE DUMPLING BRIDGE

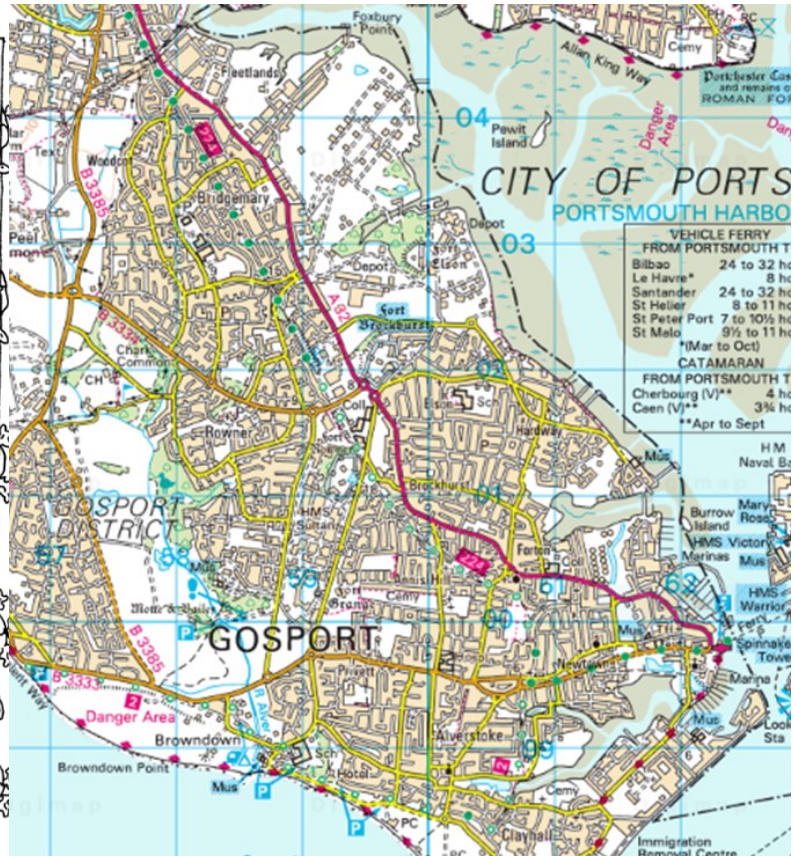
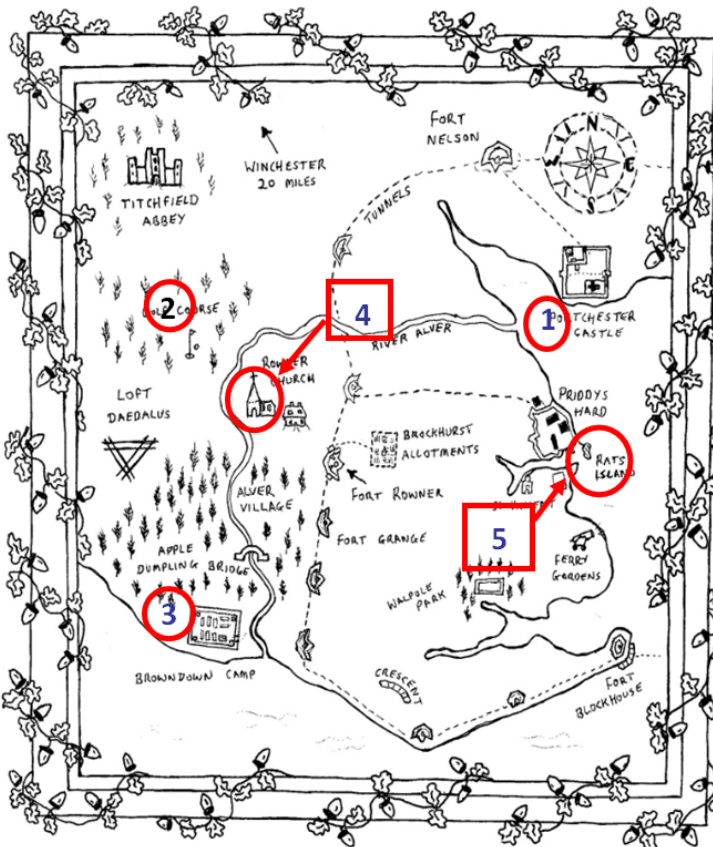


2. Successful students are also curious about the world



Task Five– Geography mapping. Mr Walton would like you to find the location of the RED shapes numbered 1, 2, 3, 4 & 5 on the O.S. map on the right. Then fill in the answers in the gaps. Name the island found at 1 _____ . Write the name of the Common found at 2 _____ and what can you find at 3 _____ .

4. Write the 2 letter acronym used for Rowner Church _____ finally 5. Is Rat Island on the O.S. map? Yes or No? How many of the locations in the book have you visited? Can you take a selfie with your book at any of these local places this summer?

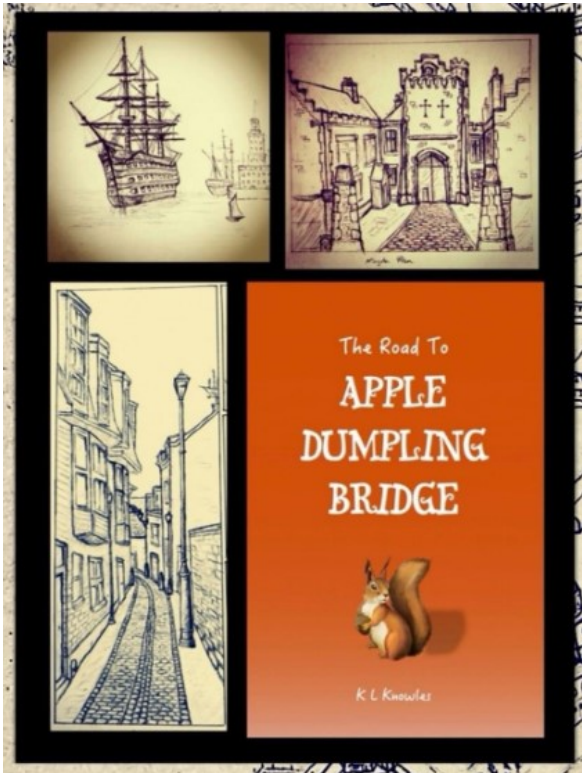




The Road To APPLE DUMPLING BRIDGE



3. Successful students work independently



Task Six- Apple Dumpling Bridge is set in 1939 which is a very significant year in History, as this was the start of the Second World War. Do you know any other reasons why? Mr Grove and Miss Jones up in the History department would like you to find out why.

Here is a list of characters from the story.

- Agatha Mumby
- Admiral Gizor
- Beaky
- President Delany
- Colonel Fratton
- The Gizor army

Research who you think these characters were meant in 1939.

Create a profile for each character-

Who were they?

What role did they play in the Second World War?

Can you find an image and a description of someone you think they might represent.

Task Seven– Science and Maths Code Breaking Challenge:

As you know, Agatha Mumby and her band of resistance fighters have to crack a code in order to defeat the evil Admiral Gizor. Mrs Eckworth, Mrs Fowles and the rest of the Maths teachers also have a code for you to crack using the 'Caesar Shift' method. This method of code breaking requires you to shift all the letters in the alphabet to a different position (for example in a 2-letter shift an A moves 2 letters down the alphabet to become C, B becomes D, C becomes E and so on). Can you work out how many letters have been shifted in each of these codes and crack the messages?

Note: It is a different shift pattern for each message!

Oggv Jgtvjc wpgft Crrng Fwornkpi Dtkfig cv okfpkijv

Yjqq Kqtuud yt rijy Flfymf gd ymj yzssjqx fy Ktwy Sjqxts fy ymwjj ur

Now can you think of your own message that Agatha and her friends could use to help them defeat the Admiral Gizor?

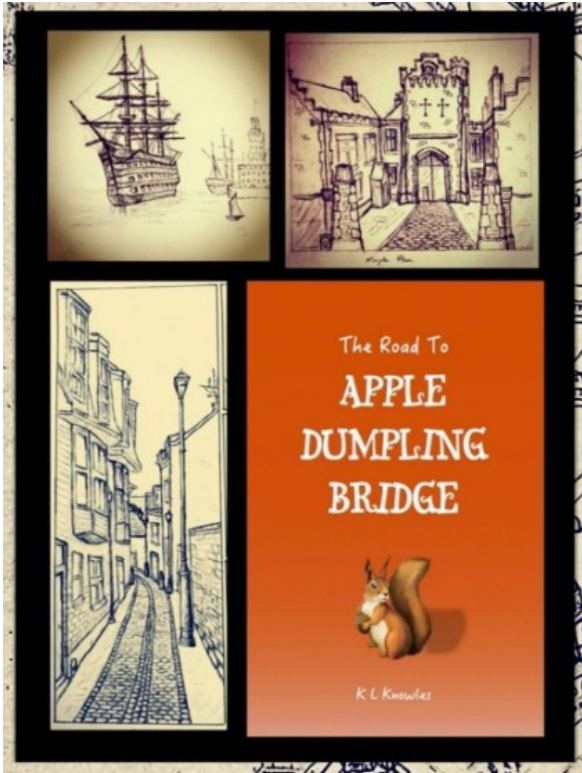
Finally, do you know of any other codes that Agatha and her friends could have used? Carry out some research into different codes that have been used in the past. (Examples could include Morse Code, Pigpen codes, Enigma coding machines)



The Road To APPLE DUMPLING BRIDGE



4. Successful students are reflective



1. Discuss them with an adult at home. What do you think they mean?
2. Can you write an explanation of what you think they are about and how you feel about them? Do you agree or disagree? What are your beliefs about this issue?

Task Eight– Social and Moral aspects of the book.

The book includes the following quotes:

Page 12- *"The Reds have taken your jobs, taken your security"*

Page 22- *"More books I say! BURN THEM ALL!"*

'Just as these flames rise higher with each Red book we burn, we become stronger and unpolluted from the stains of others'

Page 50- *"He closed his eyes for a moment, put his claw on the trigger, and without a word of apology to his comrade shot him between the eyes"*

Page 74- *"They were sobbing and unrecognisable. Their fur had been shaved entirely off. Lady Prideaux-Brune was taken aback... but coughed and cleared her throat to declare "oh well ladies, at least it will grow back soon."*

Page 85- Monk *"in devotion resides hope and hope is eternal"*.

Page 115-Beaky thought to himself *"yes...kindness is really everything"*

You may have to re-read the chapters and pages of the book to complete the tasks.

Task Nine– Finally write a book review.

- What is the book about?
- Did you enjoy it?
- Why?
- Why not?
- Who would you recommend it to and why?

The Road To Apple Dumpling Bridge Paperback

by **K L Knowles** (Author)

★★★★★ 7 ratings

Enjoyed the book? Why not share your review on Amazon– this would be a great **#actofkindness** for the author KL Knowles to read.

21 other things that you could do this summer....

How many can you complete?

1. Have a digital detox day– No phones, ipads or consols!
2. Learn the lyrics to a new song
3. Play a board game
4. Visit Portchester or Southsea Castle
5. Read another book– check your reading lists for ideas.
6. Watch a sports event
7. Paddle in the sea
8. Take a photo of something important to you
9. Visit a library
10. Build a den or a tree house
11. Travel on a train
12. Bake a cake
13. Watch a film with friends or family
14. Build a sand castle
15. Climb a tree or a hill
16. Make a short speech to introduce yourself
17. Read a newspaper and write a response to the article
18. Send a postcard to the school from a trip you have taken.
19. Do something that is helpful to someone else
20. Write a letter/email/tweet to someone that has inspired you
21. **Follow us on Twitter @PCSinformation and tag us on your ac-**