



Post-16 Options

A simplified guide for parents and pupils

What options are there post-16?

After leaving secondary school there are 3 options:

1. Get a job – you do this in the usual way by finding jobs you are interested in and following the application process.
2. Get an apprenticeship – this is where you are working but also attending a training provider like a college. You can get these through colleges and the workplace.
3. Go to college – study A-levels, T-levels or other qualifications usually for 2 years. You maybe retaking GCSE's if you did not achieve a pass the first time around.



What needs to be done before any application is completed?

- Parents and children have a conversation about the 3 options and decide on which is best for them.
- The school will have already provided your child with at least 1 meeting with a career's advisor. They will have provided your child with an idea of future plans they can use.
- Ask the following questions:
 - What am I good at?
 - What do I enjoy?
 - Do I want/need to earn money now?
 - Do I want to go onto further study at university post-18?



College Applications

- Decide on the course you want to do. Many college websites have search tools that can help you decide.
- Look at the websites of at least 2 colleges. Go to their Open Events. There is a list of all local Open Events on the school website in the careers section.
- [Careers Information \(portchester.hants.sch.uk\)](http://portchester.hants.sch.uk)
- Follow the online application process for each college you want to attend. Make sure you apply for at least 2 colleges.



College Open Events (South Hampshire) – 2024/2025

What to do before attending an open day:

1. Before attending any open event, please confirm the need to book, date(s) and times with the college or sixth form.
2. Read through the prospectus to help you plan which courses you want to know more about.
3. Make a list of questions to ask.
4. Plan to create a positive first impression on the college staff you talk to at the event: one of them could be your future tutor!
5. Can't make an open event? **Many colleges have virtual open days, tour videos and other information on their website, which are available all year round.**

Please note: these dates and timings are correct as of 5th September 2024 and are subject to change – we would urge you to check the college website regularly, prior to attending.

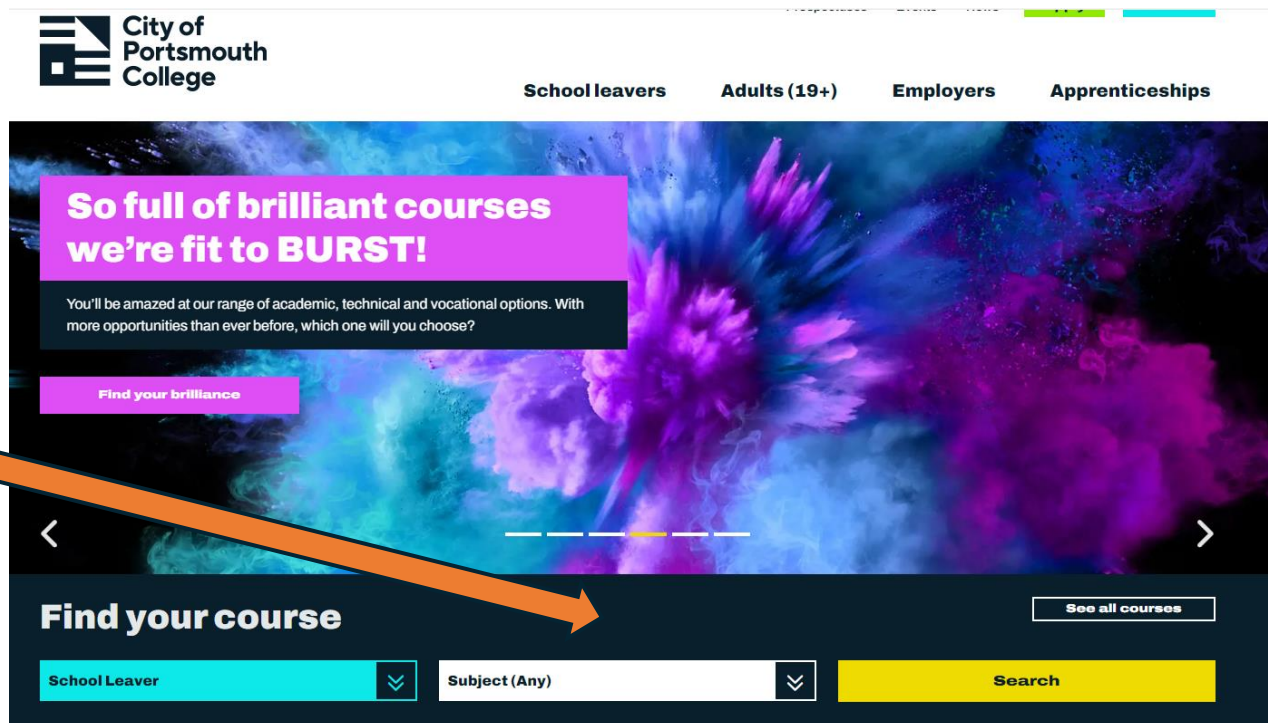
College	Website	Open Events
		Open Event Booking required online Wednesday 25 September 2024 4.30 pm – 5.15 pm



Example

- I have decided to take A levels in geography, biology and another subject linked to maths and want to look at City of Portsmouth College.

Use the drop down menus to choose courses to investigate




The screenshot shows the City of Portsmouth College website. At the top left is the college logo. To its right are navigation links: "School leavers", "Adults (19+)", "Employers", and "Apprenticeships". The main banner features a vibrant, colorful explosion of paint with the text "So full of brilliant courses we're fit to BURST!" and a subtext: "You'll be amazed at our range of academic, technical and vocational options. With more opportunities than ever before, which one will you choose?". Below this is a "Find your brilliance" button. At the bottom, there is a "Find your course" section with a "School Leaver" dropdown menu, a "Subject (Any)" dropdown menu, and a "Search" button. A "See all courses" button is also present. An orange arrow points from the text box on the left to the "School Leaver" dropdown menu.





Click on APPLY to open up a page that shows you all the courses on offer.



[Prospectuses](#) [Events](#) [News](#) **[Apply](#)** [Search](#)

School leavers

Adults (19+)

Employers

Apprenticeships

Course Code: Q100087

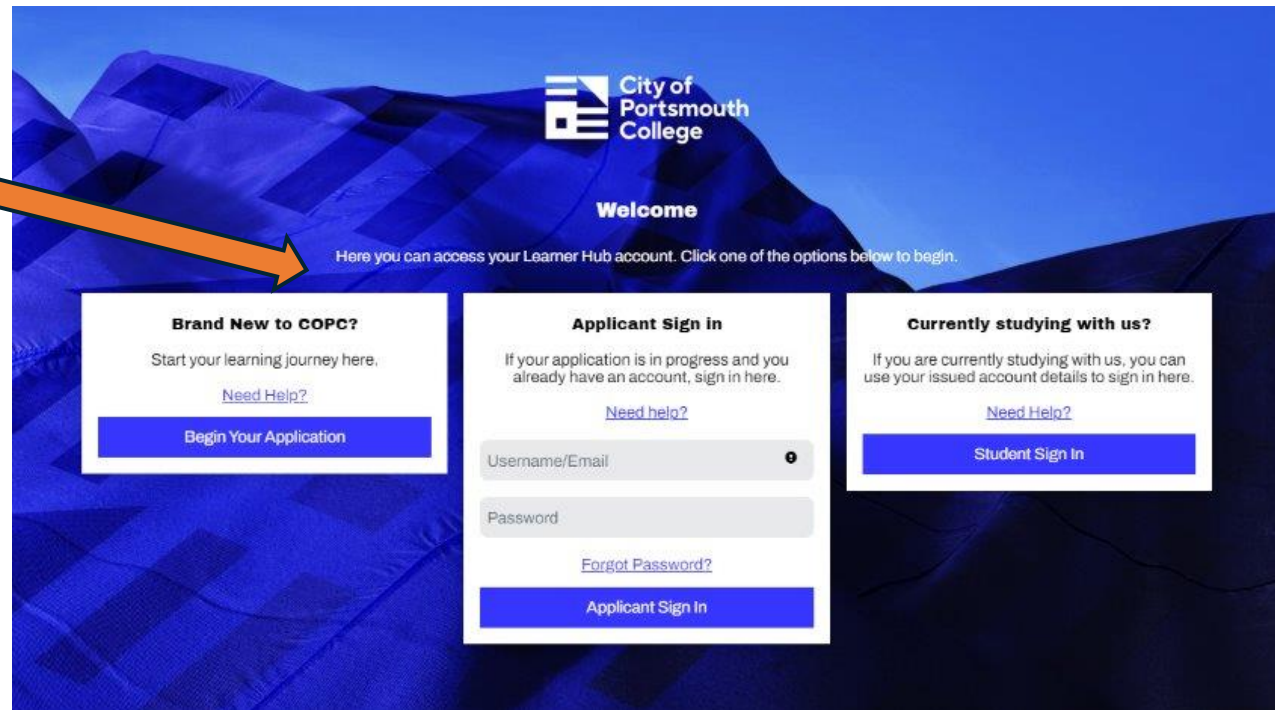
Fees:
Free

Apply

Units include:




Unless you have registered you will need to register with the college.



The image shows the City of Portsmouth College Learner Hub login page. At the top, the college's logo and name are displayed. Below this, a 'Welcome' message states: 'Here you can access your Learner Hub account. Click one of the options below to begin.' There are three main sections for user interaction:


- Brand New to COPC?**
Start your learning journey here.
[Need Help?](#)
[Begin Your Application](#)
- Applicant Sign in**
If your application is in progress and you already have an account, sign in here.
[Need help?](#)
Username/Email
Password
[Forgot Password?](#)
[Applicant Sign In](#)
- Currently studying with us?**
If you are currently studying with us, you can use your issued account details to sign in here.
[Need Help?](#)
[Student Sign In](#)

An orange arrow points from the text box on the left to the 'Begin Your Application' button.



Complete your details and then follow all the prompts and instructions. You can now apply for any course the college offers.



City of Portsmouth College

Register

Title

* First Name

Middle Name(s)

* Surname

* Date of Birth

dd / mm / yyyy ?

* Legal Sex (as per your birth certificate or identity document)

Pronouns (how you wish to be addressed)

Gender (how you identify)




Qualifications and predicted grades

- Each college application form will have slight differences, but they will ask you for the qualifications you already have or are going to take next summer. Make sure you choose the correct level. Most will be GCSE.
- When asked for a predicted grade most allow this to be left blank. If a grade is needed, you can include the target grade you achieved from your end of year 10 assessments.



Personal Statement

- The personal statement is used to give the additional details about you that are not provided by the GCSE subjects you take and other general information on the form.
- You include any clubs or teams you are a member of including sports and others like Scouts etc.
- Include any positions of responsibility like Senior Pupil.
- Include school teams you represent.
- Include any music and drama performances you have taken part in both in and out of school.
- Talk about going the extra mile and being comfortable working with others and independently.
- **SELL YOURSELF!**



Further help & support

- Each year 11 pupil has a staff mentor at school. They can help investigate options and the application process.
- The school's attached Careers Advisor – Mrs B. Sztuki.
- Each college website.
- The Careers section on the school website

