




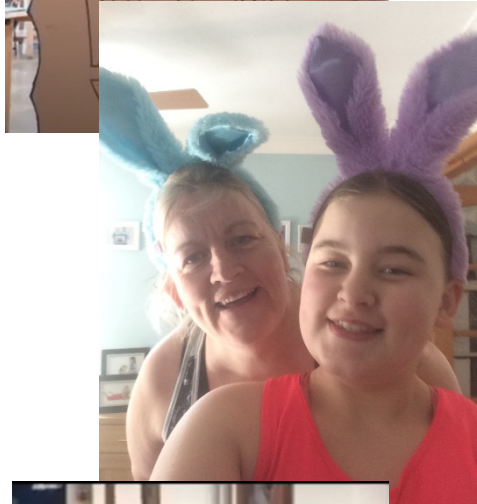
Return to school – September 2020 Welcome Back Year 9

Information to prepare for a safe and profitable return for all members of our community.

Successful

Confident




Responsible




Year 8 Life in Lockdown



Cora-Jean Broughton art work in lockdown.



Jimmy Ring is making a chair for his desk at home – just waiting for the wheels.





Portchester Community School.

From 'Vision to Provision' –

Demonstrating Self Respect and Respect for all other

- **Successful** students who;

Achieve their potential, are Literate, Numerate, can use New Technologies, have the skills to be independent self motivated learners, inspire others. Value learning and understand the impact and rewards of being a successful student

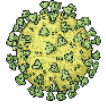
- **Confident** students who;

Can explore and express learning through a range of mediums including The Arts, Literature and Sport. Understands and enacts safe and healthy behaviours. Is ambitious for themselves and others. Can compete and co-operate. Is confident and able to explore the world they live in through travel, experience, research and imagination.


- **Responsible** students who;

Can be an active and effective citizen – who understand British Values.

Can rationalise 'right from wrong' and articulate a view of justice.



Information about the Coronavirus (COVID-19)



Information about the virus


COVID-19 is a new type of coronavirus that causes illness in people by affecting their lungs and therefore their breathing.

The most common symptoms of coronavirus (COVID-19) are a new, continuous cough, a high temperature (over 37.8 degrees) or loss of, or change in, your normal sense of taste or smell (anosmia).

For most people, coronavirus (COVID-19) will be a mild infection.

Children are likely to become infected with coronavirus (COVID-19) at roughly the same rate as adults, but the infection is usually mild.

It can be spread from person to person by coughing or touching surfaces or areas of skin that have been contaminated by the virus.



How to avoid catching or spreading microbes


There are things you can do to help stop viruses like coronavirus spreading.


Do:

- ✓ cover your mouth and nose with a tissue or your sleeve (not your hands) when you cough or sneeze
- ✓ put used tissues in the bin immediately
- ✓ wash your hands with soap and water often – use hand sanitiser gel if soap and water are not available
- ✓ try to avoid close contact with people who are unwell

Don't:

- ✗ do not touch your eyes, nose or mouth if your hands are not clean





How can you stop coronaviruses spreading?

If you need to cough or sneeze



Catch it
with a tissue



Bin it



Kill it
by washing
your hands with
soap & water or
hand sanitiser

You should wash hands with soap & water or hand sanitiser



After breaks
& sport
activities



Before
cooking
& eating



On arrival at
any childcare
or educational
setting



After using
the toilet



Before
leaving
home





Try not to touch your
eyes, nose, and mouth
with unwashed hands



Do not share items that come
into contact with your mouth
such as cups & bottles



If unwell do not share items
such as bedding, dishes,
pencils & towels



PPE-Keeping myself safe and respecting others

Masks

- Carry one at all times
 - Keep it in a bag to protect it
 - Make sure your hands are clean before you put it on and take it off
 - If you use a reusable mask and it is damp, you must put it in a bag and clean it before wearing it again
 - If you use a disposable one, you must put it in the non-recyclable bin once you have finished using it
 - Think about how you travel to school- if you travel on a bus you must wear one
 - When to/ not wear one around school – communal areas – start school/breaks
- Masks will be required** when using shared facilities and if poor weather conditions require use of shared corridors and indoor facilities
- New 3G provision for each Year group at lunchtimes will be co-ordinated by the PE team.



Successful

Confident

Responsible

My Learning-Keeping myself safe and respecting others

- Year group bubbles
- The school day- including breakfast and homework club
- Arrival and departure from school- including what to do if late
- What to bring/ not bring to school
- Uniform
- Designated outside spaces, toilets and hand sanitising facilities
- Tutor time arrangements
- Moving around the school

Successful

Confident

Responsible

Summary.

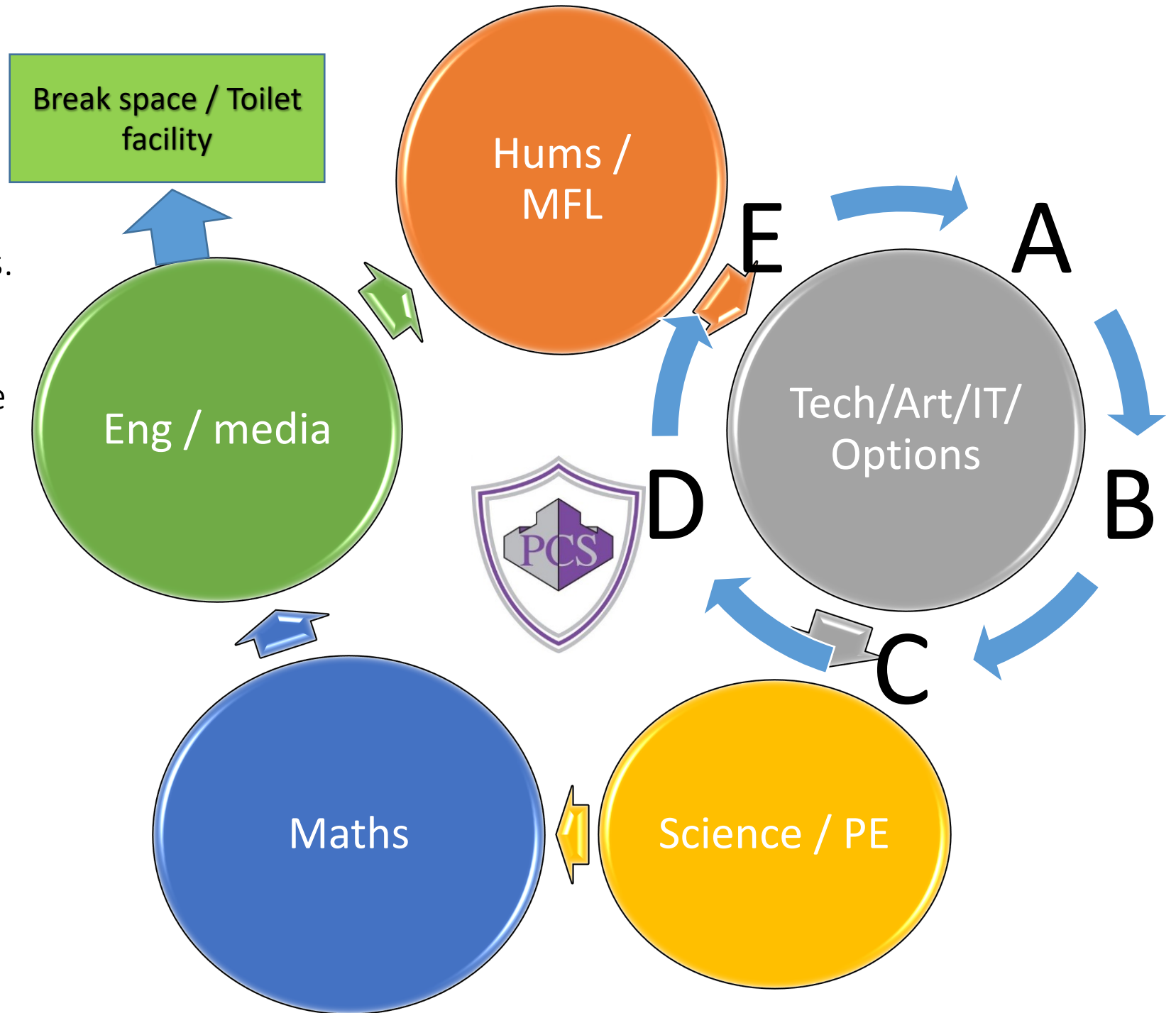
5 Days of the School Week

5 Year Group Learning Bubbles.
Years 7-11

5 Learning Areas with separate
School Entrances and Break /
Lunch spaces

Each Year Group Learning
Bubble will be allocated a
different Learning Area for
each day of the week

Lessons within the Learning
Area will rotate during the day



My Learning-Keeping myself safe and respecting others

- The school day- including breakfast and homework club – breakfast club will not start for the next two weeks at least; this will then be reviewed and if and when it is deemed safe to start, it will only be on your assembly day – Wednesday
- Homework Club and the LRC will only be accessible if you are in the bubble that is in that area – Technology/PE

Successful

Confident

Responsible

My Learning-Keeping myself safe and respecting others

- Arrival and departure from school- including what to do if late

You must know what bubble you are in at the start of the day and arrive and leave at the entrance designated

If you are late, you must go to Student Reception to sign in and then someone will take you to your learning area

Successful

Confident

Responsible

My Learning-Keeping myself safe and respecting others

- What to bring/ not bring to school

Bring only what you will need for that day; if you have PE then come into school wearing your PE kit.

If you are cold you are allowed your blazer or school coat, no hoodie!

Black or navy tracksuit bottoms will be allowed over your shorts/PE leggings, if it is cold

There are no catering facilities so you should bring a packed lunch in your bag

Successful

Confident

Responsible

My Learning-Keeping myself safe and respecting others

- Uniform

You are expected to be in normal school uniform and rules apply as normal. Sanctions will be imposed if you are deliberately not complying with the school uniform policy i.e. inappropriate hair colour, acrylic nails etc

Successful

Confident

Responsible

My Learning-Keeping myself safe and respecting others

- Designated outside spaces, toilets and hand sanitising facilities

This information is on the learning area slide

Monday 7.9.20	Morning Entrance to school	Break-time / Lunchtime area	Allocated toilet facilities
Science	Front drive – through Student Reception into the Courtyard	Maths garden / PE Squares	Science corridor facilities

There are hand sanitising stations in all the learning areas and you are expected to wash your hands when possible

Successful

Confident

Responsible

My Learning-Keeping myself safe and respecting others

- Tutor time arrangements

You will Tutor in your designated Period 1 room with the member of staff who will be taking your lesson. You will then follow a tutor programme or assembly

You can email your own Tutor if you have any queries or concerns throughout the day

Successful

Confident

Responsible

Morning tutor time Learning Activities

		Monday	Tuesday	Wednesday	Thursday	Friday
Year 9	Base	Science	Humanities	English	Technology	English
	Activity	Quiz	RSE	Assembly – Teams. HOY	Numeracy	Literacy/ Reading

My Learning-Keeping myself safe and respecting others

- Moving around the school

This is to be done in a safe and sensible way and movement is limited to your learning area and designated areas for lunch and toilet. You must listen to your teacher and follow their instructions

Successful

Confident

Responsible

My Learning-Keeping myself safe and respecting others

- Year group bubbles
- The school day- including breakfast and homework club
- Arrival and departure from school- including what to do if late
- What to bring/ not bring to school
- Uniform
- Designated outside spaces, toilets and hand sanitising facilities
- Tutor time arrangements
- Moving around the school

Successful

Confident

Responsible

Summary: Learning Bubble – Learning Area

	Monday	Tuesday	Wednesday	Thursday	Friday
Year 9	Science / PE/CRE	Humanities <i>Options A / B</i>	English	Technology <i>Options C / D</i>	English
PE Kit: Days when students have been allocated PE on their timetables In order to reduce risk – students will be expected to wear PE kit to school for those days - Monday.					

**The timetable above indicates your curriculum base for the day
– other subjects will be taught to you in that base on each day.**





	Monday	Tuesday	Wednesday	Thursday	Friday
Zone	Science	Humanties	English	Technology	English
8.45am	Registration	Registration	Registration	Registration	Registration
Periods 1 & 2	X Science Sc1 LMT S4 Sc2 AHO S6 Sc3 KH S5 Y PE 1hr DRS / FMR CRE 1hr KJS S1 / JRI S2 / SAK S3	Option A Art – BBL (PTG) H2 Btec Sp – FMR H1 CS – SMH IT1 Drama – KB Studio Geog – JMM PE1 Media – GLS E6 PE – DRS G2	English X En1 JRI ML1 X En2 TJW E1 X En3 EJW E4 Y En1 RMU E5 Y En2 HVJ E3 Y En3 JTS E2	Option C Btec Sp – ASH IT3 French – AGA T5 Geog – PRW LRC H&S – KJS IT2 Spanish – NKN T2 Graphics – SW T4 RM – SLD T3	English X En1 JRI ML1 X En2 TJW E1 X En3 EJW E4 Y En1 RMU E5 Y En2 HVJ E3 Y En3 JTS E2
Period 3 & 4	Y Science Sc1 CAI S1 Sc2 JSL S3 Sc3 LKO S2 X PE 1hr ASH / FMR CRE 1hr JRI S6 / KB S5 / PTG S4	Option B CS – SMH IT1 Food – SAK T1 Geog-VSG G1 History-CMG H2 H&S – KJS IT2 Music – TWW Mu1 RM – SLD E6	Maths X Ma1 – CJ ML1 X Ma2 – LMF E1 X Ma3 – NB E4 Y Ma1 – NGC E5 Y Ma2 – GAN E3 Y Ma3 – KNL E2	Option D Art – BBL T2 Drama – KB Studio Food – SAK T1 Geog – VSG T5 History – LHJ LRC Stats – NGC IT2 Graphics – SW T4	Maths X Ma1 – CJ ML1 X Ma2 – LMF E1 X Ma3 – NB E4 Y Ma1 – NGC E5 Y Ma2 – GAN E3 Y Ma3 – KNL E2
Period 5	Science (As Above)	Maths XMa1-CJ H1 XMa2 – LMF H2 XMa3 –CAE PE1 YMa1- NGC G1 YMa2 –GAN G2 YMa3-KNL CRE1	Assembly Main Hall JRI & SLT	Option D As Above	Science X Sc1 LMT ML1 Sc2 AHO E5 Sc3 KR E4 Y Sc1 CAI E1 Sc2 JSL E2 Sc3 LKO E3

Learning Area information

	Morning Entrance to school	Break-time / Lunchtime area	Allocated toilet facilities
English	Youth Centre Gate from footpath to MFL doors	Courtyard	Community facilities
Maths	Front drive – up the Maths Fire Escape	Gated Tennis Courts via Year Office corridor	North toilets
Science	Front drive – through Student Reception into the Courtyard	Maths garden / PE Squares	Science corridor facilities
Humanities	Bike Sheds gate from footpath to Service road, across the playground to Humanities	Main playground	North toilets
Technology	PE gate from footpath across to Technology Block	Field beside Astro pitch / behind Technology	Technology facilities.

- **Masks will be required** when using shared facilities and if poor weather conditions require use of shared corridors and indoor facilities.
- New 3G provision for each Year group at lunchtimes will be co-ordinated by the PE team.

Learning Area information

	Morning Entrance to school	Break-time / Lunchtime area	Allocated toilet facilities	
English	Youth Centre Gate from footpath to MFL doors	Courtyard	Community facilities	
Maths	<p>Monday 7th September 2020 – Enter via Student Reception and go to the Main Hall and sit in your Tutor Groups for an assembly regarding your timetables and option choices</p>			
Science				or facilities
Humanities				
	to Humanities			
Technology	PE gate from footpath across to Technology Block	Field beside Astro pitch / behind Technology	Technology facilities.	

- **Masks will be required** when using shared facilities and if poor weather conditions require use of shared corridors and indoor facilities.
- New 3G provision for each Year group at lunchtimes will be co-ordinated by the PE team.

My Learning-Keeping myself safe and respecting others

- Break and lunchtime arrangements – Monday 7.9.20 Maths Garden/PE squares
- What to do if I feel ill at school? Tell the teacher who will notify Mr Thompson, who will collect you and take you to medical if required
- What to do if I feel ill at home? You and your parents will need to make a judgement but if you have signs of Covid 19 then dial 111
- Behaviour expectations – as normal; C3 & C4 detentions will be issued if necessary
- What to do if I need to speak to someone from the pastoral team? Email once at home and we will speak to you the following day

Successful

Confident

Responsible

My Learning-Keeping myself safe and respecting others during lessons

In the classrooms:

- Sit in seat as outlined by the teacher
- Only use the resources on the desk
- Do not share resources- this includes pens, scissors, glue sticks
- Place any used equipment where you are told to by the teacher
- Leave the classroom as instructed by the teacher
- Raise your hand and ask if you are not sure
- Remain in your seat unless directed by the teacher
- Do not take any resources from the lesson home unless directed to by the teacher

Successful

Confident

Responsible



Work together to make this a successful return to school

Welcome Back Year 9

Tutors are holding a drop in session during the day for any further questions or email Mrs Rixon/Mr Thompson

Successful

Confident

Responsible