CLEVELAND LEAD SOLUTIONS CO.

LEAD-SAFE HOMES · CLEVELAND, OHIO & SURROUNDING AREAS

LEAD-BASED PAINT RISK ASSESSMENT REPORT



PERFORMED AT:

ADDRESS
DATE OF CONSTRUCTION
PARCEL #
TOTAL NUMBER OF UNITS
TOTAL NUMBER OF UNITS TESTED
RENTAL REGISTRATION NUMBER

PROPERTY OWNER INFORMATION:

GREEN OAK DEVELOPMENT LLC

OWNER
POINT OF CONTACT
PHONE
EMAIL
MAILING ADDRESS DIFFERENT
THAN PROPERTY ADDRESS

INVESTIGATOR:

Matthew Jacobs
[redacted]
30700 Bainbridge Road
Solon, OH. 44139
inspect@clevelandleadsolutions.com

Investigator Signature: Matthew Jacobs

DATE OF ASSESSMENT: 10/17/2025
DATE OF REPORT: 11/20/2025

DISCLOSURE STATEMENTS

SECTION 5302.30 OF THE OHIO REVISED CODE REQUIRES TRANSFERORS OF RESIDENTIAL REAL PROPERTY BY SALE, LAND INSTALLMENT CONTRACT, LEASE WITH OPTION TO PURCHASE, EXCHANGE, OR LEASE FOR A TERM OF NINETY-NINE YEARS AND RENEWABLE FOREVER, TO COMPLETE AND PROVIDE A COPY TO THE PROSPECTIVE TRANSFEREE OF THE APPLICABLE PROPERTY DISCLOSURE FORMS, DISCLOSING KNOWN HAZARDOUS CONDITIONS OF THE PROPERTY, INCLUDING LEAD-BASED PAINT HAZARDS.

FEDERAL LAW (24 CFR PART 35 AND 40 CFR PART 745) REQUIRES THE SELLERS OR LESSORS OF RESIDENTIAL PROPERTY CONSTRUCTED PRIOR TO 1978, EXCEPT HOUSING FOR THE ELDERLY OR PERSONS WITH DISABILITIES (UNLESS ANY CHILD WHO IS LESS THAN SIX YEARS OLD RESIDES OR IS EXPECTED TO RESIDE IN SUCH HOUSING) OR ANY ZERO-BEDROOM DWELLING, TO DISCLOSE AND PROVIDE A COPY OF THIS REPORT TO NEW PURCHASERS OR LESSEES (TENANTS) BEFORE THEY BECOME OBLIGATED UNDER A LEASE OR SALES CONTRACT.

PROPERTY OWNERS AND SELLERS ARE ALSO REQUIRED TO DISTRIBUTE AN EDUCATIONAL PAMPHLET APPROVED BY THE UNITED STATES ENVIRONMENTAL PROTECTION AGENCY AND INCLUDE STANDARD WARNING LANGUAGE IN LEASES OR SALES CONTRACTS TO ENSURE PARENTS HAVE THE INFORMATION THEY NEED TO PROTECT CHILDREN FROM LEAD-BASED PAINT HAZARDS.

THERE MAY BE UNIDENTIFIED LEAD PAINT OR LEAD PAINT HAZARDS IN THIS RESIDENCE, DUE TO THE LIMITED NATURE OF A LEAD CLEARANCE REPORT FOLLOWING LIMITED PAINT FILM STABILIZATION WORK. UN-SAMPLED SURFACE DUST MAY BE A LEAD HAZARD. SAMPLED OR UN-SAMPLED PAINT, SOIL, OR DUST WITH LESS THAN REGULATED AMOUNTS OR CONCENTRATIONS OF LEAD MAY CREATE LEAD HAZARDS IF CHEWED, SWALLOWED, INHALED, OR IF THE PAINT IS TURNED INTO DUST OR CHIPS BY ABRASION, SCRAPING, SANDING, OR OTHER DISTURBANCE.

Lead Risk Assessor Signature: Matthew Jacobs **Date:** 11/20/2025

TABLE OF CONTENTS

1. Disclosure Statements
2. Description and Purpose of Report
3. Disclaimer
4. Background Information
5. Physical Characteristics of the Property
6. Areas Not Accessible During the Assessment (basement and utility closet)
7. Occupant Use Patterns
8. Building Maintenance and Renovations
9. Executive Summary
10. Identified Lead Paint Hazards
11. Summary of Existing Lead Based Paint and Lead Hazards Identified
12. Exterior Lead-Based Paint Hazards
13. Interior Lead-Based Paint Hazards
14. Other Hazards Identified
15. Excluded Components
16. Ongoing Monitoring
17. Disclosure Regulations
18. Conditions & Limitations
19. Site Information and Field Testing
    a. Interior Dust Sampling
    b. Laboratory Information
    c. Soil Sampling and Laboratory Information
20. Lead Hazard Control Options
21. Appendices

    a. Appendix A – Occupants Questionnaire (Form 5.0, for single or Form 5.6 for multi-family 5+ units)
    b. Appendix D – Dust Wipe Sample Analytical Data
    c. Appendix E – Site and Floor Plans
    d. Appendix F – Project Photographs
    g. Appendix G - Lead Service Providers Licenses and Certifications
    e. Appendix H – Visual Assessment (ODH Form 7729)
    f. Appendix I – Glossary of Terms
    g. Appendix J - Key Units of Measurement
    h. Appendix K – Resources for Additional Information on Lead-Based Paint Hazards

DESCRIPTION AND PURPOSE OF REPORT

This report is the result of an investigation to identify lead hazards in a dwelling. The investigation focused on surface coatings that were either deteriorated, damaged, friction or impact surfaces, or surfaces with evidence of chewing. Lead Hazard Control Recommendations and detailed instructions describing the work required to address the hazards are located in Section 8.0 Lead Hazard Control Recommendations in this report. (Explain other sources that could contain lead. Example: Other potential sources of lead exposure such as toys, hobbies, work or job exposure, dishes, food, or water were found.)

An Assessment was conducted at [redacted] on **OCTOBER 17, 2025**. The Assessment was conducted by **MATTHEW JACOBS**, a licensed Lead Inspector and Risk Assessor [redacted] The purpose of the Assessment was to identify the presence of lead hazards on surfaces inside and outside the residence and attached or unattached structures located within the same lot line as the residential unit.

[redacted] has hired **MATTHEW JACOBS OF CLEVELAND LEAD COMPLIANCE LLC** to perform a lead –based paint inspection. The Assessment was conducted for this home to determine eligibility for the Lead Safe Certification program. Based upon details provided by the Owner and the **MATTHEW JACOBS OF CLEVELAND LEAD COMPLIANCE LLC**, to the knowledge of this Assessor, there has not been any previous LBP testing at this home.

DISCLAIMER

This report is composed of a visual survey and samples of the readily accessible areas of this building and tested components. The presence or absence of lead-based paint or lead-based paint hazards applies only to tested or assessed surfaces on the date of the field visit. Because conditions may change, ongoing monitoring by the property owner is necessary.

This document may be copied and distributed provided that all text is copied without modification and all pages are included. This document may not be distributed for profit.

Please review this report fully and call the risk assessor for an explanation of any aspect of this report that you do not fully understand.

BACKGROUND INFORMATION

Limitations of a Risk Assessment:

Risk assessments are only a snapshot on the date that testing was performed. Painted surfaces and other potential sources of lead can continue to deteriorate and produce lead hazards in the future.

There may be unidentified lead paint or lead dust hazards in a property due to the limited nature of a risk assessment. Unsampled surface dust may be a lead hazard.

Sampled or unsampled paint, soil and dust, including sampled areas with less than the regulated amounts or concentrations of lead, may create lead hazards if chewed, swallowed, inhaled or if the paint is turned into dust or chips by abrasion, scraping, sanding or other disturbance..

PHYSICAL CHARACTERISTICS OF THE PROPERTY

Describe the physical characteristics of the dwelling. The dwelling is a 2 story rental property built in 1900. It has aluminum/vinyl siding. There are 3 bedrooms and 2 bathrooms;

Describe the neighboring properties. The property is bordered on the north, west, east and south by residential dwellings.

Describe occupancy. This property is vacant.

Describe the areas that were tested and if any testing had been done before. The Living Room, Kitchen, Bedroom 2 and Bedroom 3 were tested. No previous lead-based paint inspections or risk assessments of this property were known to exist at the time of this assessment.

AREAS NOT ACCESSIBLE DURING THE ASSESSMENT

Describe any areas that were not accessible during the assessment. All areas were accessible.

OCCUPANT USE PATTERNS

Refer to Appendix A. The assessor completed HUD Questionnaire 16.1 with the occupants to help determine use patterns, cleaning habits, play areas, hobbies involving any form of lead, or other potential sources of lead that could be brought into the dwelling, or expose a young child to sources of lead outside the dwelling.

BUILDING MAINTENANCE AND RENOVATIONS

No scheduling maintenance. The property is in excellent condition and no further renovations are being planned. They plan on doing on-going monitoring and maintenance.

Executive Summary

Pursuant to sections 3742.35 and 3742.36 of the Ohio Revised Code, on **OCTOBER 17, 2025** lead risk assessment was conducted at [redacted] As a result of lead hazard risk assessment (to be referred to as "Assessment") conducted on **OCTOBER 17, 2025** no lead- based paint hazards were present on the subject property as of the date of the Assessment. The assessment consisted of the following activities:

- Completion of a questionnaire to determine possible sources of lead;
- Visual inspection of paint condition;
- Collection of environmental lead samples.
- Following is a report of the information collected during this Assessment.

IDENTIFIED LEAD PAINT HAZARDS

No Lead Paint Hazards were identified.

SUMMARY OF EXISTING LEAD BASED PAINT AND LEAD HAZARDS IDENTIFIED

The following areas are coated with Lead-Based Paint (LBP) that is deteriorated and currently present existing lead-based paint hazards. All component substrates are primarily wood unless otherwise noted in sample collection notes. Long-term and Temporary control options are provided for each paint hazard identified.

EXTERIOR LEAD-BASED PAINT HAZARDS (SEE ATTACHED)

LEAD HAZARD (WALL/COMPONENT)	LONG TERM CONTROL OPTION(S)	TEMPORARY CONTROL OPTION(S)
None		

INTERIOR LEAD-BASED PAINT HAZARDS (SEE ATTACHED)

LEAD HAZARD (WALL/COMPONENT)	LONG TERM CONTROL OPTION(S)	TEMPORARY CONTROL OPTION(S)
None		

OTHER HAZARDS IDENTIFIED: N/A
EXCLUDED COMPONENTS: N/A
EXCLUDED COMPONENTS LIST

ROOM EQUIVALENT	COMPONENT	POSITION (SIDE/WALL)	REASON NOT TESTED
N/A			

KEY:
UNC - UNCOATED
INA - INACCESSIBLE
ENCL - ENCLOSED
NEW - POST-1978 COMPONENT

ONGOING MONITORING

On-going monitoring will be necessary in this property since lead based paint (LBP) is present. When LBP is present, the potential exists for LBP hazards to develop. Hazards can develop by means such as, but not limited to the failure of lead hazard control measures; previously intact LBP becoming deteriorated; dangerous levels of lead-in-dust (dust lead) re-accumulating through friction, impact, and deterioration of paint; or, through the introduction of contaminated exterior dust and soil into the interior of the structure. Ongoing monitoring typically includes two different activities: re-evaluation and annual visual assessments. A re-evaluation is a risk assessment that includes limited soil and dust sampling and a visual evaluation of paint films and any existing lead hazard controls. Re-evaluations are supplemented with visual assessments by the property owner, which should be conducted at least once a year, when the property owner or its management agent (if the housing is rented in the future) receives complaints from residents about deteriorated paint or other potential lead hazards, when the residence (or if, in the future, the house will have more than one dwelling unit, any unit that turns over or becomes vacant), or when significant damage occurs that could affect the integrity of hazard control treatments (e.g., flooding, vandalism, fire).

The visual assessment should cover the dwelling unit (if, in the future, the housing will have more than one dwelling unit, each unit and each common area used by residents), exterior painted surfaces, and ground cover (if control of soil-lead hazards is required or recommended). Visual assessments should confirm that all paint with known LBP is not deteriorating, that lead hazard control methods have not failed, and that structural problems do not threaten the integrity of any remaining known or suspected LBP.

Visual assessments do not replace the need for professional re-evaluations by a certified risk assessor. The re-evaluation should include:

A review of prior reports to determine where lead-based paint and lead-based paint hazards have been found, what controls were done, and when these findings and controls happened;
A visual assessment to identify deteriorated paint, failures of previous hazard controls, visible dust and debris, and bare soil;

Environmental testing for lead in dust, newly deteriorated paint, and newly bare soil; and A report describing the findings of the reevaluation, including the location of any lead-based paint hazards, the location of any failures of previous hazard controls, and, as needed, acceptable options for the control of hazards, the repair of previous controls, and modification of monitoring and maintenance practices.

The first reevaluation should be conducted no later than two years after completion of hazard controls, or, if specific controls or treatments are not conducted, two years from the beginning of ongoing lead-based paint monitoring and maintenance activities. Subsequent reevaluations should be conducted at intervals of two years, plus or minus 60 days. If two consecutive reevaluations are conducted two years apart without finding a lead-based paint hazard, reevaluation may be discontinued.

Please refer to your jurisdiction development agency, housing authority, or other applicable agency for additional local/regional regulations and guidelines governing re-evaluation activities.

DISCLOSURE REGULATIONS

A copy of this complete report must be made available to new lessees (tenants) and must be provided to purchasers of this property under Federal law before they become obligated under any future lease or sales contract transactions (Section 1018 of Title X – found in 24 CFR Part 35 and 40 CFR Part 745), until the demolition of this property. Landlords (Lessors) and/or sellers are also required to distribute an educational pamphlet developed by the EPA entitled *"Protect Your Family From Lead in Your Home"* and include standard warning language in their leases or sales contracts to ensure that parents have the information they need to protect their children from LBP hazards.

CONDITIONS & LIMITATIONS

Staff of **CLEVELAND LEAD COMPLIANCE LLC** have performed the tasks listed above in a thorough and professional manner consistent with commonly accepted standard industry practices, using state of the art practices and best available known technology, as of the date of the assessment. **CLEVELAND LEAD COMPLIANCE LLC** cannot guarantee and does not warrant that this Assessment has identified all adverse environmental factors and/or conditions affecting the subject property on the date of the Assessment. **CLEVELAND LEAD COMPLIANCE LLC** cannot and will not warrant that the Assessment will satisfy the dictates of, or provide a legal defense in connection with, any environmental laws or regulations. It is the responsibility of the property owner of the property subject to this assessment to know and abide by all applicable laws, regulations, and standards, including EPA's Renovation, Repair and Painting regulation. The results reported and conclusions reached by **CLEVELAND LEAD COMPLIANCE LLC** are solely for the benefit of the owner.

The results and opinions in this report, based solely upon the conditions found on the property as of the date of the Assessment, will be valid only as of the date of the Assessment. **CLEVELAND LEAD COMPLIANCE LLC** assumes no obligation to advise the owner of any changes in any real or potential lead hazards at this residence and on attached and unattached structures located within the same lot line as the residence that may or may not be later brought to our attention. Further conditions and limitations to this contracted report are included in the general terms and conditions supplied to the owner with the contract for services.

INTERIOR DUST SAMPLING

Dust samples must be collected from a windowsill and floor area in all rooms of the housing unit . A sample at the principle entryway must also be collected. A minimum of nine (9) samples should be collected. A total of ten (10) dust wipe samples were collected in an effort to help to determine the levels of lead-containing dust on the interior windowsills and floors. These samples were collected from areas most likely to be lead contaminated if lead-in-dust is present. These samples were collected in accordance with the requirements of ASTM Standard E-1728, Standard Practice for Field Collection of Settled Dust Samples Using Wipe Sampling Methods for Lead Determination by Atomic Spectrometry Techniques. In accordance with this standard, a field blank was also collected (sample 11).

EPA, HUD and State of Ohio regulations define the following as hazardous levels for lead dust in residences:
Floors – ³10 mg/ft^2 (micrograms per square foot);
Interior Windowsills – ³100 mg/ft^2 (micrograms per square foot);
Interior Window Troughs (Wells) – ³100 mg/ft^2 (micrograms per square foot);
Please refer to Appendix C – Dust Wipe Analytical Data for the laboratory reports.

[redacted].

SAMPLE	LOCATION	COMPONENT	SAMPLE AREA (FT^2)	RESULTS (mG/FT^2)	CONTROL OPTION(S)
1	Entryway	Floor	1.00	<4.00	None
2	Living Room	Floor	1.00	<4.00	None
3	Living Room	Windowsill	0.111	<36.1	None
4	Kitchen	Floor	1.00	<4.00	None
5	Kitchen	Windowsill	0.111	<36.1	None
6	Bedroom 2	Floor	1.00	<4.00	None
7	Bedroom 2	Windowsill	0.111	<36.1	None
8	Bedroom 3	Floor	1.00	<4.00	None
9	Bedroom 3	Windowsill	0.111	<36.1	None
10	Barn	Floor	1.00	<4.00	None

LABORATORY INFORMATION

LABORATORY
ENVIRONMENTAL HAZARDS
7469 WHITEPINE ROAD
RICHMOND, VA 23237
DUST WIPE MEDIUM USED
EPA Method 7082
Lead Wipe Lynx Products, ASTM # E1792
NATIONAL LEAD LABORATORY ACCREDITATION PROGRAM SERIAL NUMBER
#C10028

SOIL SAMPLING AND LABORATORY INFORMATION

No soil samples were collected at this residence in accordance with the requirements of ASTM Standard E-1727, Standard Practice for Field Collection of Soil Samples for Lead Determination by Atomic Spectrometry Techniques.

The samples were collected from bare soil areas only. See the following table for a summary of the soil sampling results. Please refer to [Appendix] – Soil Sample Analytical Data for the detailed analytical reports. Testing data in **bold** indicates soil lead levels at or above the EPA Hazardous Levels of Lead regulations that were published on December 1, 2021.

Sample	Location	Play area? (Y or N)	Results (ppm)	Control option(s)
None collected				

LEAD HAZARD CONTROL OPTIONS

Lead abatement, interim controls, lead-safe work practices and worker/occupant protection practices complying with current EPA, HUD and OSHA standards will be necessary to safely complete all work involving the disturbance of LBP coated surfaces and components. In addition, any work considered lead hazard control would enlist the use of interim control (temporary) methods and/or abatement (permanent) methods. It should be noted that all lead hazard control activities have the potential of creating additional hazards or hazards that were not present before. Properly trained and certified persons, as well as properly licensed firms (as mandated) should accomplish all abatement/interim control activities conducted at this residence.

Details for the listed lead hazard control options and issues surrounding occupant/worker protection practices can be found in the publication entitled: *Guidelines for the Evaluation and Control of LBP Hazards in Housing* published by HUD, the Environmental Protection Agency (EPA) lead-based paint regulations, and the Occupational Safety and Health Administration (OSHA) regulations found in its Lead in Construction Industry Standard. Further recommendations for temporary or long-term control have been provided in each section above.

Interim controls - As defined by HUD, means a set of measures designed to temporarily reduce human exposure to LBP hazards and/or lead containing materials. These activities include, but are not limited to: component and/or substrate stabilization, paint and varnish stabilization, and tilling and placement of appropriate ground cover over bare soil areas.

Abatement - as defined by HUD, means any set of measures designed to permanently eliminate LBP and/or LBP hazards. The product manufacturer and/or contractor must warrant abatement methods to last a minimum of twenty (20) years, or these methods must have a design life of at least twenty (20) years. These activities include, but are not necessarily limited to: the removal of LBP from substrates and components; the replacement of lead based paint components; the permanent enclosure of LBP with construction materials; the encapsulation of LBP with approved products; and the removal or permanent covering (concrete or asphalt) of soil-lead hazards.

CITY OF CLEVELAND
Mayor Justin M. Bibb

LEAD SAFE CERTIFICATION APPLICATION

City of Cleveland
Department of Building and Housing
Division of Record Administration
601 Lakeside Avenue E., Rm. 517
Cleveland, Ohio 44114

Date: 10 (MM) 17 (DD) 2025 (YYYY)

Submitted By:

Name: MATTHEW JACOBS

Address: 30700 BAINBRIDGE ROAD SOLON OHIO 44139

Email: inspect@clevelandleadsolutions.com Phone: 216-789-1364

Relation to Property: ■ Inspector/Risk Assessor ☐ Owner ☐ Property Manager ☐ Other _____

Property Location:

Street Address: _____

City, State, Zip Code: CLEVELAND OH.

Permanent Parcel Number: _____

Is Your Property a Rental? YES

Property Profile:

Year Built: _____

Total Number of Units: 1

Number of Units Inspected/Tested: 1

Rental Registration #: RR ____-_____

Clearance/Risk Assessment Performed On:

Date: 10 (MM) 17 (DD) 2025 (YYYY) Time: 12:00 PM ☐ AM ■ PM

Owner's Information:

Owner's Name: _____

Owner's Address: _____

(Street, City, State, Zip Code)

Property Prepared/Cleaned/Remediated By:

ODH License #/RRP Certification #: _____

Name: _____

Contractor Address: _____

City, State, Zip Code: _____ Phone: _____

Clearance/Risk Assessment Performed By:

Name of Investigator: MATTHEW JACOBS

Ohio Department of Health (ODH) Certification#: _____ Job Title: LEAD RISK ASSES

Company/Firm: CLEVELAND LEAD COMPLIANCE LLC EPA/ODH Lead Firm Certification # _____

Street Address: 30700 BAINBRIDGE ROAD

City, State, Zip Code: SOLON, OH. 44139 Phone: 216-789-1364

LEAD SAFE CERTIFICATION APPLICATION

Lab Information:

Lab Name: _____

Lab Accreditation Number: _____

Clearance Examination Findings:

- [x] Passed Clearance Examination
- [ ] Failed Clearance Examination

Risk Assessment Inspection Findings:

- [ ] Active Lead Hazards Identified
- [ ] No Active Lead Hazards Identified

XRF Paint Inspection Findings:

- [ ] Lead Paint Present
- [ ] Lead Paint Not Present

Paint Inspection Performed On: _____

Please attach additional ODH credential and Lab information on a separate sheet if examinations/inspections performed by multiple vendors.

I hereby certify that the information provided on this cover sheet is an accurate representation of the information contained in the attached Lead Clearance/Lead Risk Assessment Report and that the report was prepared pursuant to the guidelines in Ohio Administrative Code Section 3701-32.

Signature: _____ Date: 10/17/2025

Printed Name: MATTHEW JACOBS

Submit this form and the associated inspection report via email to: LeadCertCLE@city.cleveland.oh.us or via postal mail to: City of Cleveland Department of Building and Housing Division of Records Administration; 601 Lakeside Avenue E., Rm 517; Cleveland, Ohio 44114. Must be postmarked within 30 days of the date of inspection.

EHS Laboratories
ENVIRONMENTAL HAZARDS SERVICES, LLC
7469 Whitepine Rd
North Chesterfield, VA 23237
Telephone: 800.347.4010

Lead Dust Wipe Analysis Report

[redacted]

Client: Cleveland Lead Compliance LLC
30700 Bainbridge Road #J
Solon, OH 44139

Received Date: 10/23/2025
Analyzed Date: 10/29/2025
Reported Date: 10/29/2025

Project/Test Address: [redacted]
Collection Date: 10/17/2025

[redacted]

Laboratory Results

Fax Number:

Lab Sample Number	Client Sample Number	Collection Location	Surface	Total Pb (ug)	Wipe Area (ft²)	Concentration (ug/ft²)	Narrative ID
25-10-04689-001	1	ENTRYWAY	FL	<4.00	1.00	<4.00	
25-10-04689-002	2	LR	FL	<4.00	1.00	<4.00	
25-10-04689-003	3	LR	SL	<4.00	0.111	<36.1	
25-10-04689-004	4	KT	FL	<4.00	1.00	<4.00	
25-10-04689-005	5	KT	SL	<4.00	0.111	<36.1	
25-10-04689-006	6	BR 2	FL	<4.00	1.00	<4.00	
25-10-04689-007	7	BR 2	SL	<4.00	0.111	<36.1	
25-10-04689-008	8	BR 3	FL	<4.00	1.00	<4.00	
25-10-04689-009	9	BR 3	SL	<4.00	0.111	<36.1	
25-10-04689-010	10	BARN	FL	<8.00	1.00	<8.00	L10

Sample Narratives:

L10: The Reporting Limit (RL) for this batch of samples is 8.0ug Total Pb.

Environmental Hazards Services, L.L.C

Client Number: [redacted]
Project/Test Address:

Lab Sample Number	Client Sample Number	Collection Location	Surface	Total Pb (ug)	Wipe Area (ft^2)	Concentration (ug/ft^2)	Narrative ID

Method: ASTM E-1979-17/EPA SW846 7000B

Accreditation #: OH 10028

Reviewed By Authorized Signatory: Melissa Kanode

Melissa Kanode

QA/QC Clerk

The Reporting Limit (RL) is 4.00 ug Total Pb. Dust wipe area and results are calculated based on area measurements determined by the client. All internal quality control requirements associated with this batch were met, unless otherwise noted.

The condition of the samples analyzed was acceptable upon receipt per laboratory protocol unless otherwise noted on this report. Results represent the analysis of samples submitted by the client. Sample location, description, area, etc., was provided by the client. Results reported above in ug/ft2 are calculated based on area supplied by the client. If the report does not contain the result for a field blank, it is due to the fact that the client did not include a field blank with their samples. These sample results do not reflect blank correction. This report shall not be reproduced except in full, without the written consent of Environmental Hazards Services, L.L.C.

ELLAP Accrediitation through AIHA LAP, LLC (100420), NY ELAP #11714.

Legend	ug = microgram	ug/ft^2 = micrograms per square foot	Pb = lead
	mL = milliliter	ft^2 = square foot	

ENVIRONMENTAL HAZARDS SERVICES, LLC

Lead Chain of Custody Form RISK ASSESSMENT

Company Name	Cleveland Lead Compliance LLC	Account #	[redacted]
Company Address	30700 Bainbridge Road Suite J.	City/State/Zip	Solon OH. 44139
Phone	[redacted]	Email	[redacted]
Project Name / Testing Address	[redacted]		
PO Number		Collected By	MATTHEW JACOBS [redacted]

Turn-Around Time: (●) 5 Day ( ) 3 Day ( ) 2 Day ( ) 1 Day ( ) Same Day / Weekend - Must Call Ahead

Do Submitted Dust Wipe Samples Meet ASTM E1792 Requirements? ☑ Yes ☐ No

NEW YORK CITY Pb DUST WIPE PROJECTS: Please take floor dust wipe samples using a 2 ft² wipe area.

SAMPLE TYPES				SAMPLE LOCATION ABBREVIATIONS										SURFACE TYPE FOR DUST WIPES			
Dust Wipe	DW	Air	A	Family Room	FR	Front	F	1st FL	1	Bath	BA	Bedroom	BR	Floor	FL	Window Well	WW
Paint Chip	PC	Soil	S	Living Room	LR	Rear	R	2nd FL	2	Dining	DR	Basement	O	Carpet	CP	Window Sill	SL
Composite Soil	CS	Composite Wipe	CW	Den	DN	Left	LT	Right	RT	Kitchen	KT						

LAB NUMBER	Client Sample ID	Collection Date	Sample Type	Collection Location [LR, KT, BA,]	Surface Type	Area: Length X Width (In Inches) [Provide paint chip area only if results are needed in mg/cm²]	Paint Chip: mg/cm²	Paint Chip: % by weight	Air: Total Time [minutes]	Air: Flow Rate [L/min]	Air: Total Volume [Liters]
1			W	ENTRYWAY	FL	12 X 12					
2			W	LR	FL	12 X 12					
3			W	LR	SL	2 X 8					
4		10/17	W	KT	FL	12 X 12					
5			W	KT	SL	2 X 8					
6			W	BR2	FL	12 X 12					
7			W	BR2	SL	2 X 8					
8			W	BR3	FL	12 X 12					
9			W	BR3	SL	2 X 8					
10			W	BARN	FL	12 X 12					
11			W		SL	X					
12			W		WW	X					
13			W			X					
14						X					

Released By: M. JACOBS [redacted] Date: 10/17/2025 Time: 12:00 PM

Signature: [redacted]

LAB USE ONLY – BELOW THIS LINE

Received By: Johnathan McElroy

Signature: Johnny McCoy

Date: 10/23/25 Time: 11:37 ☒ AM ☐ PM

☐ Portal Contact Added

[redacted]

7469 WHITEPINE RD, RICHMOND, VA 23237 (800)-347-4010

RESULTS VIA CLIENT PORTAL AVAILABLE @ www.leadlab.com

[redacted]

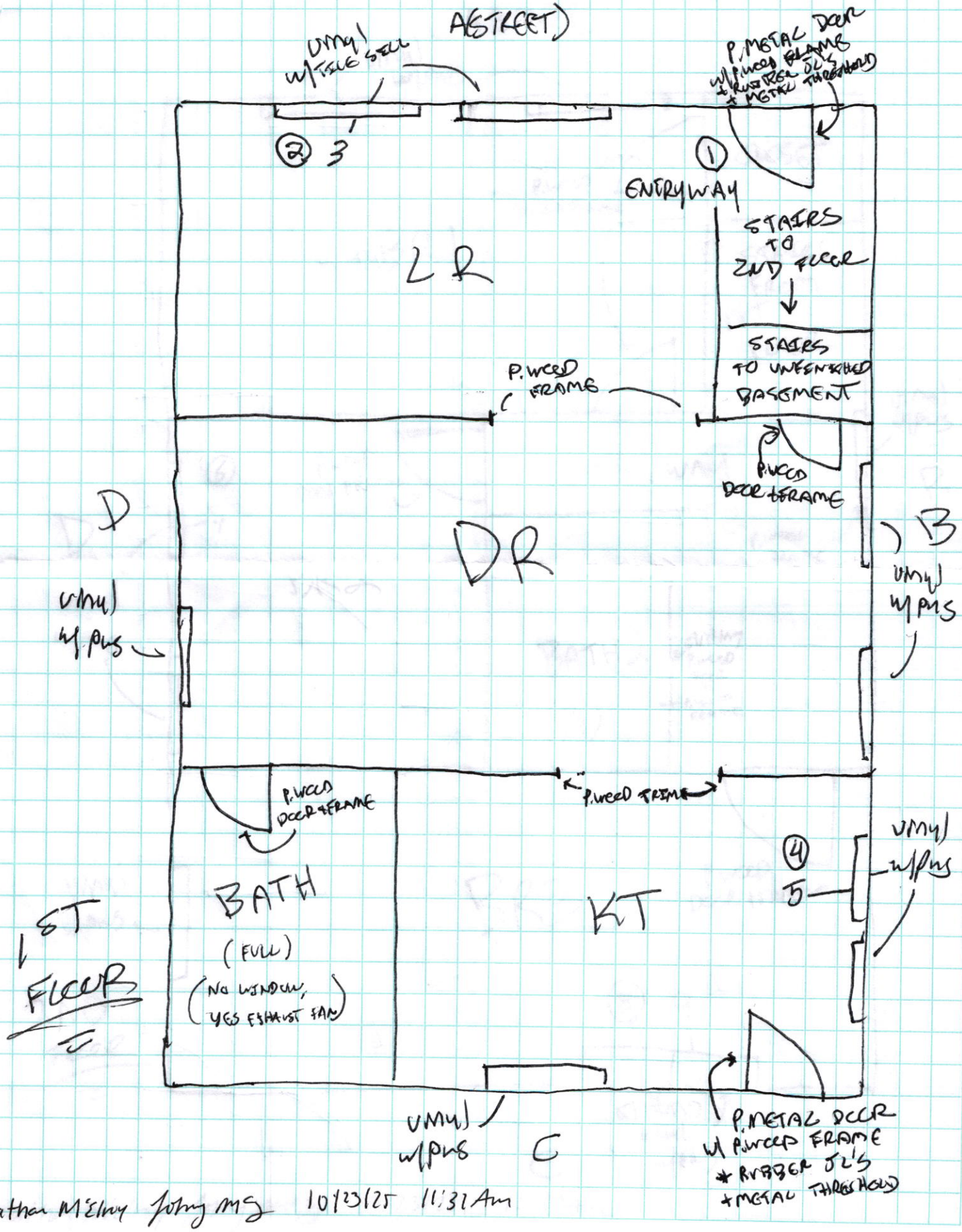

Johnathan McElroy Johnny McG 10/23/25 11:31 AM

[redacted]

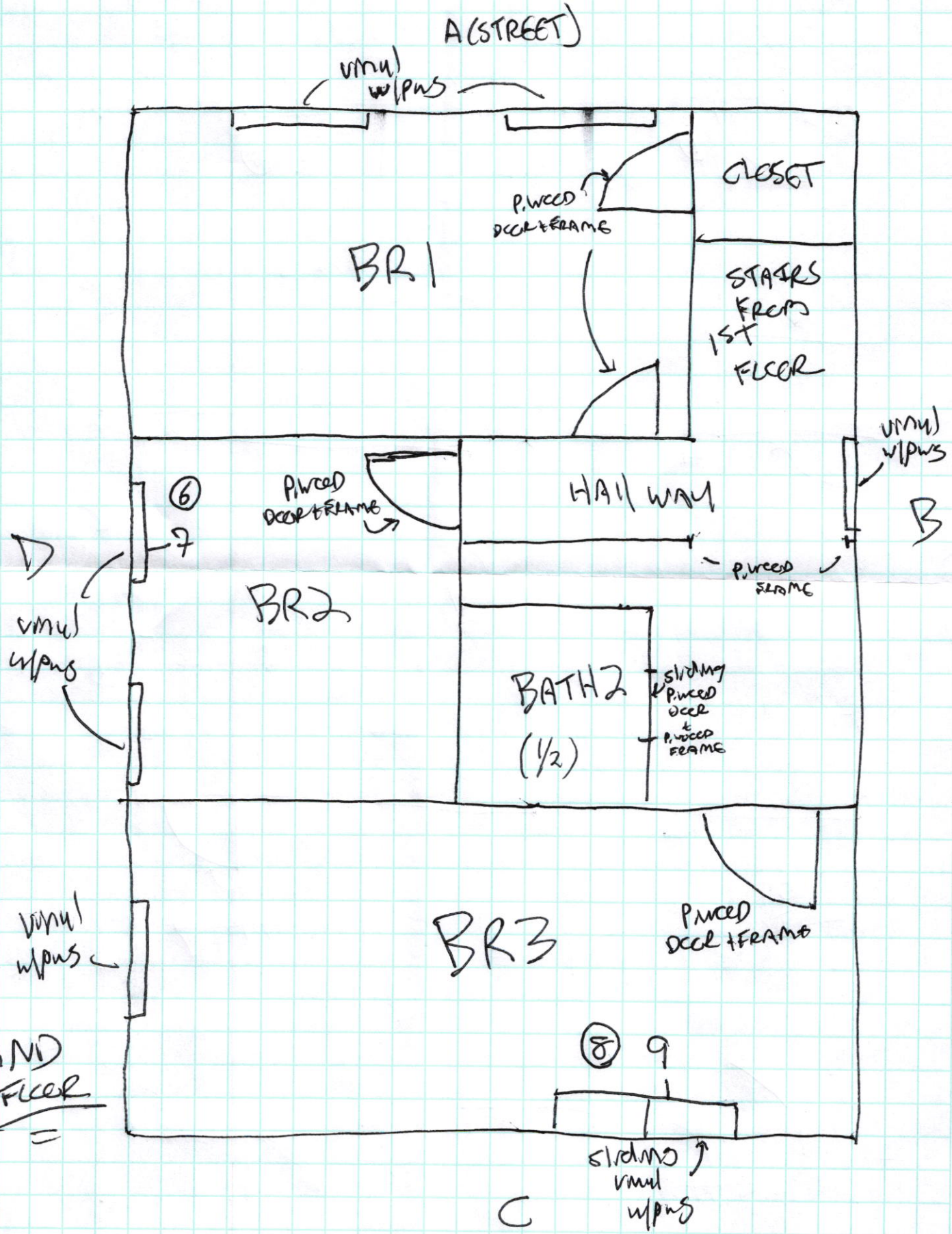

Johnathan McElroy Johnny McG 10-23-25 11:37 AM

[redacted]









[redacted]

POTENTIAL LEAD BASED PAINT HAZARDS

LEAD HAZARD SIDE/COMPONENT	LONG-TERM CONTROL OPTION(S)	TEMPORARY CONTROL OPTION(S)
EXTERIOR WINDOW CASING A,B,C,D	Remove/replacement Enclosure/encapsulation	FRICTION, NO TEMPORARY CONTROL
EXTERIOR DOOR CASING A,B,C,D	Remove/replacement Enclosure/encapsulation	FRICTION, NO TEMPORARY CONTROL
ENTRYWAY SIDE A	Remove/replacement Enclosure/encapsulation	FRICTION, NO TEMPORARY CONTROL
LR WINDOW SILLS A	Remove/replacement Enclosure/encapsulation	PAINT STABILIZATION
LR FLOOR ALL	Remove/replacement Enclosure/encapsulation	OBSERVE/MAINTAIN
KT WINDOW SILLS SIDE B AND C	Remove/replacement Enclosure/encapsulation	PAINT STABILIZATION
KT FLOOR ALL	Remove/replacement Enclosure/encapsulation	OBSERVE/MAINTAIN
BR2 DOOR FRAME SIDE C	Remove/replacement Enclosure/encapsulation	FRICTION, NO TEMPORARY CONTROL
BR2 DOOR THRESHOLD SIDE C	Remove/replacement Enclosure/encapsulation	FRICTION, NO TEMPORARY CONTROL
BR2 WINDOW SILLS SIDE C AND D	Remove/replacement Enclosure/encapsulation	PAINT STABILIZATION
BR2 FLOOR ALL	Remove/replacement Enclosure/encapsulation	OBSERVE/MAINTAIN
BR3 DOOR JAM SIDE A	Remove/replacement Enclosure/encapsulation	FRICTION, NO TEMPORARY CONTROL
BR3 DOOR THRESHOLD SIDE A	Remove/replacement Enclosure/encapsulation	FRICTION, NO TEMPORARY CONTROL
BR3 WINDOW SILLS SIDE C AND D	Remove/replacement Enclosure/encapsulation	PAINT STABILIZATION
DR WINDOW SILLS SIDE B AND D	Remove/replacement Enclosure/encapsulation	PAINT STABILIZATION
DR FLOOR ALL	Remove/replacement Enclosure/encapsulation	OBSERVE/MAINTAIN
BR3 FLOOR ALL	Remove/replacement Enclosure/encapsulation	OBSERVE/MAINTAIN
BA FLOOR ALL	Remove/replacement Enclosure/encapsulation	OBSERVE/MAINTAIN
BA DOOR JAM SIDE C	Remove/replacement Enclosure/encapsulation	FRICTION, NO TEMPORARY CONTROL
BA DOOR THRESHOLD SIDE BC	Remove/replacement Enclosure/encapsulation	FRICTION, NO TEMPORARY CONTROL
BA2 DOOR JAM SIDE C	Remove/replacement Enclosure/encapsulation	FRICTION, NO TEMPORARY CONTROL
BA2 DOOR THRESHOLD SIDE C	Remove/replacement Enclosure/encapsulation	PAINT STABILIZATION
BA2FLOOR ALL	Remove/replacement Enclosure/encapsulation	FRICTION, NO TEMPORARY CONTROL

Form 5.0 Questionnaire for a Lead Hazard Risk Assessment of an Individual Occupied Dwelling Unit.

(To be completed by risk assessor via interview with owner-occupant or, if a rental unit, an adult resident and, for questions 15 & 16, the owner.)

Property address: [redacted] VACANT

Apt. No.: _____ Unit is: Owner occupied_____ Renter occupied_____

Year of construction:_____ Prior LBP testing? (Y or N)_____

Name of owner interviewed: _____ Owner interview date: ___/___/____

Name of resident interviewed (if rental unit): _____ Interview date: ___/___/___

Name of risk assessor: _____

Children and Children's Habits

1. Do any children under age 6 live in the home or visit frequently? □ Yes □ No (*If no children under age 6, skip to Question 5.*)
2. If yes, how many? _____
3. Please provide the following information about each child under 6 to the extent you can.

	Child 1	Child 2	Child 3	Child 4
(a) Age:				
(b) Blood lead level:				
(c) Month/year of blood lead test:				
(d) Location of bedroom:				
(e) Main room where child eats:				
(f) Main room where child plays:				
(g) Main room where toys are stored:				
(h) Main locations where child plays outdoors:				

(If a resident child under age 6 has had an elevated blood lead level, an environmental investigation may be necessary [see Chapter 16 of the HUD Guidelines*].)*

4. (a) Do any children tend to chew on any painted surfaces, such as interior window sills?

□ Yes □ No

(b) If yes, where?_____

City of Cleveland
Lead Safe Certification Individual Occupied Dwelling Unit Questionnaire

Property address: [redacted] VACANT

Apt. No.: _____ Unit is: Owner occupied_____ Renter occupied_____
Year of construction:_____ Prior LBP testing? (Y or N)_____
Name of owner interviewed: _____ Owner interview date: ___/___/____
Name of resident interviewed (if rental unit): _____ Interview date: ___/___/___
Name of risk assessor: _____

Other Household Information and Family Use Patterns

5. Do women of child-bearing age live in the home? □ Yes □ No
7. (a) Which entrance is used most frequently?

   _____

   (b) What other entrances are used frequently?

   _____

8. Which windows are opened most frequently?

   _____

9. (a) Do you use window air conditioners?* □ Yes □ No (b) If yes, where?

   _____

   **Condensation underneath window air conditioners often causes paint deterioration.*

10. (a) Do you or any other household members garden? □ Yes □ No
    (b) If yes, where is the garden?

    _____

11. (a) Are you planning any landscaping activities that will remove grass or ground covering? □Yes □No
    (b) If yes, where?

    _____

12. (a) Which areas of the home get cleaned regularly?

    _____

    (b) Which areas of the home do not get cleaned regularly?

    _____

13. (a) Are any household members exposed to lead at work? □ Yes □ No
    [If no, go to question 14.]
    (b) If yes, are dirty work clothes brought home? □ Yes □ No
    (c) If they are brought home, who handles are dirty work clothes and where they placed and cleaned?

    _____

14. (a) Do you have pets? □ Yes □ No
    (b) If yes, do these pets go outdoors?

    _____

Building Renovations

15. (a) Were any building renovations or repainting done here during the past year? □ Yes X No
    (b) If yes, what work was done, and when?

    _____

    (c) Were carpets, furniture and/or family belongings present in the work areas? □ Yes X No
    (d) If yes, which items and where were they?

    _____

    (e) Was construction debris stored in the yard? □ Yes X No
    (f) If yes, please describe what, where and how was it stored.

    _____

16. (a) Are you conducting or planning any building renovations? □ Yes X No
    (b) If yes, what work will be done, and when?

    _____

VACANT

Ohio Department of Health

Lead Visual Assessment Form

As required by Ohio Administrative Code Chapter 3701-32-07(G)(3)

Property Owner Name		Date of Assessment
[redacted]		10/17/2025
Property Address	**City**	**State** / **Zip**
[redacted]	CLEVELAND	OH / [redacted]
Lead Risk Assessor Name		**Lead Risk Assessor License #**
MATTHEW JACOBS		[redacted]

A. OVERALL BUILDING CONDITION – GENERAL OBSERVATIONS

Condition	Yes	No	Notes
Roof missing parts of surfaces (tiles, boards, shakes, etc.)	☐	☑	
Roof has holes or large cracks	☐	☑	
Gutters or downspouts broken, missing or leaking	☐	☑	
Chimney masonry cracked, bricks loose or missing, obviously out of plumb	☐	☑	
Foundation has major cracks, missing material, structure leans, or visibly unsound	☐	☑	
Porch or steps have major elements broken, missing or boarded up	☐	☑	
Exterior siding and/or trim has missing boards, pieces, shingles, or rotted wood	☐	☑	
Exterior or interior walls have obvious large cracks or holes, requiring more than routine pointing (if masonry) or painting	☐	☑	
Water stains on interior walls or ceilings	☐	☑	
Walls, floors or ceilings deteriorated	☐	☑	
Two or more windows or doors broken, missing or boarded up	☐	☑	
Other:	☐	☑	

B. AREAS OF BARE SOIL

Location	Check all that apply			Notes
	Play Area	Non-Play Area[1]	Samples Collected	
NO BARE SOIL PRESENT ON PROOERTY	☐	☑	☐	BARE SOIL PRESENT ON PRERTY HAS BEEN COVERED BY MULCH
	☐	☐	☐	THE PROPERTY HAD A CAR ACCIDENT, CREATING BARE SOIL AS WELL AS WORK THAT WAS BEING DONE ON THE PIPES.
	☐	☐	☐	THE PROPERTY RECEIVED THE POLICE REPORT THAT ALLOWED THEM TO MOVE FORWARD TO COVER THE MULCH AND REMOVE BARE SOIL.
	☐	☐	☐	
	☐	☐	☐	
	☐	☐	☐	
	☐	☐	☐	

[1] If Non-Play Area is selected, list in "Notes" if bare soil is in dripline/foundation or rest of the yard.

Property Owner Name		Date of Assessment	
[redacted]		10/17/2025	
Property Address	**City**	**State**	**Zip**
[redacted]	CLEVELAND	OH	[redacted]

C. INTERIOR AND EXTERIOR SURFACES

Location – exterior or room equivalent, wall side, building component	Check all that apply: Surface Type – Friction	Impact	Chewable	Possible Causes – Moisture Problem	Deteriorated Substrate	Severe Heat	Other	Samples Collected	Paint Condition I = Intact Or D = Deteriorated	XRF Result mg/cm²	Notes
ALL INT. WALLS	☐	☐	☑	☐	☐	☐	☐	☐	I	N/A	
ALL INT. CEILINGS	☐	☐	☑	☐	☐	☐	☐	☐	I	N/A	
ALL INT. DOORS	☑	☑	☑	☐	☐	☐	☐	☐	I	N/A	
ALL INT. DOOR FRAMES	☐	☐	☑	☐	☐	☐	☐	☐	I	N/A	
ALL INT. WINODWS	☑	☑	☑	☐	☐	☐	☐	☐	I	N/A	
ALL INT. WINDOWFRAMES	☐	☑	☑	☐	☐	☐	☐	☐	I	N/A	
ALL BASEBOARDS/TRIM	☐	☐	☑	☐	☐	☐	☐	☐	I	N/A	
KITCHEN CABINETS	☑	☑	☑	☐	☐	☐	☐	☐	I	N/A	
ALL CABINETS/SHELVIN	☐	☑	☑	☐	☐	☐	☐	☐	I	N/A	
2FL STAIRWAY RAILING	☑	☑	☑	☐	☐	☐	☐	☐	I	N/A	
ALL CLOSET DOORS	☐	☐	☑	☐	☐	☐	☐	☐	I	N/A	
ALL CLOSET DOORS' TRIM	☐	☐	☑	☐	☐	☐	☐	☐	I	N/A	
LA, KT, BR2, BR3	☑	☑	☑	☐	☐	☐	☐	☐	I	N/A	
DR, BA, BR1, CLOSET, BA2, HALLWAY	☑	☑	☑	☐	☐	☐	☐	☐	I	N/A	

* If information above is already listed in a separate XRF report or document, indicate as such and attach the report or document to this visual assessment form.

Property Owner Name		Date of Assessment	
[redacted]		10/17/2025	
Property Address	**City**	**State**	**Zip**
[redacted]	CLEVELAND	OH	[redacted]

C. INTERIOR AND EXTERIOR SURFACES

Location – exterior or room equivalent, wall side, building component	Check all that apply: Surface Type: Friction	Surface Type: Impact	Surface Type: Chewable	Possible Causes: Moisture Problem	Possible Causes: Deteriorated Substrate	Possible Causes: Severe Heat	Possible Causes: Other	Samples Collected	Paint Condition I = Intact Or D = Deteriorated	XRF Result mg/cm²	Te Notes
HOUSE SIDING	☐	☐	☑	☐	☐	☐	☐	☐	I	N/A	
PORCH FLOORS	☐	☑	☑	☐	☐	☐	☐	☐	I	N/A	
PORCH STEPS	☐	☑	☑	☐	☐	☐	☐	☐	I	N/A	
PORCH RAILINGS	☐	☑	☑	☐	☐	☐	☐	☐	I	N/A	
EXT. DOORS	☑	☑	☑	☐	☐	☐	☐	☐	I	N/A	
EXT. DOOR FRAMES	☐	☐	☑	☐	☐	☐	☐	☐	I	N/A	
EXT. WINDOWS	☐	☑	☑	☐	☐	☐	☐	☐	I	N/A	
EXT. WINDOW TRIM	☐	☐	☑	☐	☐	☐	☐	☐	I	N/A	
EAVES/SOFFITS/FASCIA	☐	☐	☑	☐	☐	☐	☐	☐	I	N/A	
EXT. HOUSE FOUNDATION	☐	☐	☑	☐	☐	☐	☐	☐	I	N/A	
BARE SOIL	☐	☐	☑	☐	☐	☐	☐	☐	I	N/A	BARE SOIL COVERED. NO BARE SOIL PRESENT ON PROPERTY
	☐	☐	☐	☐	☐	☐	☐	☐			
	☐	☐	☐	☐	☐	☐	☐	☐			
	☐	☐	☐	☐	☐	☐	☐	☐			

* If information above is already listed in a separate XRF report or document, indicate as such and attach the report or document to this visual assessment form.

MyPLACE

Cuyahoga County, Ohio - Property Summary Report

[redacted]

Owner [redacted]
Address

Land Use
Description
Neighborhood Code

SKETCH

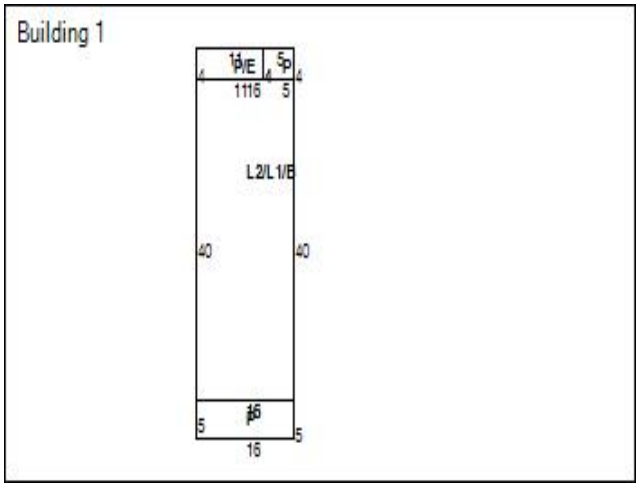

MAP VIEW

Map Image

BUILDING INFORMATION

Building Record Number	1	Occupancy	1-FAMILY	Story Height	2
Style	COLONIAL	Year Built	1900	Exterior Walls	ALUM/VINYL
Condition	FAIR	Construction Quality	C / AVERAGE	Roof Type	GABLE
Roof Material	ASPH-SHINGLE	Heat Type	FORCED-AIR	Air Conditioning	NONE
Attic Type	NONE	Basement Type	BASEMENT	Basement Square Feet	640
Basement Finished	No	Rooms	8	Bedrooms	3
Bathrooms (Full/Half)	2/0	Garage Type	NONE	Garage Capacity	
Year Garage Built		Garage Size		Living Area Basement	
Living Area 1	640	Living Area 2	640	Living Area Upper	
Living Area Total	1,280	Floor Location		Party Wall	

LAND

Code	Frontage	Depth	Acreage	Sq Ft
PRM	21	187	0.09	3,927

IMPROVEMENTS

Type	Description	Size	Height Depth

SALES

[redacted]

Information included on this report is believed to be accurate, but is not guaranteed. Cuyahoga County is not liable for errors or omissions.

State of Ohio
Department of Health
Lead Program

Lead Risk Assessor



License Number

[redacted]

Expiration Date

05/13/2026

DOB 09/17/1991

Matthew G Jacobs

[redacted]

Card not valid if altered

This certification is issued pursuant of Chapter 3742 of the Revised Code and 3701-32 of the Ohio Administration Code

Ongoing Monitoring and Maintenance

Everyone knows that paint deteriorates over time. Paint also chips and scrapes off (i.e., when closing a door, moving heavy objects or sliding furniture across a painted porch deck.) Paint is also rubbed off when opening and closing windows and doors. In short, the three major sources of paint dust in an older home are deteriorated paint, impact surfaces and friction surfaces.

If there is a layer of lead-based paint under these painted surfaces, each time one of the above things happens some lead-based paint dust is generated. When this dust settles onto floors, windowsills, bare soil and/or other horizontal surfaces, it can be easily ingested by younger children. Why? Just picture a younger child as they crawl and begin to walk... their wet hands and toys are constantly touching these surfaces and then going into their mouths.

A clearance examination is only a snapshot of the property on the date that the visual assessment was completed and dust samples were collected. Further, these dust samples are only collected in four rooms plus a main entrance area. Friction and impact surfaces can potentially produce lead-based dust in the future. New bare spots in the soil under painted surfaces can collect lead dust. Finally, all paint deteriorates over time, and layers of pre-1978 lead-based paint can fall to a horizontal surface.

Both owners and occupants have important ongoing roles to help make a property lead-safe.

Owner's role in making a home lead-safe (a partial list)

1. **Inspect the property for deteriorated paint annually and at each occupant turnover**
2. Use an RRP-certified contractor and/or RRP certified workers to address this deteriorated paint (EPA's Renovation, Repair and Painting rule – see footnote). If surface prep work is not done in a lead-safe manner, the lead-paint dust problem is made worse, not better.
3. Also inspect annually for bare soil. Pay special attention to play areas and soil within three feet of foundations and painted structures. The lowest-cost way to address bare soil is to plant grass or cover with a generous layer of mulch (or equivalent).
4. Identify doors that rub and painted steps / floors. Steps can be covered with rubber treads. Doors can be shaved and rehung using RRP techniques.
5. Windows, and especially old double-hung sashes, generate a lot of dust whenever opened. Short-term, these problems can be addressed by installing jamb-liners and/or shaving the paint off the edges of the sashes and stops, using RRP techniques. Longer term, create and implement a capital improvement plan for replacement windows.
6. Also create a capital improvement plan for vinyl siding and covering or replacing porch floors.

Occupant's role in making a home lead-safe (a partial list)

1. Clean all horizonal surfaces frequently – especially in rooms, hallways, stairways and entranceways where younger children crawl and walk around.
2. Wash children's hands and toys frequently, and always before eating
3. Shoes and paws track in lead dust. Take off shoes at the door. Clean your pet's paws.
4. Wooden porches can have a LOT of lead dust. Don't let children play on porches unless the porch has been thoroughly cleaned.
5. Report deteriorate paint to owner. Don't tackle any project that disturbs paint.

FOOTNOTE: 8-hour RRP courses are often free. The essence of RRP is to keep people out of the work area, minimize & contain dust, and thoroughly clean up afterwards. RRP techniques involve the use of lots of plastic (drop cloths and dust barriers), wet sanding/scraping and using both a HEPA vacuum and wet washing afterwards.

APPENDIX I – GLOSSARY OF TERMS

Abatement:
A measure or set of measures designed to permanently eliminate lead-based paint hazards or lead-based paint. Abatement strategies include the removal of lead-based paint, enclosure, encapsulation, replacement of building components coated with lead-based paint, removal of lead contaminated dust, and removal of lead contaminated soil or overlaying of soil with a durable covering such as asphalt (grass and sod are considered interim control measures). All of these strategies require preparation; cleanup; waste disposal; post-abatement clearance testing; recordkeeping; and, if applicable, monitoring. (For full EPA definition, see 40 CFR 745.223).

Bare soil:
Soil not covered with grass, sod, some other similar vegetation, or paving, including the sand in sandboxes.

Chewable surface:
An interior or exterior surface painted with lead-based paint that a young child can mouth or chew. A chewable surface is the same as an "accessible surface" as defined in 42 U.S.C. 4851b(2). Hard metal substrates and other materials that cannot be dented by the bite of a young child are not considered chewable.

Deteriorated paint:
Any paint coating on a damaged or deteriorated surface or fixture, or any interior or exterior lead-based paint that is peeling, chipping, blistering, flaking, worn, chalking, alligatoring, cracking, or otherwise becoming separated from the substrate.

Drip line/foundation area:
The area within 3 feet out from the building wall and surrounding the perimeter of a building.

Dust-lead hazard: Surface dust in residences that contains an area or mass concentration of lead equal to or in excess of the standard established by the EPA under Title IV of the Toxic Substances Control Act. EPA standards for dust-lead hazards, which are based on wipe samples, are published at 40 CFR 745.65(b); as of the publication of this edition of these *Guidelines,* these are 40 $\mu g/ft^2$ on floors and 250 $\mu g/ft^2$ on interior windowsills. Also called lead-contaminated dust.

Friction surface:
Any interior or exterior surface, such as a window or stair tread, subject to abrasion or friction.

Garden area:
An area where plants are cultivated for human consumption or for decorative purposes.

Impact surface:
An interior or exterior surface (such as surfaces on doors) subject to damage by repeated impact or contact.

Interim controls:
A set of measures designed to temporarily reduce human exposure or possible exposure to lead-based paint hazards. Such measures include, but are not limited to, specialized cleaning, repairs, maintenance, painting, temporary containment, and the establishment and operation of management and resident

education programs. Monitoring, conducted by owners, and reevaluations, conducted by professionals, are integral elements of interim control. Interim controls include dust removal; paint film stabilization; treatment of friction and impact surfaces; installation of soil coverings, such as grass or sod; and land use controls. Interim controls that disturb painted surfaces are renovation activities under EPA's Renovation, Repair and Painting Rule.

Lead-based paint:
Any paint, varnish, shellac, or other coating that contains lead equal to or greater than 1.0 mg/cm^2 as measured by XRF or laboratory analysis, or 0.5 percent by weight (5000 mg/g, 5000 ppm, or 5000 mg/kg) as measured by laboratory analysis. (Local definitions may vary.)

Lead-based paint hazard:
A condition in which exposure to lead from lead contaminated dust, lead contaminated soil, or deteriorated lead-based paint would have an adverse effect on human health (as established by the EPA at 40 CFR 745.65, under Title IV of the Toxic Substances Control Act). Lead-based paint hazards include, for example, **paint-lead hazards**, **dust-lead hazards**, and **soil-lead hazards**.

Paint-lead hazard:
Lead-based paint on a friction surface that is subject to abrasion and where a dust-lead hazard is present on the nearest horizontal surface underneath the friction surface (e.g., the window sill, or floor); damaged or otherwise deteriorated lead-based paint on an impact surface that is caused by impact from a related building component; a chewable lead-based painted surface on which there is evidence of teeth marks; or any other deteriorated lead-based paint in any residential building or child-occupied facility or on the exterior of any residential building or child-occupied facility.

Play area:
An area of frequent soil contact by children of under age 6 as indicated by, but not limited to, such factors including the following: the presence of outdoor play equipment (e.g., sandboxes, swing sets, and sliding boards), toys, or other children's possessions, observations of play patterns, or information provided by parents, residents, care givers, or property owners.

Soil-lead hazard:
Bare soil on residential property that contains lead in excess of the standard established by the EPA under Title IV of the Toxic Substances Control Act. EPA standards for soil-lead hazards, published at 40 CFR 745.65(c), as of the publication of this edition of these *Guidelines,* is 400 µg/g in play areas and 1,200 µg/g in the rest of the yard. Also called lead-contaminated soil.

APPENDIX J - KEY UNITS OF MEASUREMENT

Gram (g or gm):
A unit of mass in the metric system. A nickel weighs about 1 gram, as does a cube of water 1 centimeter on each side. A gram is equal to about 35/1000 (thirty-five thousandths of an ounce). Another way to think of this is that about 28.4 grams equal 1 ounce.

mg (microgram):
A microgram is 1/1000th of a milligram. To put this into perspective, a penny weighs 2 grams. To get a microgram, you would need to divide the penny into two million pieces. A microgram is one of those two million pieces.

mg/dL (microgram per deciliter):
used to measure the level of lead in children's and worker's blood to establish whether intervention is needed. A deciliter is a little less than a half a cup.

mg/ft^2 (micrograms per square feet):
The unit used to express levels of lead in dust samples. All reports should report levels of lead in dust in mg/ft^2.

mg/cm^2 (milligrams per square centimeter):
Used to report levels of lead in paint thru XRF testing.

ppm (parts per million):
Typically used to express the concentrations of lead in soil. Can also be used to express the amount of lead in a surface coating on a mass concentration basis. This measurement can also be shown as: mg/g, mg/kg or mg/l.

ppb (parts per billion):
Typically used to express the amount of lead found in drinking water. This measurement is also sometimes expressed as: mg/L (micrograms per liter).

EPA/HUD LEAD-BASED PAINT AND LEAD-BASED PAINT HAZARD STANDARDS

Lead-Based Paint (may be determined in either of two ways)
Surface concentration (mass of lead per area) 1.0 µg/cm^2
Bulk concentration (mass of lead per volume) 0.5%, 5000 mg/g, or 5000 ppm

Dust-thresholds for Lead-Contamination
Floors - 10 mg/ft^2
Interior Window Sills - 100 mg/ft^2
Window Wells (Troughs) (Clearance Examination Only) - 100 mg/ft^2

Soil-thresholds for Lead Contamination
Play areas used by children under age 6 400 mg/g, or 400 ppm
Other areas 1200 mg/g, or 1200 ppm

APPENDIX K – RESOURCES FOR ADDITIONAL INFORMATION ON LEAD-BASED PAINT HAZARDS

National Lead information Center & Clearinghouse:
1-800-424 LEAD
www.epa.gov/lead/pubs/nlic.htm

Centers for Disease Control and Prevention Lead Program:
www.cdc.gov/lead
Toll-free CDC Contact Center: 800-CDC-INFO; TTY 888-232-6348

Consumer Product Safety Commission
www.cpsc.gov
Toll-free consumer hotline: 1-800-638-2772; TTY 301-595-7054

Environmental Protection Agency Lead Program:
www.epa.gov/lead
202-566-0500

HUD Office of Healthy Homes and Lead Hazard Control:
www.hud.gov/offices/lead
202-402-7698

Any state Department of Health and Environment, Lead Poisoning Prevention Program
depthealth.state.an/lead/

Hearing- or speech-challenged individuals may access the federal agency numbers above through TTY by calling the toll-free Federal Relay Service at 800-877-8339; see also http://www.federalrelay.us/tty.