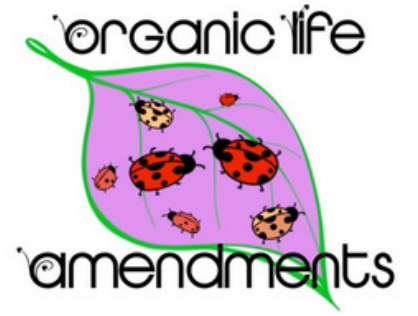


How to Compost

Easy to follow instructions

1. Getting set up

You've received your Composting Starter Kit—now let's set it up! Start by placing the 2-gallon kitchen caddy on your counter to collect food scraps. We suggest keeping the 5-gallon bin under the sink, in the garage, or just outside an entrance for easy access. Its secure, airtight lid will keep pests out.



2. Time to Compost

It's time to start composting! We recommend filling your kitchen caddy each day with items from our approved compostables list, which you can find in your composting guide, or in the FAQ section of our website. Every 2-3 days, empty the caddy into your 5-gallon bin. Have questions about an item that's not on our list? Just email or text us, and we'll respond as soon as possible.



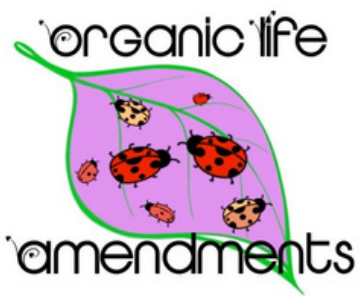
3. Pickup Day

On your scheduled collection day, please place your 5-gallon compost bin near the front entrance of your building or residence by 7 a.m. Avoid leaving it curbside, as this could cause confusion with regular trash services. Collection happens between 7 a.m. and 10 p.m., so pickup may take a few hours. If you have questions about your pickup, feel free to call or text us. For safety, we don't collect from backyards or back porches, and we ask that your bin is visible from the street so our drivers don't miss it. Out of town and can't participate in your weekly pickup? Let us know, and we'll credit your account five dollars to thank you for helping improve our routes.



4. From Waste to Wellness

Your food scraps and organics are turned into nutrient-rich compost, while some are separated and fed to our worm farm to produce beneficial worm castings. By composting, you're helping to close the local food loop, enrich the environment, and reduce reliance on chemical fertilizers. As our program grows, you're also supporting more farmers in accessing high-quality, locally-made compost!



What I **CAN** Put in my Compost Bin.

Food Waste

- COFFEE GROUNDS & FILTERS
- BPI CERTIFIED COFFEE PODS*
- NON-SYNTHETIC TEA BAGS
- EGGS & EGGSHELLS
- MEAT & SEAFOOD (incl. bones, shells, & raw) FRUITS & VEGGIES (incl. stems, skins, pits, seeds, corn cobs, fruit from trees) (stickers removed)
- DAIRY (cheese, yogurt, etc.)
- PASTA, GRAINS & BREAD
- COOKIES, CAKE & CANDY
- NUT & COCONUT SHELLS
- PROCESSED FOODS

Household Items

- WOOD (toothpicks, popsicle sticks, chopsticks, sawdust, small wood fruit containers)
- STOVE, GRILL & FIREPLACE ASH (please tie off bag)
- COTTON BALLS (no bodily fluids)
- WINE CORKS (real cork, not plastic!)
- PET FOOD
- HAIR, FUR, FEATHERS (human & animal)
- HOUSE PLANTS & FLOWERS
- Please do not include diseased plants or items treated with herbicides or pesticides.

Food Soiled Paper & Compostables

Clean paper and cardboard are better recycled. We take the following items that are food soiled, but not chemical or cleaner soiled.

NAPKINS & PAPER TOWELS (used on food or w/ organic certified household cleaner).

- TISSUES (no bodily fluids incl. nasal mucus)
- EGG CARTONS & PAPER TOWEL TUBES
- NEWSPAPER for wrapping food (recycle otherwise)
- CARDBOARD SOILED Pizza Boxes - MUST BE TORN INTO PIECES THAT FIT INTO YOUR BIN

*Compostable products must be BPI certified. Items that say biodegradable, compostable or ASTM-6400 alone are NOT accepted. Look for this logo, check the search tool on each website, or contact the product company if unsure



COMPOSTABLE
IN INDUSTRIAL FACILITIES

Check locally, as these do not exist in many communities. **Not suitable for backyard composting.** CERT # SAMPLE



What I **CAN NOT** Put in my Compost Bin.

Packaging

- ABSOLUTELY NO PLASTIC: cups, containers, food & candy wrap, chip bags, shopping bags, garbage bags, produce bags, plastic wrap, cellophane etc.
- ABSOLUTELY NO CARTONS: milk, ~~juice~~,-stable cream, cream, broth & soup containers (they have hidden plastic & foil components)
- NO PRODUCE STICKERS,
- RUBBER BANDS, TIES & ALL PRODUCE & MEAT PACKAGING
- NO MEAL BOX INSULATION
- NO BIODEGRADABLE PACKING PEANUTS
- NO TAKEOUT CONTAINERS & CUPS (most are not compostable, check if certified compostable*)

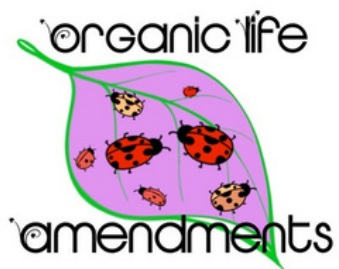
Household Items

- NO BODILY FLUID (blood, mucus, snot)
- NO USED COMPOSTABLE DIAPERS (sorry!)
- NO PET WASTE (incl. cat litter)
- NO DEAD ANIMALS
- NO treated GRASS CLIPPINGS (unless subscribed to an approved organic yard care partner and we can take it!)
- NO LAUNDRY LINT & DRYER SHEETS
- NO TEXTILES
- NO DENTAL FLOSS, Q-TIPS, SANITARY PRODUCTS
- NO LIQUIDS OR OILS

Paper

- NO SHREDDED PAPER (Recycle)
- NO MAIL, ENVELOPES, SHINY PAPER, MAGAZINES, CEREAL BOXES (due to colored ink & plastics)
- NO PLASTIC or WAXED CARDBOARD
- NO WAX or PARCHMENT PAPER (unless certified*)
- NO CHEMICALLY-SOILED PAPER (baby & disinfectant wipes, paper used w/ chemical cleaners, house paint, machine oil, etc.)





What if I have extra food waste?

Please make sure everything fits in your bin. If you exceed this capacity regularly, contact us to purchase additional bins for a minimal fee. If you are planning a party, and will need extra compostable waste picked up, please let us know and we can help tailor a waste plan to fit your needs for that week.

Ways to reduce bugs and smells

- Keep the inside of your bin dry! Squeeze out tea bags for example.
 - Rinse the countertop container after emptied and let dry.
 - Put baking soda on the bottom of the bin Use your compostable liners, tying off helps
 - Keep bin out of the sun
 - Freeze scraps from earlier in the week
 - then place in your bin on pickup day
 - Wrap meat/fish in newspaper like a burrito

Holiday Schedule

For most cities, the only holidays we may take off are Thanksgiving and Christmas. On those holidays you may have a schedule delay. We will email you ahead of time with the adjusted schedule. If your pickup day falls on any other holiday, please remember to put out your bin.

Still have question about whether or not something is compostable?

Email, text, or call: info@organiclifeamendments.com (910) 416-4910

