




I'm not robot

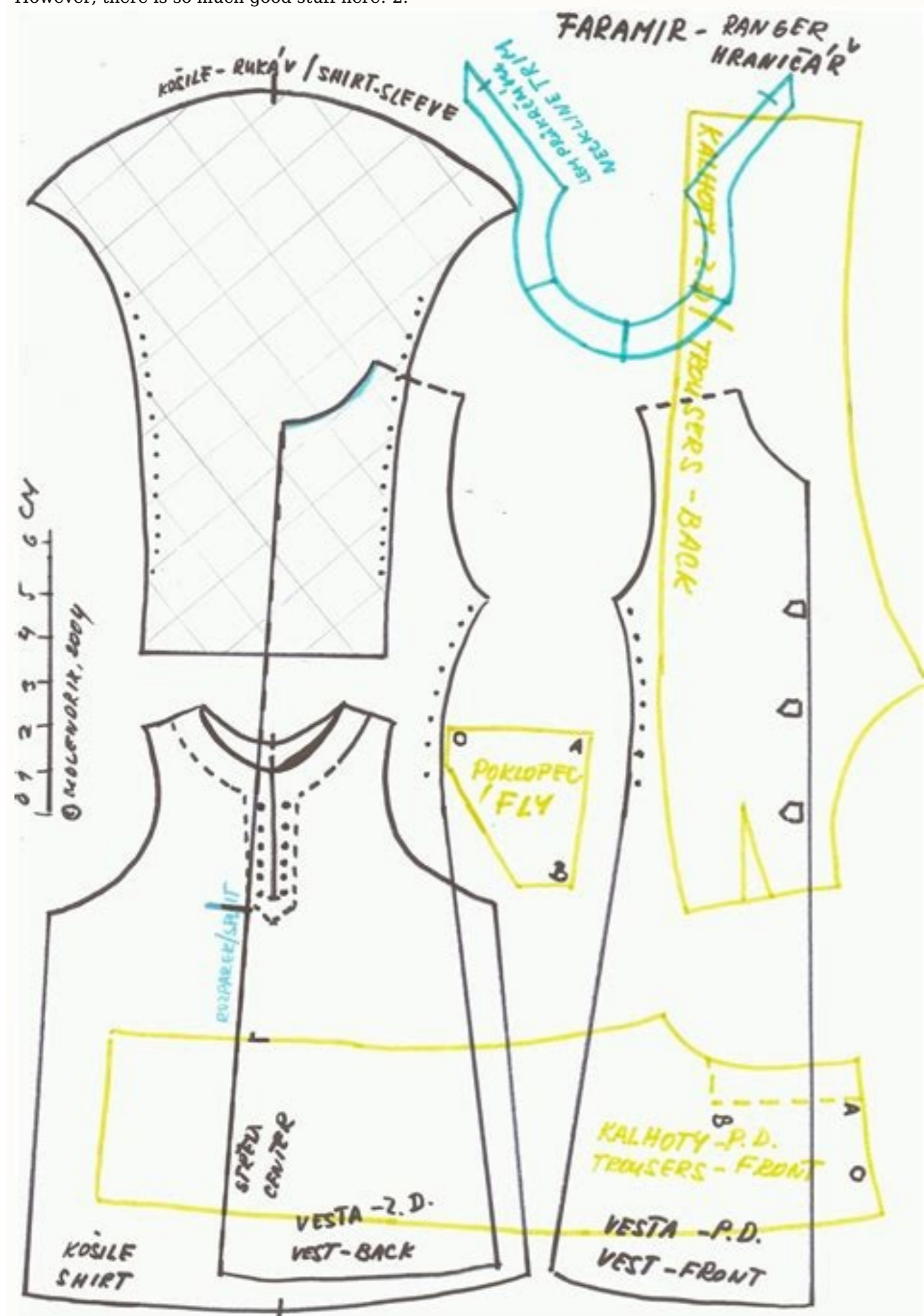


reCAPTCHA

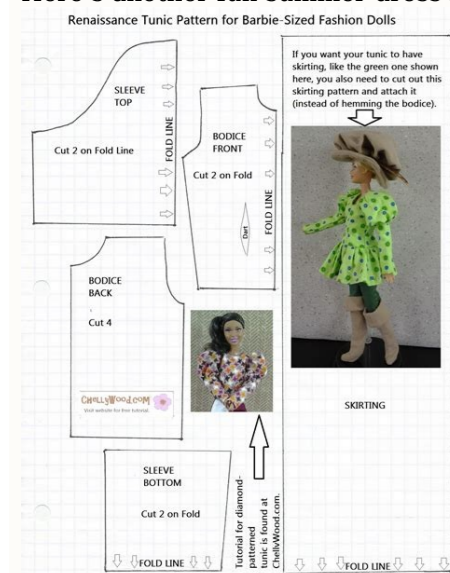
Continue

Template printable barbie clothes patterns pdf

Here you'll find free, downloadable, printable sewing patterns for Mattel's Barbie and other 11 inch fashion dolls. Chelly Wood May 25, 2023 May 21, 2023 3 Comments Chelly Wood May 19, 2023 May 14, 2023 Leave a comment Chelly Wood May 18, 2023 May 13, 2023 3 Comments Chelly Wood May 17, 2023 May 12, 2023 Leave a comment Chelly Wood May 4, 2023 April 29, 2023 1 Comment Chelly Wood April 20, 2023 April 14, 2023 1 Comment Chelly Wood April 6, 2023 April 2, 2023 2 Comments Old Patterns from Chelly's Collection, Vintage Barbie, Vintage Ken Chelly Wood April 3, 2023 March 31, 2023 2 Comments Chelly Wood March 30, 2023 April 14, 2023 4 Comments Chelly Wood March 23, 2023 March 20, 2023 3 Comments Chelly Wood March 21, 2023 March 31, 2023 Leave a comment Chelly Wood March 17, 2023 March 16, 2023 Leave a comment Visit CreativeSpark.CTpub.com or ChellyWood.com to learn more about Chelly Wood's class entitled, "How to Alter Doll Clothes Patterns." My Froggy Stuff / Youtube Head to YouTube to watch how My Froggy Stuff makes gorgeous dresses without a pattern! She walks you through the process, then shows how to adapt the dresses into other styles. Once you learn this technique, the possibilities are endless. [chase_sapphire_preferred_benefits.pdf](#) Be sure to check out the many other video tutorials from My Froggy Stuff, including how to make miniature furniture, accessories, and more. Red Carpet Dress Video Tutorial from My Froggy Stuff via Youtube This post may contain affiliate links, which means I'll receive a commission if you purchase through my links, at no extra cost to you. Please read full disclosure for more information. My daughter this year decided she wanted Barbies and lots of Barbie clothes for Christmas. I never got into Barbies or other plastic dolls as a child, so I have no old clothes to give her. I also don't have a lot of experience sewing clothes for 11.5" fashion dolls. (I LOVE sewing doll clothes for her 18" doll, though!) So, my master plan to make Barbie a wardrobe is to rummage around my scrap fabric bin and sew clothes so her new doll can be dressed to impress after Christmas. After all, the pickings for branded Barbie doll clothes patterns and pre-made Barbie clothes are nonexistent at our local stores. What's a mom to do when she can't find a great ready-to-wear wardrobe? [zoology_practical_class_12.pdf](#) As I don't have any experience drafting 11.5" doll clothes patterns to sew, I started searching for free patterns for clothes for 11"-11.5" plastic fashion dolls such as Barbie to get some quick basic pieces sewn. So, if you are new to sewing clothes for fashion dolls as well or are just looking for new inspiration, I've put together a list of free patterns to sew for your 11" doll (ex: Barbie)! Image source: Canva Pro (And as a quick disclaimer, these are not Barbie®-branded clothes patterns, I am not affiliated with Mattel in any way, and I am not selling any material goods here—these are all free patterns offered by fellow bloggers to help you clothe your plastic fashion doll!) 20+ Free Clothes Patterns to Sew for 11.5" Plastic Dolls Like Barbie Image source: Canva Pro Since all plastic fashion dolls are slightly different sizes, some of these free doll clothes patterns may need brief pattern adjustments before sewing. Either that or choose patterns with knit fabrics, which are much more forgiving on the variety of doll body shapes! Skirt and Dress Patterns that Fit Barbies – Free Printables & Tutorials Image source: Canva Pro 1. [taiga_food_web_worksheet_answers_key_worksheet_answers_key](#) Browse through this HUGE selection of free 11" doll clothes patterns from Chellywood. [54708216974.pdf](#) You may have to do a little digging and hunting around the site to find the tutorials and patterns. However, there is so much good stuff here! 2.



This flowy skirt pattern from Craftiness is Not Optional can be easily dressed up with added trim or other accessories to make a fun statement piece for your doll. 3. Sew this vintage dress from Handmade Kids using just four fabric pieces and two pieces of trim. This is such a cute summer dress! 4. Here's another fun summer dress for a Sindy doll or 11" doll from A Rose Tinted World. I love the cute fastener on the back of the dress. 5.



This simple A-Line skirt from Sewing and Pattern is a great place to start for beginners and would make a nice addition to a doll's closet. You can also grab an A-Line dress pattern, strapless sundress, and a free wedding dress pattern from the same designer! The only issue with this site, though, is the patterns don't have test squares for reference to know if I'm printing at the right scale. It might be worth the troubleshooting, though, to get some cute outfits sewn! 6. There are a lot of options to change up this dress pattern from Craftiness is Not Optional: strapless, cap sleeve, ribbon spaghetti straps. This would be a cute addition to any doll's wardrobe! 7. Sew a denim skirt from an upcycled denim scrap from this tutorial featured on AllFreeCrafts. This is an easy sewing project for me because I have a ton of scrap denim! 8. Make a sock dress (from The Moody Fashionista) using an old children's sock. This is actually a no-sew pattern for fashion dolls because the author used a glue gun to attach embellishments! 9. If you don't want an actual pattern and instead want to fit the outfit based directly on your doll, check out this strapless dress from Happier Than a Pig in Mud. [dragon_city_save_game_download.pdf](#) The tutorial will guide you in fitting the pattern to your doll. Free Shirts, Jeans, and Shorts Patterns for 11" Fashion Dolls Image source: Canva Pro 1. This knit t-shirt free pattern from Pixie Faire is one of the few knit patterns I've been able to find. I like sewing with knits because while they might be a bit trickier to stitch with a sewing machine, they are much more forgiving with sizing! And every millimeter of imprecision may make a difference in the sizing on such a small doll! 2. Here's a simple cap-sleeve top from Craftiness is Not Optional. It's made from woven fabric and can be sewn in no time at all. 3. From Sew What Yvette, here's a nice leggings pattern for a plastic fashion doll. Barbie can't wear dresses all the time and needs some more functional clothes in her wardrobe! Full Outfits and Collections Image source: Canva Pro 1. From Ageberry, check out this free doll skirt and shirt pattern. It also comes with a free SVG file to use when making this outfit for your doll. This is so fun if you have a Cricut and don't want to cut those small fabric pieces yourself! 2. If you look through Emby Quinn, you'll find a wide selection of downloadable patterns. If you're a beginner, you might have difficulty sewing them. This is because there are only written instructions rather than full picture tutorials. Free Accessory Sewing Patterns Image source: Canva Pro Make this fun mermaid tail and top from Sew Spoiled using an old swimsuit or a small scrap of fabric! My daughter was a mermaid for Halloween this year, so she will love this! And that's it for now! As I find more or make some of my own, I'll keep adding to this list of free clothes patterns to sew for your plastic doll (like Barbie)! If you're looking for patterns for bigger dolls, check out my mega list of free printable doll clothes patterns. And, you might enjoy downloading some of these free sewing patterns for toddlers, too! For your free patterns and tutorial videos, please scroll down to the second set of bullets. Yesterday I posted the patterns and tutorial video for making three styles of pants or jeans to fit 11.5 inch (29 cm) dolls like Barbie. Today I'm including those jeans patterns, plus a pattern for a simple T-shirt, and links to the tutorials for making both the straight-leg jeans and the tee, as one complete outfit. To make the T-shirt, you will need some jersey fabric and size 4/0 Dritz snaps. To make the pull-on pants, you'll need some cotton fabric (lightweight stretch denim is a good choice) and 1/8 inch elastic. Today's patterns will fit these dolls: Feel free to pin, like, or tweet about my free patterns and tutorials. If you can't find a specific pattern, just submit a question to me directly. Here's another great photo to add to your Pinterest boards: Visit ChellyWood.com for free printable sewing patterns for making doll clothes to fit dolls of many shapes and all different sizes. Credit: Queens of Africa dolls are products offered by the Slice by Cake company, which holds the trademark for them (™). They were designed by Taofick Okoya. Please visit the Queens of Africa website to learn more about their company and its trademarked toys, books, and fashions. [48291744834.pdf](#) Barbie, MTM Barbie, Francie, and Vintage Barbie dolls are products offered by Mattel, which holds the registered trademark for them (™). Please visit the Mattel Toys website to learn more about their company and its trademarked toys. Liv dolls were products designed and distributed by the Spin Master company, which still makes dolls and toys today (although the Liv dolls are no longer in production at the time of this blog post). The Spin Master company held the trademark for the Liv Dolls (™). [5016405377.pdf](#) Please visit the Spin Master Toys and Games website to learn more about their company and its trademarked toys and games. Please be aware that the Chelly Wood animated doll is a Spin Master Liv doll that has been re-painted and had its wig colored to appear to look like the real doll clothing designer, Chelly Wood. This was done as a creative project by Chelly's daughters, and the Spin Master Toys and Games company was not involved in the doll's makeover in any way. Disney Princess dolls are products offered by the Disney corporation, which holds the trademark for them (™). Please visit the Disney Toys website to learn more about their company and its trademarked toys.