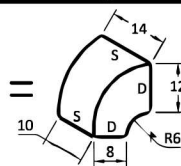
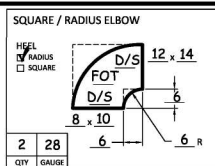


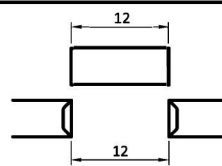


Customer Name \_\_\_\_\_  
 Job PO: \_\_\_\_\_  
 Order Date: \_\_\_\_\_ Due Date: \_\_\_\_\_  
 Phone: \_\_\_\_\_  
 Email: \_\_\_\_\_

**Note:**  
The first number is the dimension on the face you are viewing.  
The second is the depth.

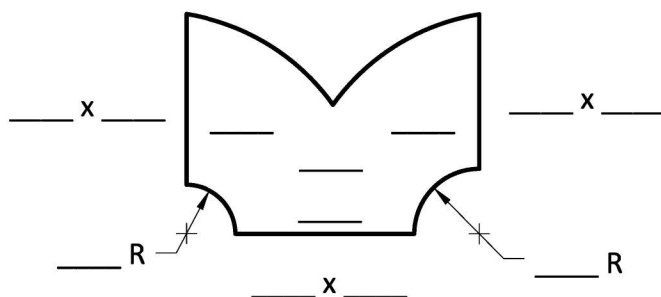


Note:  
Finished size  
does not  
include Joint.



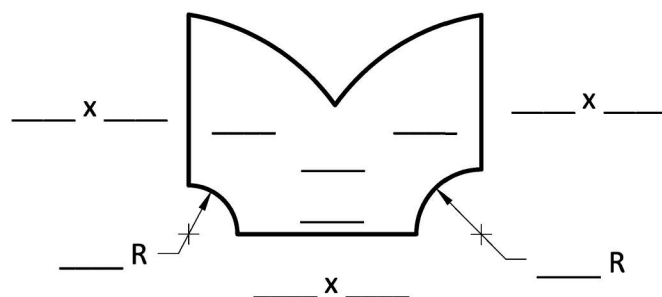
**Note:**  
If a Rise, Drop, or Left/Right Offset is required,  
indicate the End (Top or Bottom),  
the Direction (Up, Down, Left, Right),  
and the Distance (# inches).  
Example --- TD-3" = Top Down 3 Inches

### 3 WAY BRANCH

☐ DAMPER

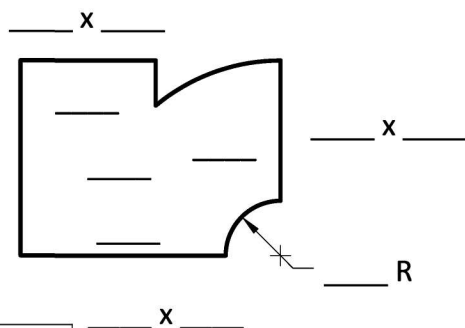
QTY	GAUGE	COST
-----	-------	------

### 3 WAY BRANCH

☐ DAMPER

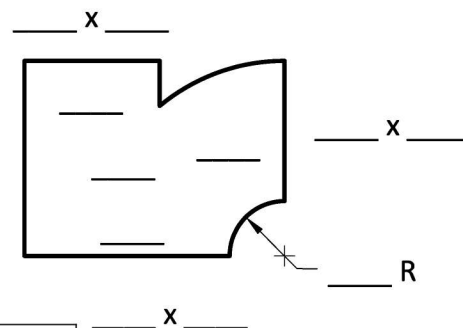
QTY	GAUGE	COST
-----	-------	------

## 1 WAY BRANCH (Y BRANCH)

☐ DAMPER

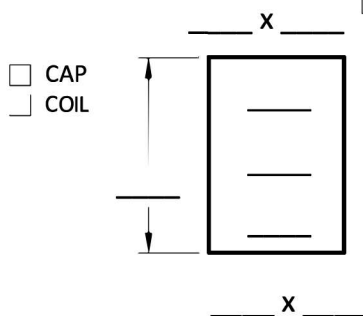
QTY	GAUGE	COST
-----	-------	------

## 1 WAY BRANCH (Y BRANCH)

☐ DAMPER

QTY	GAUGE	COST
-----	-------	------

## PLENUM




QTY	GAUGE	COST
-----	-------	------

## DUCT / MISCELLANEOUS

QTY	GAUGE	COST
-----	-------	------

Abbreviations: — FLC ----- Fish Lock Collar  
— S/D ----- "S" Cleat first and Drive Cleat second  
— D/S ----- Drive Cleat first and "S" Cleat second  
— DFO ----- Double Fold Out (Plenum Edge)  
— 1"ST ----- 1" Allowance (Generally used to form on site)  
— RAW ----- No Allowance

- FOT or FOB ---- Flat on Top or Bottom
- FL or FR ---- Flat Left or Flat Right
-  ---- Center Line (On Center)
- TU, TD, TL, TR ---- Top Up, Down, Left, Right
- BU, BD, BL, BR ---- Bottom Up, Down, Left, Right
- DNTD ---- Do Not Turn Drives



Copyright © 2016  
**GENT RIGHT FABRICATION**  
 All Rights Reserved

Page of