


# THE SCAT



Volume 34

Issue 8

June 2023

1. Our Mission Statement
1. General Information
2. Executive
2. Advertising in the SCAT
2. Membership Fees
2. Jar Show FOM
2. Committees
3. Jon's Presidential Message
10. The Fishy Funnies
16. Upcoming Events
16. Awards from Last Month





## Our Mission Statement


*The Society, established in 1958, is a non-profit educational organization dedicated to the task of promoting interest in the breeding, raising, maintenance and study of tropical fish; both at the beginner and more advanced levels.*

Meetings of The St. Catharines & Area Aquarium Society, (SCAAS) are held on the 2<sup>nd</sup> Monday of each month at the Grantham Lions Club at 732 Niagara Street in St. Catharines. Door open at 7 PM with the meetings starting at 7:30 PM. **See ad for new meeting location to start off the new club year in September 2023 in Niagara Falls.**

SCAAS is a charter member of the **Canadian Association of Aquarium Clubs Inc.**, ([www.caoac.ca](http://www.caoac.ca)), and a member of the **Federation of American Aquarium Societies**, (FAAS, [www.faas.info](http://www.faas.info)).

More news and information about SCAAS can be found at our website: [www.scaas.info](http://www.scaas.info)

**We also have a Facebook page under The St. Catharines and Area Aquarium Society where you can ask aquarium related questions and post photographs of your aquariums and fish, plants, etc. We have over 680 members on this page. Unfortunately, due to Facebook policies we are unable to post fish for sale ads using our club page.**



## Executive

**President:** Jon Mattatall  
jonmattatallscaas@gmail.com  
905.324-7996

**1<sup>st</sup> Vice President:** Tom Hiller

[Tom.hiller@hotmail.com](mailto:Tom.hiller@hotmail.com)  
905.227.5008

**2<sup>nd</sup> Vice President:** Trish Fruck  
[tfruck1@gmail.com](mailto:tfruck1@gmail.com)

**Secretary:** Phil Barrett  
[pbarrett1970.pb@gmail.com](mailto:pbarrett1970.pb@gmail.com)

**Treasurer:** Andrew Fruck  
[afruck77@gmail.com](mailto:afruck77@gmail.com)  
289.990.9937



## Advertising in The Scat

Full Page	\$150
Half Page	\$100
Quarter Page	\$80
Business Card	\$50

## Membership Fees

**(Note: All fees, except senior, increasing by \$5 in Sept. 2023)**

Family	\$25
Single Adult	\$20
Junior (under 16)	\$10
Student with card	\$10
Senior over 65	\$10
Senior Couple over 65	\$15

### Jar Show FOM (ON HOLD)

<b>September:</b> Goldfish	<b>March:</b> Swords, Platies, Mollies
<b>October:</b> Danios, Barbs, Tetras	<b>April:</b> Anabantids including Gouramis and Bettas
<b>November:</b> Cichlids	<b>May:</b> Guppies
<b>December:</b> Open to All Types	<b>June:</b> Corys, Catfish, Plecos
<b>January:</b> Plants	<b>No shows for July and August</b>
<b>February:</b> Loaches, Sharks	

## Committees

**Breeder/OAA Awards:** Tom Bridges  
[tp.bridges@sympatico.ca](mailto:tp.bridges@sympatico.ca)

**Horticulture Awards:** Andrew Fruck

**CAOAC Representative:** Phil Barrett

**Programs:** Ernest Biktimirov  
[ebiktimirov@brocku.ca](mailto:ebiktimirov@brocku.ca)

**Jar Show Coordinator & Judge:** Pat Shriner

**Membership:** Jon Mattatall

**Webmasters:** Jon Mattatall

**Ways & Means:** vacant

## Jon's Presidential Message



The beautiful month of June is finally here and with that comes our final meeting of the year. The 2022/2023 club season has been a great one with no interruptions from the pandemic giving us a full year of meetings, auctions and fun.

This club season has brought us many great speakers, the provinces biggest fall auction according to C.A.O.A.C. and hopefully the largest summer auction to come. During this year we have also revamped the website with lots of useful information for members and the public alike at [www.scaas.ca](http://www.scaas.ca). We have finally found a new home for the club at the Columbus Club of Niagara and hopefully we can spend many years at this location in Niagara Falls. I would like to thank Trish and Cindy for all the hard work they did trying to secure this new venue. Without their time and dedication this would not be possible and we would have probably not had a place to hold our meetings, if it weren't for them.

At our final meeting, we will hold our pizza and potluck party as well as our club election to choose the executive committee for the following year by our current club members. We will also be accepting early membership payments for the next club season. Remember that if you renew your membership in June, you will be able to avoid the \$5.00 price increase in membership fees that will take place starting September. Senior memberships will not be affected by the price increase and will continue to stay at their current rates.

Canada Day July 1 is just around the corner and is the date that we are holding our summer auction at our new found home, The Columbus Club in Niagara Falls. If you have not already pre-registered as a seller, you may do so by contacting Trish prior to June 25 at [SCAASACTIONS@GMAIL.COM](mailto:SCAASACTIONS@GMAIL.COM). By pre-registering this is to solely procure your seller number for the auction, otherwise you may also be able to do so the day of the event if you prefer. At the auction there will be food and drink for sale, as well as raffles and prizes.

With all that in mind, I would like to thank all club members for their participation, as well as the executive committee for all the hard work that they have done this year to keep this club up and running. I hope to see you all in September at our new location. I would also like to wish you all a safe, happy and fun summer.

Jon

# ELECTION, POTLUCK AND PIZZA PARTY




**FINAL MEETING OF THE YEAR!!**



**JUNE 12TH AT 6:00PM  
GRANTHAM LIONS CLUB**



**732 NIAGARA ST. ST. CATHARINES**



**IT'S THAT TIME AGAIN, GET YOUR  
NOMINATIONS IN, OR STAND UP  
AND RUN FOR ONE OF OUR MANY  
EXECUTIVE OR COMMITTEE  
POSITIONS IN YOUR CLUB.**

**JUNE 12TH 2023**

## **EXECUTIVE POSITIONS**

★ **PRESIDENT** ★

1ST VICE PRESIDENT ★ 2ND VICE PRESIDENT  
SECRETARY ★ TREASURER

## **COMMITTEE POSITIONS**

SPECIAL FUNDRAISING ★ PROGRAMS ★ WAYS & MEANS  
ARCHIVIST ★ AUCTION CHAIRPERSON ★ MEMBERSHIP  
BREEDERS AWARDS CHAIR ★ AQUATIC HORTICULTURE CHAIR  
CAOAC REPRESENTATIVE ★ PUBLICITY COMMITTEE ★ EDITOR COMMITTEE

**CONTACT CINDY BARRETT FOR MORE  
INFORMATION OR TO NOMINATE/RUN**

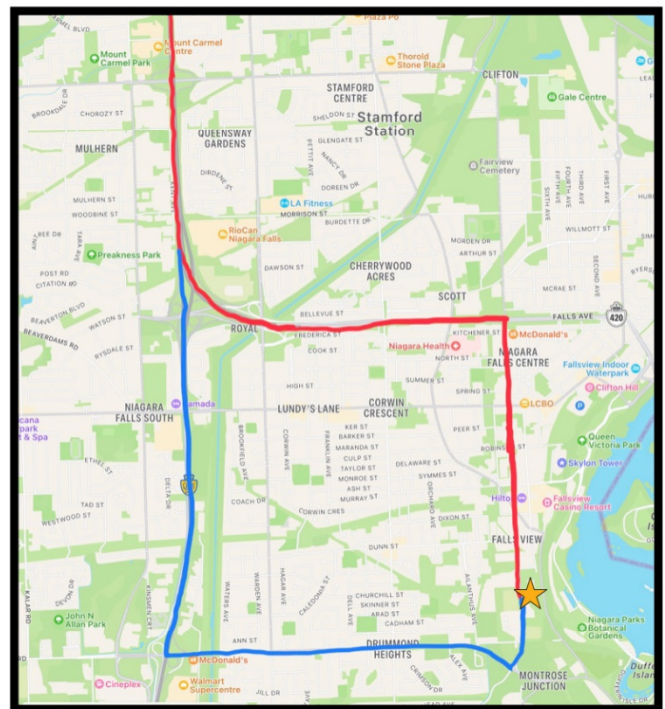
**GRANTHAM LIONS CLUB  
732 NIAGARA ST. ST. CATHARINES**



# ATTENTION!

# MEMBERS

**STARTING WITH OUR SUMMER AUCTION ON JULY 1ST OUR CLUB WILL BE MOVING TO THE COLUMBUS CLUB IN NIAGARA FALLS AT 6944 STANLEY AVE**



- 1.) Take QEW Niagara to HWY 420
- 2.) Follow HWY 420 to first set of lights (Stanley)
- 3.) Turn Right onto Stanley
- 4.) Follow Stanley Ave for 2.3 KM
- 5.) The Columbus Club Will Be On The Left

### **ALTERNATIVE WAY**

- 1.) Take QEW Niagara To QEW Fort Erie
- 2.) Follow QEW Fort Erie For 3.5KM To McLeod Exit
- 3.) Turn left on McLeod Rd.
- 4.) Follow McLeod Rd for 3KM To Stanley Ave
- 5.) Turn Left on to Stanley Ave.
- 6.) Follow Stanley for 0.7KM to The Columbus Hall
- 7.) Columbus Hall will be on Your Right



# JULY 1ST

Doors Open  
At 8:00AM



Auction Starts  
Promptly At 10:00AM



## CANADA DAY AQUARIUM FISH AUCTION



6944 STANLEY AVE. NIAGARA FALLS  
THE COLUMBUS CLUB OF NIAGARA



PLENTY OF FREE  
ON-SITE PARKING



FOOD, BEVERAGES, BAR  
AND ATM AVAILABLE

50/50, RAFFLE AND  
DOOR PRIZES TO BE WON



OPEN TO  
THE PUBLIC



MAKE A DAY TRIP OUT OF IT, ATTEND THE AUCTION,  
SEE THE SITES AND ENJOY SOME FIREWORKS

YOU HAVE UNTIL JUNE 25 TO PRE-REGISTER  
AS A SELLER. IF YOU HAVE ANY QUESTIONS  
OR ARE IN NEED OF INFO OR TO REGISTER  
PLEASE EMAIL OUR AUCTION TEAM AT  
[SCAASACTIONS@GMAIL.COM](mailto:SCAASACTIONS@GMAIL.COM)





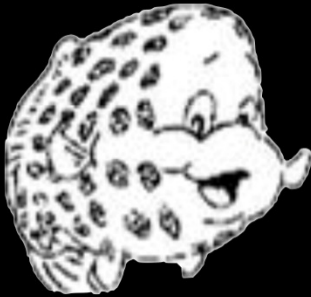
[www.scaas.ca](http://www.scaas.ca)



# Our New Website

[scaas.ca](http://scaas.ca)

# Is Live!!!



Check out our brand-new informative website

# SCAN



# HERE

**VOL. 1**  
**ISSUE 5** **JUNE 2023**

**THE  
FISHY  
FUNNIES**



**YOU SAID  
NO MORE  
AQUARIUMS**      **I SAID  
NO, MORE  
AQUARIUMS**



**APHYOSEMION AUSTRALE**  
**(Lyretail Killie)**

by Catherine Salmon Feb, 2018



This lyretail killie is one of the most popular killies available. It is available in several ornamental colour strains, orange, chocolate, gold and albino. It originates from West Africa. If you have the wild form, it is strangely recommended that you do not breed them to the ornamental strain to prevent hybridisation. Also, if you know the original collection area that it should be noted when selling the offspring. They are classified under the Order: Cyprinodontiformes and the Family: Nothobranchiidae.

They are a very undemanding killie that will thrive in a soft to medium hard water with a pH between 5.0- 7.0 and a temperature around 68° -76° F. They do prefer a heavily planted tank. The average lyretail will live for 3 years and grow to 2.5 inches in length. A pair or trio maybe kept in a 10-gal tank with mild filtration, like a sponge filter. Dark sand or fine gravel will help offset their colouring. They prefer subdued lighting so floating plants such as duck weed is useful. Make sure to have a snug fitting lid as these fish are jumpers.

I picked up my Orange Australes at a spring auction last year. They went into a planted 10-gal tank with lots of plants, such as java moss and java fern. A few pieces of duck weed tagged along and quickly covered the surface. The fish where not quite full gowned so I did not try to spawn them right away. About 2 months later, I placed a dark green spawning mop into the tank, when I noticed the female was plumping up with eggs. The mop was suspended from the lid and floated the whole depth of the tank.

At first, I checked the mop every other day, with no luck. So, I added an Indian almond leaf and a few alder cones to lower the pH. The next week, I started to collect 4 or 6 eggs each time I checked it.

My first hatching method was using peat. I placed a layer of damp peat into a small plastic container and place my eggs on top. Then placed the lid on the container and placed it into a dark drawer. I labeled the container with the date, number of eggs and expected hatch date (two weeks after collection). Even after all this time I have had no luck with peat hatching.

My second hatching method was the water method. I collected a number of eggs from the mop and transferred them to a container with about ½ inch of parent's tank water. I added a small sprig of java moss and about a half drop of methylene blue (if you add too much methylene blue it will kill the eggs). The covered container was then labelled with the number of eggs and the collection date.

The water hatching method worked. The first collect using this method had 14 eggs. At the two-week incubation period, I saw 5 fry swimming in the container. The next day there were 3 and the next another 4 fry. At this point I started feeding the fry with infusoria (green water) and doing mini water changes. I used a paster pipette to remove a small amount of water from the container and add fresh from the adult tank. After several days, I started feeding micro worms, freshly hatched brine shrimp and Northfins fry starter several times a day. I still added a drop of infusoria for the later hatching fry. By the third week, when the container held about a cup of water, I transferred everything into a 1.5 L plastic tank, with an air stone on low. I continued to do water changes but I would increase the water level slightly each day. A week later I slipped a small piece of sponge over the air stone to create a mini sponge filter.

Meanwhile, the pair continued to spawn, so I had more fry hatching. When they were about a week old, I would transfer them into the fry tank. I now have two small tanks full of fry ranging from two months old to freshly hatched. The largest harvest I have had is 100 eggs with about 40 of them hatching. I now have 12 juveniles about ¾" long and over two months old, also dozens of fry ½ "in size. They are a nice orange in colour and growing fast.

## **Archocentrus spilurum (Blue eyed cichlid)**

by Catherine Salmon, Jan2017



This small Central American cichlid is considered a nicer version of its larger cousin the Convict cichlid. Compared to other larger cichlids, the Spilurum is peaceful and can be kept in a community tank with other semi large tank mates such as Angel fish, dolphin fish and even guppies and swordtails.

The key to keeping harmony in the aquarium is the size of the tank and plenty of caves and plants.

These fish should be kept in a tank no smaller than a 20 gal. The foot print is more important than the number of gals, since they prefer shallow areas in nature. Java ferns and Anubias are good plants for the tank plus drift wood or rocks to help break up the line of sight for these fish. The substrate is not critical as long as the tank is kept clean, and regular water changes are made.

They do prefer soft water but the acceptable pH range is rather wide. From 6.5-8.0. The temperature range that these fish tolerate is also fairly wide, from 24° – 32°.

Blue eyed cichlids are considered a small cichlid with the mature male reaching up to 4.8 inches and the female averaging 3.8 inches. They have a rather stocky body with a greyish colour and 7 darker vertical bars on the body. The anal and dorsal fins are streaked with an aqua colour and a band of dark gray to black strip from the eye to the corner of their mouth is often visible. The mature male will develop a small nuchal hump on their foreheads. Both sexes have a yellow colour running from the mouth to the belly. The most predominate feature of the little cichlid is its bright blue eyes.

Blue eyes are omnivores in nature but are not too fussy about what they eat. Frozen foods are relished as much as live worms or brine shrimp. They will also accept flake food.

Spilurum are relatively easy to breed. If you have not started off with a breeding pair the easiest thing is to purchase approx. 5-6 juveniles and let them pair off as they mature. When spawning begins there will be a marked colour change of both male and female. The yellow throat area will be replaced with black and the both sexes will develop horizontal striped pattern on their sides. Also, their ventral fins will turn jet black. The female's dark barring will fade.

The female will start to clean her chosen cave (flower pot on its side). She will deposit between 100- 300 eggs. Both parents will look after the eggs. The parents will clean and fan the eggs until they hatch. The eggs will

hatch after 3-4 days and feed on their egg sac. The fry are free swimming after 5-7 days. At the wiggler stage the parents may move them into another prepared cave.

The fry by this time will accept Baby Brine shrimp, microworms and fine ground pellet food.

I purchased my 3 juvenile Blue eyes at one of the club auctions several years ago. At that point I could not sex the trio so I placed them into a 10-gal tank with some java ferns and a couple of small flower pots. As they matured, I moved them into a 20 gal long with more Java ferns, Anubias on driftwood, java moss and about 5 flower pots. The bottom of the tank had a thin layer of sand. One large sized sponge filter and a small power filter provided the filtration of the tank.

I continued to do water changes every 2 weeks or so and feed them a diet of frozen Brine shrimp, micro worms and flake food.

I have found that once you have set your environment up for your fish it is best to then just leave them alone to do their own thing. Sure enough, I noticed that the 3 juveniles had developed into two females and one male. The male paired up with one of the females and started to display breeding colours. They had disappeared for about 5-7 days, back in November when next I spied a large number of fry swimming under the plants. At this stage it was impossible to count how many fry were there.

I started feeding freshly hatched Brine shrimp and micro worms. I stopped doing large water changes and started with small more frequent ones.



The fry grow at quite a fast rate and within several weeks were 1/4 inch in length. At this point, I removed the adults to give the fry more room to grow. At this point the fry would have been about 6 weeks old.

Several weeks later, I removed them into another larger tank (didn't help that the first tank had sprung a leak). They are now between 1/2" to 3/8" in length and display the typical stripping of the juvenile Blue Eyes. I counted over 50 fry when I moved them into their new tank.



**Big Al's**

**PET SUPERCENTRES**

**905-560-1000 • 140 Centennial Pkwy. N., Hamilton, ON  
www.bigalshamilton.ca**

**TO OUR VALUED AQUARIUM SOCIETY CUSTOMERS**

**ALL AQUARIUM SOCIETY MEMBERS MUST PRESENT A  
CURRENT MEMBER CARD IN ORDER TO RECEIVE THE 10%  
DISCOUNT AND IT IS ONLY VALID AT TIME OF PURCHASE.**

**DISCOUNT IS APPLICABLE TO AQUARIUM PRODUCTS AND FISH ONLY.**

**GLASS TANKS, DOG, CAT, BIRD, REPTILE ITEMS & LIVESTOCK ARE NOT  
ELIGIBLE FOR THE DISCOUNT.**

**DISCOUNT CANNOT BE USED IN CONJUNCTION WITH ANY OTHER  
OFFERS INCLUDING COUPONS.**

**THANK YOU - MANAGEMENT**





## Awards from Last Month's Meeting

None to report

## Upcoming Events

July 1, 2023 – St. Catharines & Area Aquarium Society – Auction  
- 6944 Stanley Avenue, Niagara Falls, ON, doors open at 8 AM starts at 10 AM



# NorthFin

**Les meilleurs ingrédients à 100% dans chaque granule**  
**Fait fièrement au**  
**Canada**




**Proudly Made**  
**In Canada**

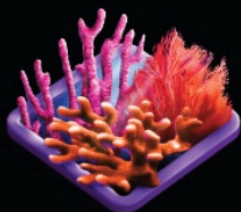
**100% Premium Ingredients In Every Pellet**  
**[www.northfincanada.com](http://www.northfincanada.com)**



**AQUEON**<sup>®</sup>  
it's all about the fish.



**CORALIFE**<sup>®</sup>



**KENT**<sup>®</sup>  
MARINE

**Zilla**

# ***NIAGARA PET CORNER***

***545 NIAGARA ST, WELLAND***

***(905) 735 - 2221***



**MEMBERS RECEIVE 10% OFF AQUATIC ITEMS WITH MEMBERSHIP CARD**  
***\*(SOME RESTRICTIONS APPLY)\****

**MON - FRI 10AM - 6PM**

**SATURDAY 10AM - 5PM**

**SUNDAY 12PM - 4PM**



# GARDEN CITY

Mon-Fri 10-8  
Saturday 10-6  
Sunday 12-5

# PETS

318 Ontario St  
St. Catharines  
905-641-1715



**MEMBERS RECEIVE 15% OFF MOST AQUATIC  
ITEMS & FISH WITH MEMBERSHIP CARD**

***(SALE ITEMS, KITS, AQUARIUMS & SALTWATER FISH ARE EXCLUDED)***







**#7-1439 UPPER OTTAWA ST, HAMILTON**

**ALL MEMBERS WILL RECEIVE A 10% DISCOUNT  
ON AQUARIUM PRODUCTS AND FISH ONLY WITH  
PROOF OF MEMBERSHIP**

**(GLASS TANKS, REPTILE ITEMS & LIVESTOCK ARE EXCLUDED. DISCOUNT CANNOT BE  
USED IN CONJUNCTION WITH ANY OTHER OFFERS INCLUDING COUPONS.)**



**(905) 388-0631**

**VISA**



**MONDAY**

**CLOSED**

**TUES-WED**

**11AM - 5PM**

**THURS-FRI**

**11AM - 7PM**

**SAT & SUN**

**12PM - 5PM**





# THE TROPICAL FISH ROOM LTD.



Quality Tropical Fish & Supplies

**OVER 100 AQUARIUMS OF FRESH &  
SALTWATER FISH TO CHOOSE FROM!**

**\*POND FISH, SUPPLIES & ACCESSORIES\***

**10% DISCOUNT GIVEN TO CLUB MEMBERS WITH CARD  
SOME RESTRICTIONS APPLY**

SUNDAY 12PM - 4PM  
MON - FRI 11AM - 6PM  
SATURDAY 11AM - 5PM



177-A BLOSSOM AVE.  
BRANTFORD, ONT  
N3T 5L9

TEL: (519) 756 - 6225  
FAX: (519) 756 - 5140

