

The SCAT

The Official Publication Of The St. Catharines & Area Aquarium Society
Since 1958
Volume 25 Number 7
April, 2013



In This Issue:
Breeding *Astatotilapia Latifasciata*
Breeding *Julidochromis Regani*
Auction Tips

About The St. Catharines & Area Aquarium Society

Meetings of the St. Catharines & Area Aquarium Society are held on the first Monday of each month at 7:30 p.m. at the Seafarers & Teamsters Union Hall, 70 St. David's Rd. E. Thorold, Ontario. There are no meetings held in July or August.

The Society was established in 1958 and is a non-profit, educational organization that is dedicated to the task of promoting interest in the breeding, raising, maintenance and study of aquatic life, both at the beginner and advanced levels.

The St. Catharines & Area Aquarium Society is a charter member of the Canadian Association of Aquarium Clubs, Inc (CAOAC - www.caoac.ca). The St. Catharines & Area Aquarium Society is also a member of the Federation of American Aquarium Societies (FAAS - www.faas.info). More news and information about the St. Catharines & Area Aquarium Society can be found at - www.scaas.info.

Our next meeting will be held on Monday, April 1st, 2013 at the Seafarers & Teamsters Union Hall, 70 St. David's Rd. E. Thorold, Ontario. Meetings start at 7:30 but feel free to arrive early to enter items for the auction or to "talk fish". All are welcome!
April's Speaker Is Tom Mason.

Upcoming Events

- April 6th - Brant Aquarium Society Spring Auction & Show
 April 7th - Durham Regional Aquarium Society Auction & Vendor Expo
 April 13th - Sarnia Aquarium Society Spring Auction

2012-2013 Executive

President	Tom Hillier	(905) 227-5008	tom.hillier@hotmail.com
1 st Vice President	John Verhage	(905) 735-7776	
2 nd Vice President	Joe Krawchuk	(905) 325-5562	drummers_secret@hotmail.com
Secretary	Open		
Treasurer	Roman Haljkevic		romanhajkevic@gmail.com
Past President	Ken Brady	(905) 935-4716	kbrady2@cogeco.ca

2012-2013 Committees

Breeder Awards	Tom Bridges	(905) 735-3352	tp.bridges@sympatico.ca
Horticultural Awards	Joe Krawchuk	(905) 325-5562	drummers_secret@hotmail.com
Archives	Tom & Pat Bridges	(905) 735-3352	tp.bridges@sympatico.ca
Auction Coordinator	Tom Bridges	(905) 735-3352	tp.bridges@sympatico.ca
CAOAC Representative	Phil Barrett		rrett3@cogeco.ca
SCAT Editor	Heather Krawchuk		hkrawchuk@yahoo.com
SCAT Graphics	Lindsey Marin		lindseymarin@hotmail.com
Jar Show Coordinator and Judge	Pat Shriner	(905) 354-1367	shriner@cogeco.ca
Membership	Pat Bridges	(905) 735-3352	tp.bridges@sympatico.ca
Press/Publicity	Ken Brady	(905) 935-4716	kbrady2@cogeco.ca
Community Liaison	Heather Krawchuk	(905) 680-0867	hkrawchuk@yahoo.com
Refreshments	Shawn Markowski	Shirley Markowski	srogers33@cogeco.ca
Library	G.O		

In This Issue:

Secretary Position
Treasurer's Message
GTA Store Run
Coldwater Corner #4
Breeding Astatotilapia Latifasciata
Auction Tips
Betta Breed Off
Breeding Julidochromis Regani
Trivia



Membership Fees

Family - \$25
Single - \$20
Junior (Under 16) - \$10
Student (With I.D.) - \$10
Senior (Over 65) - \$10
Senior Couple (Both Over 65) - \$15

Cover Photo Of
Courtesy Of Dave Furness

Jar Shows

**April
Angels &
Discus**

Advertising Costs

The St. Catharines & Area Aquarium Society
welcomes advertisers to place ads in the SCAT.
Below is a list of advertising costs:

Full Page - \$150
Half Page - \$100
Quarter Page - \$80
Business Card Size - \$50

BAP Achievement Award Presented At March's Meeting

Tom Hillier
Neocaridina Heteropoda (Cherry
Shrimp, Red variety)
Caridina sp. "Crystal red "

Niagara Pet Corner

"For all your pet needs."



545 Niagara St., Unit 6
Welland, ON
L3C 1L7
(905) 735-2221

Pets and supplies at the right price.

TO ALL S.C.A.A.S. MEMBERS!

Over the years, watching clubs develop and grow, all too often we see that willing members volunteer for too many jobs. It's wise, where possible, to try to maintain some kind of balance of 'duties', and to get more members involved. Often, due to a lack of volunteers, this is difficult.

Recently, the club's secretary position became vacant and a person who already has jobs, volunteered temporarily, which is an example of too many jobs for one person to handle.

SCAAS is in need of a person to fill the position of secretary, preferably someone who doesn't already have a job. There are only three meetings left, so at this time the position could be temporary with the option to run for the position in the June election.

Of course, it is vital to be at all meetings when they begin, but if you can't stay until the end of all of the meetings, stay until after the Door Prize Draw, Jar Show winners' announcement and Raffle draws. Minutes aren't needed after that, so unless you want to stay for the auction, you are good to go! You can tell you're needed! 😊

If you choose to try the job, let the president, (Tom Hillier), know.

Below is a basic outline of the job. Give it a read and see if you'd be willing to help.

- ❖ Make a note of the time the meeting begins, and then take the minutes of the meeting.
- ❖ Send a copy of the minutes to the newsletter editor (Heather) by the 20th of the month.
- ❖ Each month's meeting minutes are published in the newsletter, so **NO NEED TO READ THEM**, because everyone gets a newsletter either by email or by picking theirs up at the meetings.
- ❖ Send cards when needed (sympathy, get well, etc.). When needed, complete names and addresses are available from the membership chairperson.
- ❖ As a rule there isn't much, if any, correspondence, but when that occurs, use the club's official letterhead.
- ❖ Try to attend the club's executive meetings to take minutes. If you can't attend, please let someone know so that another person may be delegated.

Thanks!
Pat
Membership Chair

Treasurer's Message

Hello and welcome to another month of the SCAT.

It has been encouraging to see the numbers of new members and visitors growing a little every month. We, the executive board and volunteers, are working hard to continue to keep our monthly gatherings new and exciting. The executive board has been shuffling responsibilities as certain jobs have become more involved. It was great to see other members step up and take on some of the load. We are very thankful.

Last month we had a very informative presentation on Cichlids from Lake Malawi. Larry Johnson travels to Lake Malawi regularly where he catches and takes photos of various Lake Malawi Cichlids. My favorite part was seeing the maps and backgrounds of the areas where he was catching the fish. It is interesting to see just how far the fish come from, and the beauty of the land. It is simple to think of Cichlids just living in an aquarium, it was nice to see the natural surroundings of where they originate.

There are many other Aquarium Societies in Southern Ontario, with many other speakers, large auctions and fish shows. Please follow our webpage, www.scaas.info and follow our links to their websites for more info.

I hope to see you at our next meeting,

Many happy aquariums,
V. Roman Haljkevic

SCAAS Treasurer

Monthly Meeting Minutes

Monthly meeting minutes were not provided this month.

FINATICS AQUARIUM

"we're CRAZY about fish"

*We carry a full selection of
Freshwater Tropical Fish
and supplies at competitive prices!*

Ontario's #1 source for Cichlids



Monday to Wednesday 11 am to 6 pm
Thursday & Friday 11 am to 9 pm
Saturday & Sunday 11 am to 5 pm

6200 Dixie Road, Units 105/106, Mississauga, Ontario, L5T 2E1

	Hwy 407	Derry Rd.
	Courtneypark Dr. E.	
	Meyerside Dr.	
Hwy 410	Tomlin Rd.	Dixie Rd.
	Britannia Rd. E.	
	Hwy 401	

www.finaticsaquarium.com

905-565-1232



SCAT Re-Print Policy

Any not-for-profit organization may re-print articles from the SCAT provided that credit is given to the author of the article and to the St. Catharines & Area Aquarium Society (SCAAS) and that two copies of the re-printed publication are sent to: Exchange Editor, Pat Bridges at 4 Crescent Dr. Welland, ON, Canada L3B 2W5. Opinions or endorsements expressed in any article do not necessarily reflect the views of the SCAAS.

SCAAS Members' GTA Store Run

Article and Photos by Tom Hillier

Saturday March 9th, 7 of us, Tom, Ken, John, Wendy and her husband, Wayne, from St. Catharines and Karen and Catherine from the Hamilton area took a trip up to some Toronto area aquarium shops for some fun and deals.



Traffic was great and we arrived 5 minutes before opening at Finatics, just north of the 401 on Dixie. Of course we had a slight detour as there isn't a Dixie exit on the 401. Who knew! No matter because, as always, Michael Banderas was there and let us in early while putting the coffee on. It's that kind of store, very friendly and happy to see us.

Being early was great because an hour later with several hard to find fish in bags the store was hopping busy. Finatics has recently expanded and reopened in this new location. The tanks are pristine and the fish are active and healthy. Their specialty is rare African Cichlids but the new store offers a full line including rare South American cichlids.



Next stop was lunch at the West Pacific mall, at Kennedy and Steeles, where the well-known store called Luckie's is. Everyone had some Asian food at the amazing food

court and then went into Luckie's. Luckie's is a bit of a contradiction as the equipment and food is jammed in every corner and a bit scattered. However, nothing is better than clean organized fish rooms and Luckie's has this part right. There are rows of clean tanks brimming with healthy fish and an army of staff waiting to answer questions and help their customers. A fringe benefit is the groceries are really cheap at the supermarket right in the same mall.



Now it's time for another treat - a store devoted entirely to planted tanks. Aqua Inspirations is just around the corner on Kennedy and is a must stop for planted tank fanatics. They have some small types of fish and a selection of different shrimp, but the store is like a museum of planted tanks. Add to the excellent examples of tanks it's one of the few stores that you can find in stock all of the equipment and supplies to set up your planted tank. They have CO2 tanks filled and ready to go along with stuff like CO2 reactors and anything else you can usually only find on the internet. Not only do they sell it, they know how to use it! And they have very fair prices.

Finally, on the way home we just had to stop at Big Al's on Dundas. Aquatic Kingdom, also on the way, was closed and is reopening beside the Big Al's in the Asian plaza. And finally we finished at Golden Garden in the same plaza next to Big Al's. Yes you read that right 3 good fish stores all practically in the same parking lot especially useful if you lock your keys in the car. It gives you something to do while you wait for CAA.



Coldwater Corner #4

By Dave Easingwood

1.) The UK Daily Mail reported in early March that Lady Gaga has spent \$80,000 on a Koi fish tank! "To help her recover from hip surgery" a special fish tank was installed in her house for the Koi which were imported from Japan. Now, I love Koi in a pond, the fish are bred for their markings when viewed from ABOVE but in an aquarium? I'm not sure that the Koi would look that good because their markings wouldn't show, what do you think?

2.) It's March 20th as I write this, winter seems to be dragging on longer than last year. We have had spells of flurries for most of the month and I'm hoping that temperatures rise soon. I walk my Toller twice a day and I'm a bit fed up of cold ears and feet when I come in (he couldn't care less!). All of this means that pond activity is very slow, I'm not feeding my pond fish yet. The Fish house Bristol Shubunkins are still at 50F so they are only being fed the minimum of food. Let's hope we are seeing the end of the 'Ides of March' cold winds and soon that warm sun will be here and enjoyed.

3.) Petland is very good in that they provide instruction sheets and pet tips to their new customers but a lot of the tips can be used by ALL of us. Here is some information from their Aquarium Tips on the use of Aquarium Salt, Sodium Chloride, it can...

- a.) destroy many parasites, including ich, when added at a strength of up to 0.3% (2.5 tsp of aquarium salt per gallon of water.
- b.) enhance your fish's ability to produce a protective slime coat, especially if they are recovering from a bacterial infection or injury or damaged fins.
- c.) prevent intakes of lethal nitrates during the nitrogen cycle when setting up a new tank.
- d.) Lessen stress by aiding gill function. Fish's kidneys are designed to excrete the water absorbed through the fish's skin and gills. This is a big job in a confined aquarium but is constantly necessary to good health. By adding salt, the kidney's do less work because the amount of water absorbed into the blood by way of the gills is reduced.

DAVE THE PONDMAN

Special
Promotion!

To All Valued SCAAS Members

25% OFF All Aquatics Products from:

FLUVAL **MARINA**
NUTRAFIN **AquaClear** **ELITE.**



Available exclusively at:

Petland St. Catharines
318 Ontario St.
St. Catharines, ON L2R 5L8
Tel: (905)641-1715

Niagara Pet Corner
545 Niagara St., Unit 6
Welland, ON L3C 1L7
Tel: (905)735-2221

*offer excludes aquarium kits, aquariums
and Fluval external filters

**Limited time offer. Available only upon
presentation of membership card**

 **HAGEN.**
www.hagen.com

Introducing New Fluval LED Lights Highly-efficient and innovative aquarium lighting

MONTREAL, Canada – October 15, 2012 – Rolf C. Hagen Inc. is proud to introduce Fluval LED Lighting, an extensive line of innovative and highly-efficient lights for fresh and saltwater aquariums.

New Fluval LED Lighting includes:

- Fluval Aqualife & Plant Performance LED Strip Lights
- Fluval Sea Marine & Reef LED Strip Lights
- Fluval Ultra Bright LED Strip Lights
- Fluval NANO Aqualife & Plant Performance LED Lamp
- Fluval NANO Marine & Reef Performance LED Lamp



New Fluval Aqualife & Plant Performance LED Strip Lights

For freshwater aquariums, Fluval Aqualife & Plant Performance LED Strip Lights provide a balanced combination of multiple LEDs for optimal photosynthetic activity, plant growth and viewing. The full-spectrum lights provide 5 unique LED band waves, high CRI values for accurate colour rendition, perfectly balanced lighting, and 120-degree light dispersion for full area coverage and uniform lighting. Three models available: Model P24 (60 to 85 cm); Model P36 (89 to 116 cm); Model P48 (116 to 145 cm).

New Fluval Sea Marine & Reef LED Strip Lights

For saltwater aquariums, Fluval Marine & Reef Performance LED Strip Lights provide a balanced combination of multiple LEDs for optimal

photosynthetic activity, coral growth and viewing. The full-spectrum lights provide 6 unique LED band waves (including essential actinic blue spectral wavelengths), high CRI values for accurate colour rendition, perfectly balanced lighting, and 120-degree light dispersion for full area coverage and uniform lighting. Three models available: Model M24 (60 to 85 cm); Model M36 (89 to 116 cm); Model M48 (116 to 145 cm).

More LED Strip Light Features

In addition to the outstanding multi-spectrum lighting capabilities, the strip lights include many other excellent features: superior structural engineering, day & night illumination modes, and extendable mounting brackets for easy installation on a variety of aquarium widths. The strip lights can also be mounted in cabinets or suspended.

New Fluval Ultra Bright LED Strip Lights

With three rows of LED bulbs, new Fluval Ultra Bright LED Aquarium lights provide the same light intensity as a twin-tube strip light but uses less energy.

These lights are ideal for fish-only marine tanks or freshwater low-light planted tanks, providing superior colour rendering and a natural shimmer effect. Four models available: LED 18 (45 to 60 cm); LED 24 (60 to 91 cm); LED 36 (91 to 121 cm); LED 48 (121 to 152 cm).

New Fluval NANO LED Lamps

Fluval Sea NANO LED Lamps are unique compact models (only 14 cm x 15.5 cm in size), designed specifically for nano aquariums and providing all the same benefits as our Fluval LED strip lights. The full-spectrum lamps are available for freshwater (Aqualife & Plant Performance) and saltwater (Marine & Reef Performance) aquariums.

About Rolf C. Hagen Inc.

Founded in 1955, Rolf C. Hagen Inc. is a family-owned, leading international manufacturer and distributor of pet care products, pet food and treats. Headquartered in Montreal, Canada, the company has sales, manufacturing and distribution facilities in North America, Europe and Asia. The company has a large portfolio of trusted, quality, leadership brands for all pets, including Fluval, Exo Terra, Dogit, Catt, Nutrena, Laguna, Living World, Tropican, Tropimix, Prime, Habitat, Marine, Nutrafin and Zoo. For more information about Hagen, visit www.hagen.com.

About Fluval

A member of Hagen's extensive brand family, Fluval has earned the trust of aquarium hobbyists by making innovative products that deliver many valuable benefits. A leading aquatic brand for over 30 years, Fluval is committed to staying at the market forefront by developing technically advanced and creative products that are easy to use, durable, and convenient. Fluval's pioneering innovation is reflected in its wide product range, from advanced filters to stylish yet practical aquariums designed for casual to experienced hobbyists.

Astatotilapia Latifasciata

By Dave Furness

The Astatotilapia are colorful five to six inch fish from the north of Lake Victoria. The natural habitat of Astatotilapia Latifasciata is Lake Kyoga and Lake Nawampasa, in Central Uganda. This species is critically endangered in the wild.

I have five of these fish in a one hundred gallon community aquarium at home; one male and four females. The males develop a red-colored belly with some yellow on their sides. The females lack the red and yellow, but have the black barring. This fish primarily eats insects in the wild, but sometimes it resorts to eating fins and scales. It will also eat mosquito larva, brine shrimp, cyclops, and daphnia, but would do well on flakes for most of the time.

The water requirements should be, a water temperature range between 76 and 82 degrees, a Ph range of 7.2 to 8.6, with a water hardness between 10 to 25.

Latifasciata are mouth brooders, and can carry from 20 to 60 eggs in her mouth, depending on the size of the female. The fry hatch within eight days at 80 degrees water temperature. They are free swimming in 20 days.



AN AUCTION IS COMING!!! READ ON!

In order to get the most money for your items at any auction, check out the points below:



- 1.) Make sure that the tanks that contain fish going to the auction have had a recent water change.
- 2.) Don't feed the fish that are going to be auctioned for at least a day before the auction. The more they eat, the more they will poop ... messing up the water in the bag.
- 3.) Don't wait until the last minute to bag your fish. Bag your fish early. Good bagging cannot be done in a rush. You need to make sure the water is clean and clear. You may need to pour the water through a net to get rid of some 'dirt', and it can't hurt to add a little aged or dechlorinated water to each bag.
- 4.) Don't overcrowd your bags. Use your best judgment.
- 5.) Some double bagging may be necessary for fish that might be vigorous enough to poke holes in the bag. Think about that first. You won't regret it.
- 6.) Use only proper fish bags – **NO 'BAGGIES'; NO ZIP-LOCK BAGS; NO PET STORE BAGS WITH PRINTING ALREADY ON THEM.**
- 7.) Make sure your bags are tight before securing them. Use **ONLY** elastic bands or knots to secure your bags, **NO TWIST TIES**, making sure that you follow the rule of 2/3 air and 1/3 water in each bag (see illustration above). The fish should survive, and comfortably.
- 8.) Keep the number of the same items to a limit of three bags. You'll likely get less money for any more bags of the same items.
- 9.) Clearly mark your bags with permanent marker pen to include the correct name of the fish, the number of fish in the bag, and when possible, the sex of the fish.

10.) Mark the bag clearly if there is a minimum bid.





11.) Be prepared to take any unsold items home with you.

12.) Once in a while, during the auction, check the remaining bags that you have on the tables to make sure the fish aren't in distress and that the bags aren't leaking.

13.) Just in case of leaks, take a couple of extra fish bags with you.

14.) Clearly mark the bag when items are donated.

Submitted by Pat Bridges




The Great Betta Breed-Off – The Saga Continues

By Joe and Heather Krawchuk

We'll keep it brief this month, but here's an update:

Heather – Sadly, within a week, there weren't any babies left from the first breeding. Like Joe, I have no idea how/why this happened, as all of the conditions seemed ideal. I waited about a week and tried again. This time, I used a five gallon tank with a corner filter and adjusted the water temperature to 78. Some eggs were released, but again, the male wasn't the most graceful and many were lost. Now, more than a month later, I have half a dozen beautiful babies who are growing very rapidly. Hopefully I can hang onto them until May's meeting and beyond!

Joe – My original group of babies have dwindled in numbers and I only have a few left. However, the group that I bred for my nephew is going strong and more than a month later I still have over thirty babies. My nephew is thrilled and I'm optimistic that they'll continue to thrive.



Mail Order Pet Supplies


"Delivering Affordable Prices
to Tropical Fish Hobbyists."

Full line of brand name aquarium
supplies at discount prices

Save more with our
flat-rate shipping

No Minimum Order



1-888-648-MOPS • WWW.MOPS.CA 

Call for a
FREE Catalogue!

Julidochromis Regani

By Dave Furness



In Lake Tanganyika there are two races of J. Regani. One is around the Kapembwe escarpment near Cape Chaitika in the South. It has a distinctive pattern with dark lines, which are well separated with yellowish lines. The line below the eye is constant. The other is on the Ubwari Peninsula. The Cape Chaitika regani is a smoky black, and their stripes are hard to see in their natural habitat.

J. Regani live close to J. Marlieri and have been known to hybridize and form a subspecies known as J. Regani affinis. The swimming habits of the regani are a little different than the other Julidochromis species. They will venture out, away from the rocks on occasion, and when startled over a pebbled substrate, may dash over to the sandy bottom, rather than to the rocks.

Pair bonds are formed when the male is 1.6 inches long and the females is 2 inches in length. Without interruption in their lives, pair bonds can last for the rest of their lives. When pairs are separated, when you purchase them in the store, or through thinning out your aquarium, new pairings can be fragile.


I picked up a trio last year and put them in a tall 35 gallon aquarium, along with a couple of other cichlid species. The tank was filled to the top with some slate and a lot of lava rocks, as well as one large gray piece of artificial rock. The temperature of the tank was around 76 degrees and the PH was 7.8. The tank was filtered with a hang on filter, with the intake covered with a sponge.

J. Regani can deposit several hundred eggs once every 4 to 6 weeks. While feeding the fish one day, I noticed some movement along the rocks. Unfortunately, I left them undisturbed for too long, for most of the fry were picked off by the other cichlids. The adults will protect the fry if they stay close to them, but the fry tend to wander off amongst the rocks at a very young age.

When I noticed very few fry remaining, I tore down the tank and removed the other cichlids, then rebuilt it again. Unfortunately, I was only able to save two of the fry, and to make things worse, I lost the female a couple of weeks later. I thought that I would never get another spawning opportunity, for these fish are very hard to find. A couple of months later, I was able to purchase a single regani at an auction, which turned out to be another male.

It seemed like a long time had passed, but while I was making another feeding, I noticed a lot of movement throughout the rocks. It turned out that the two fry that I had saved earlier were females. Now I have two pair in the tank. The pairs compete for space, so some fry are picked off by the rival pair if they wander into their territory. I noticed that the fry stay away from the gray-colored rock, which makes sense, since they blend in so well with the lava rock.

The fry were fed micro worms and newly hatched brine shrimp, while the parents were fed flake food.



“Wow!”



AMAZONAS
Volume 2, Number 1
January/February 2013

Become a charter subscriber to **AMAZONAS**
and **don't miss a single issue!**

Subscribe online: www.AmazonasMagazine.com

AMAZONAS

24/7



VISIT OFTEN:

- ◆ Web-Special Articles
- ◆ Aquatic News of the World
- ◆ Aquarium Events Calendar
- ◆ Links to Subscribe, Manage Your Subscription, Give a Gift, Shop for Back Issues
- ◆ Messages & Blogs from AMAZONAS Editors
- ◆ Coming Issue Previews
- ◆ New Product News
- ◆ Links to Special Offers

www.Reef2Rainforest.com

Our new website is always open, with the latest news and content from AMAZONAS and our partner publications.

HOME of AMAZONAS, CORAL & MICROCOSM BOOKS

Let's Have A Little Fun!

March Answers

- 1.) "Epiphytic algae" grow on the leaves of our aquarium plants. Both in the aquarium and in natural waters, they are an essential part of: the biofilm community
- 2.) Only three species of cichlids are native to India and Sri Lanka. They are all members of the genus Etroplus but more familiar to aquarists as: Chromides
- 3.) "Operculum" is an evocative anatomical label in describing fish, because in Latin it refers to the: little lid
- 4.) The floating bubble nest of a gourami serves to: keep the eggs close to a source of oxygen.
- 5.) Most fishes' eyes are all but immobile. One fish that can move its eyes almost as if it were winking, however, is a Corydora.

April Questions

Questions & Answers Courtesy of www.funtrivia.com

The questions this month all relate to common problems/illnesses in aquariums.

1.) Fungus is diagnosed when you see which of these symptoms?

- Fluffy white growths on the body or fins.
- Small black spots on the body.
- Torn, choppy or disintegrated fins.
- Eyes inflamed and protruding from their sockets.

2.) The best way to treat a single fish from a community tank is to treat the whole tank.

- True
- False

3.) Which chemical is used to treat hole in the head?

- Gentian violet
- Malachite green
- Flagyl
- Anthelmintic

4.) Marine velvet is caused by which of the following?

- fish lice
- Amyloodinium ocellatum
- Saprolegnia
- Aeromonas

5.) Why is your fish doing the doggie paddle upside down?

- swim bladder disease
- carbon dioxide poisoning
- dropsy
- gill parasites

Critter Crumbs

All Natural Homemade Food
For Pleco, Snails, Fish and Shrimp
Regular, Seafood, Veggie, Sweet Potato
Seafood & Sweet Potato, Shrimp & Sweet Potato

For more info:

<http://pamelajo.webs.com/>






Big Al's

AQUARIUM SUPERCENTRES & PET CITY

Serving You Since 1985



LIVE SHARK FEEDING FRENZY EVERY TUESDAY 7 PM SHARK!

Tropical Fish

- Marine Fish
- Aquariums
- Feeder Fish
- Specializing in Custom Aquarium Units
- All Aquarium Supplies

Puppies & Kittens

- Pet Foods
- Extensive Dog & Cat Supplies

Exotic Birds

- Large Selection of Tropical Birds
- Cages & Supplies
- Bird Grooming Available by Appointment

Dog & Cat Grooming Salon

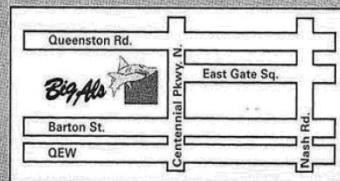
Small Animals

Exotic Reptile Room

Full Line of Pond Supplies

COME VISIT OUR 12,000 SQ. FT. SHOWROOM

- Open to the Public
- Warehouse Prices
- Fish Direct from our Florida Farm



MONDAY - FRIDAY 10 am - 9 pm • SATURDAY & SUNDAY 10 am - 6 pm
140 Centennial Parkway N., Hamilton (next to Crabby Joe's)


905-560-1000



www.**Big Al's**hamilton.com



THE TROPICAL FISH ROOM LTD.



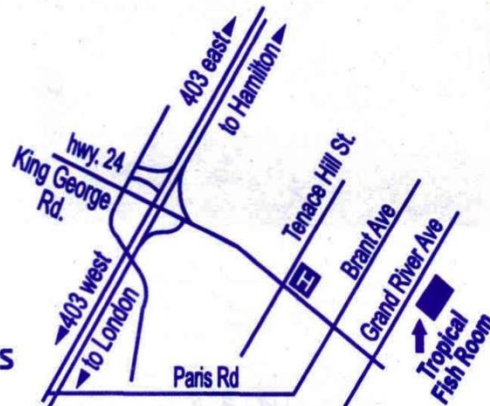
Quality Tropical Fish & Supplies!

**OVER 100 AQUARIUMS OF
FRESH & SALT WATER
FISH TO CHOOSE FROM!**

• POND FISH, SUPPLIES & ACCESSORIES •



Visit Our New Reptile Room
Amphibians • Invertebrates
Food • Supplies • Accessories



New Convenient Location With lots of Free Parking!

OPEN 7 DAYS A WEEK

MON-FRI 11AM-8PM SAT 11AM-5PM SUN 12NOON-4PM



519-756-6225



166 GRAND RIVER AVE, BRANTFORD, ONT. N3T 4X6

www.tropicalfishroom.ca