

The Official Publication of the St.Catharines & Area Aquarium Society since 1958

Volume 23 No.3 November 2010

**The**

# **SCAT**



**In this Issue :**

**Four Photos**

**Pelvicachromis pulcher**

**Scanning The Exchanges**

**Spawning the HY511 Tetra**

**Breeding Montezuma Swords**

**[scaas.info](http://scaas.info)**

## Club Notes

**Our Mission Statement:** Meetings of the St. Catharines & Area Aquarium Society are held on the first Monday of each month, 7.30 p.m., at the Seafarers & Teamsters Union Hall, 70 St. Davids Rd. E. Thorold, ON. No meetings are held on Mondays that are holidays. Those meetings are held on the second Monday. There are no meetings during the months of July and August. *The Society, established in 1958, is a non-profit, educational organization dedicated to the task of promoting interest in the breeding, raising, maintenance and study of tropical fish, both at the beginner and advanced levels.* The St. Catharines & Area Aquarium Society is a charter member of the Canadian Association of Aquarium Clubs Inc. (CAOAC) <http://www.caoac.ca>. SCAAS is also a member of the Federation of American Aquarium Societies (FAAS) <http://www.faas.info/>. More news and information about St. Catharines & Area Aquarium Society can be found at <http://www.scaas.info>

**Our next meeting will be held on November 01 at the Seafarers & Teamsters Union hall, 70 St. Davids Rd. E. Thorold. Start time is 7.30 pm ALL ARE WELCOME**  
**This month's program will be presented by Bob Wright**

### 2009 – 2010 Executive

President – Tom Hillier - - - (905) 227-5008 [tom.hillier@hotmail.com](mailto:tom.hillier@hotmail.com)  
1<sup>st</sup> Vice President – John Verhage – (905) 735-7776 [jverhage@on.aibn.com](mailto:jverhage@on.aibn.com)  
2<sup>nd</sup> Vice President – Bruce Hallett - (905) 934-7138  
Secretary – Pam Danyluck - - - (905) 562-3290 [danyluck@sympatico.ca](mailto:danyluck@sympatico.ca)  
Treasurer – Wally Ebert - - - (905) 687-6907 [lebert@cogeco.ca](mailto:lebert@cogeco.ca)  
Past President - Ken Brady - - - (905) 935-4716 [kbrady2@cogeco.ca](mailto:kbrady2@cogeco.ca)

### 2010 – 2011 Committees

Aquatic Horticulture Awards DAve Unruh (905)684-9860  
Archives - Tom & Pat Bridges - - (905) 735-3352 [tp.bridges@sympatico.ca](mailto:tp.bridges@sympatico.ca)  
Auction Coordinator – Tom Bridges  
Auctioneer – open  
Breeder Awards – Tom Bridges  
CAOAC Representative – Tom Bridges  
Editor - DAve Unruh (905) 684-9860 [dunruh@cogeco.ca](mailto:dunruh@cogeco.ca)  
Jar Show – Pat Shriner – - - (905) 354-1367 [gpsriner@sympatico.ca](mailto:gpsriner@sympatico.ca)  
Library – Gary Phelps - - - (905) 563-6523  
Library - Jeff Phelps – - - (905) 892-0248 [nurselisa9611@gmail.com](mailto:nurselisa9611@gmail.com)  
Membership & Exchanges – Pat Bridges (905) 735-3352  
Programs – Pam Danyluck - - - - - - - - [danyluck@sympatico.ca](mailto:danyluck@sympatico.ca)  
- Tom Hillier - - - (905) 227-5008 - [tom.hillier@hotmail.com](mailto:tom.hillier@hotmail.com)  
Press/publicity – Ken Brady - - (905) 935-4716 - [kbrady2@cogeco.ca](mailto:kbrady2@cogeco.ca)  
Raffle & Draws – Priscilla Heus - (905) 988-9741  
Refreshments – Shawn & Shirley Markowski - - - [srogers33@cogeco.ca](mailto:srogers33@cogeco.ca)  
Web Master - Ken Brady - - - - - (905) 935-4716 [kbrady2@cogeco.ca](mailto:kbrady2@cogeco.ca)

### Reprint Policy

Any not-for-profit organization may reprint articles from "The Scat" provided credit is given both to the author of the article and to the St. Catharines & Area Aquarium Society (SCAAS) and that two copies of the reprinting publication are sent to: Exchange Editor, Pat Bridges 4 Crescent Dr. Welland, Ont. Canada L3B 2W5. Opinions or endorsements expressed in any article do not necessarily reflect the views of the SCAAS.

### Membership Dues:

Family: \$ 25.00  
Single - \$ 20.00  
Junior - \$ 10.00 (under 16)  
Seniors - \$ 10.00 (over 65)

### Inside This Issue

Pg 2 - Club Notes, Executive & BOD  
List, Membership Dues, Fish of the Month  
Pg 3- Presidents Notes & Pelvicachromis pulcher  
Pg 4 – Member profile  
Pg 5 – Spawning the HY511 Tetra  
Pg 6 – Tropical Fish Room Ad  
Pg 7 – Breeding Montezuma Swords  
Pg 8 - Four Photos  
Pg 9 – Minutes of the October Meeting  
Pg 10 - Scanning the Exchanges  
Pg 11 - Aquarium Services Ad  
Pg 12 –Hagan Ad



Cover photo of a Glossolepis incisus (New Guinea Red rainbow) © by DAve Unruh

**The Fish of the Month for November will be: Rift Lake Cichlids**

## President's Message

**October** is a very busy month for us with the show and auction on the 31<sup>st</sup>. Club membership fees are due.

**Larry** Johnston gave a very informative program on cichlids.



**Ken** Brady won 1<sup>st</sup> and 2<sup>nd</sup> in the jar show. Pam Danyluck was awarded Haps for three pond plants water hyacinth, water lettuce and umbrella plant. I was awarded three Baps for Julidochromis marlieri, Julidochromis dickfeldi and Pelvicochromis pulcher.

**Hope** everyone is breeding lots of fish. We need a lot more entries in our jar show.

**Hoping** many of you have been preparing your fish for the big show and figuring out what you are bringing in for the auction.

I would like to thank everyone on the show and auction committees, who have been working behind the scenes to prepare for the show and auction. Also, would like to thank those of you who have volunteered to help out on the big day. Thanks going out to those who have sponsored a class in the show.

We are still in need of sponsors; contact me if you can sponsor one of the classes. If anyone would like lot numbers before the auction please contact Pam Danyluck.

**Any** members who will be working at the show and auction are welcome to bring their fish in the

day before to set up in the show room. The room should be ready to accept fish by 3:00 on Saturday.

We will be starting to set up on Saturday at 1:00 if anyone would like to come and help out.

*Tom Hillier*

### Critter Crumbs

All Natural Homemade Food  
For Pleco, Snails, Fish and Shrimp  
Regular, Seafood, Veggie, Sweet Potato  
Seafood & Sweet Potato, Shrimp & Sweet Potato  
For more info:  
<http://pamelajo.webs.com/>

## Pelvicachromis pulcher

*Article & photo by Tom Hillier*

**Common** names for the Pelvicachromis pulcher are Kribensis or Dwarf Rainbow Cichlid. They are from Tropical West Africa, and the Niger River Delta. They are not a large cichlid, but the Pelvicachromis pulcher are peaceful and easy to breed. During breeding the bright reds on their body become very bright making it one of the most colourful cichlids. Ideal water temperature is 75- 84 ° F.

**The** Krib is a typical shelter breeder, which will spawn in a rock cave or an inverted flowerpot, which has narrow entrances. The red-brown eggs hatch in two to three days with both parents guarding the fry. They grow fairly quickly and are free swimming in four to five days. They can be fed baby brine shrimp along with fine flake food.



## Member Profile

By Pam Danyluck

**This** month's profile is on Jordan Gruhl, who was born and raised in Welland. He continues to reside there with his fiancé Melissa and his four and half month old baby daughter Tessa. Jordan works in landscaping.

**Jordan** became a member of our club in February 2010. His interest in fish started about 8 years ago. He currently has 3 tanks running but the number of tanks is growing. The kind of fish Jordan keeps are Barbs, Danios, Tetras, Minnows, Guppies, Loaches and a Cichlid Pike. His favourites are the tri coloured Rainbow and red tailed Sharks.

**He** is more into keeping fish you



Jordan Gruhl

Photo © by Dave Unruh

don't often see in pet stores. He loves to answer questions about the fish when his friends and family ask about them.

**Penguin** and Aquaclear tank huggers are what Jordan's is using for filtration.

**He** set up a tank for his daughter which she loves, his mother went and bought herself a tank and his father feeds his big tank that he left behind. He has two friends that got into the hobby after seeing his tank.

**Thanks** Jordan for letting us get to know you a little better.

# Mail Order Pet Supplies

"Delivering Affordable Prices to Tropical Fish Hobbyists."

Full line of brand name aquarium supplies at discount prices

Save more with our flat-rate shipping

No Minimum Order

1-888-648-MOPS • WWW.MOPS.CA

Call for a FREE Catalogue!



## Spawning the HY511 Tetra

by Charles Drew, first printed in The Hamilton & District Aquarium Society monthly bulletin Feb.2010

The HY511 tetra is one of the Hyphessobrycon species. It comes from Guyana, lower Amazon, along with some of its close cousins *H. bentosi* and *H. rosaceus*. It is sometimes called the White Fin tetra and said to be a separate species and not just a colour morph or variant. One web site refers to it as the *Hyphessobrycon ornatus* but I do not know if this is an official name as *H. bentosi* is often called the Ornate Rosy Tetra. No matter the name, it is indeed a pretty and peaceful fish that is said to grow to 2-112" in length, and has white fins and a rosy red body.

I have seen and heard of this fish for several years on the internet, but it wasn't until a few months ago that I came across them at The Tropical Fish Room in Brantford. I may have missed them on a previous visit as there were only two left. Luck must have been on my side as they were a male and a female. I took them home and placed them in a quarantine tank. Here they were fed live baby brine shrimp and soon the female was plump with spawn.

I set up a five gallon spawning tank under a window and filled it with my usual tetra spawning mixture of 1/3 tap water, 1/3 RO water and 1/3 RO acid peat water. On the bottom, I placed my spawning grid and a few of my old spawning strips. The temperature was 80 degrees F and there was an air stone bubbling in one corner. The fish were placed in the tank that evening and I checked for spawn by peeking under the grid the next afternoon. There were no eggs but that is not unusual as they do not usually spawn until the second day.

Day two and day three, there were still no eggs, so I tried a spawning trick that sometimes works: I pulled the plug on the heater. Bing! The next day there were eggs. I rarely leave fish in this set-up for more than three or four days as during this time they are not fed.

The eggs hatched in 24 to 36 hours, typical for most tetras. The tiny fry scoot about but are unable to swim or feed until their yolk sac is absorbed.



HY511 Tetra  
photo courtesy of Segrest farms, Florida

The spawning grid and all but one spawning strip is removed at this time. The one strip gives the fry a place to hide and makes it easier for you to observe them. As soon as the fry maintain an upright position and the yolk sac is gone they are ready to feed on infusoria. If you have infusoria ready, that's great. You can often get away with squeezing out a sponge filter into a jar of aquarium water. Let it settle and then add a shot glass of the cloudy water to the tank of fry. You can do as I often do for the first two or three days: I put a couple of drops of Wardley's liquid fry food in a shot glass of water and mix it in the tank twice a day.

Following the infusoria stage I feed micro worms and, a few days after, live baby brine shrimp. At present, I have several dozen fry a couple of months old and about 3/8" long. If you want a challenge, try breeding tetras. Raising tiny fry that require infusoria or equivalent is challenging and rewarding.

### **RONA Building Supplies St. Catharines**

#### *Niagara Pet Corner*

*"For all your pet needs."*



545 Niagara St., Unit 6  
Welland, ON  
L3C 1L7  
(905) 735-2221

*Pets and supplies at the right price.*

# THE TROPICAL FISH ROOM LTD.



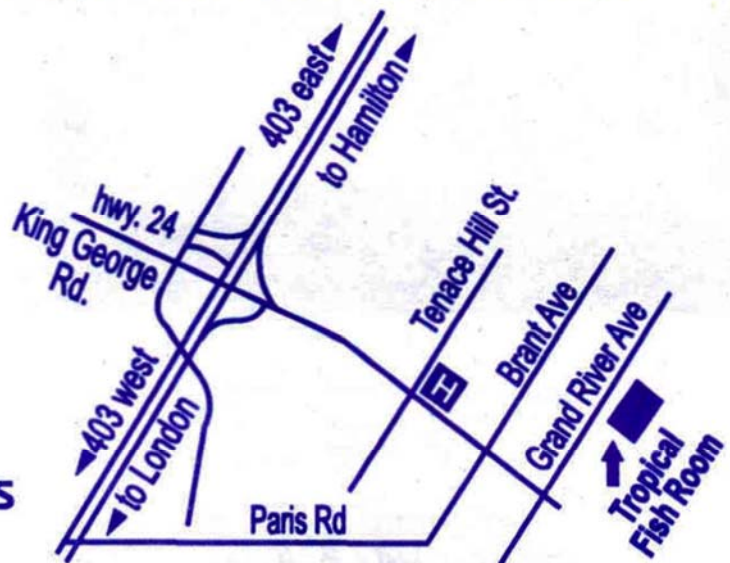
**Quality Tropical Fish & Supplies!**

*OVER 100 AQUARIUMS OF  
FRESH & SALT WATER  
FISH TO CHOOSE FROM!*

**• POND FISH, SUPPLIES & ACCESSORIES •**



Visit Our New Reptile Room  
Amphibians • Invertebrates  
Food • Supplies • Accessories



**New Convenient Location With lots of Free Parking!**

**OPEN 7 DAYS A WEEK**

MON-FRI 11AM-8PM SAT 11AM-5PM SUN 12NOON-4PM



# 519-756-6225



166 GRAND RIVER AVE, BRANTFORD, ONT. N3T 4X6



[www.tropicalfishroom.ca](http://www.tropicalfishroom.ca)

# Breeding Montezuma Swords (*Xiphophorus montezumae*) by Pam Danyluck

I picked up a young pair of these from one of our meeting auctions. After quarantine, they went into my 75 gallon community tank as a temporary home. I had no smaller tanks available at this time to dedicate to this pair, but would in a few months. Being in the bigger tank would give them time to grow a bit more, before starting to breed. My community tank is planted lightly with crypts and vals in horticulture sand.

The lighting is 4 fluorescent grow bulbs. The filtration on this tank is two large sponge filters. I did not do anything out of the ordinary to prepare the parents, just feed as I normally do. I always feed a variety of foods: couple of kinds of flakes, some fresh vegetables (zucchini, sweet potato, egg plant and romaine) and my homemade foods. I feed all my livebearers more vegetable based foods.

One of the things I loved watching was the male displaying for the female, swimming backwards around all the obstacles in the tank. Quite the show off!!



Montezuma male & female photo by Pam Danyluck

After a few months I would see the occasional fry and remove him but never found more than one at a time. The pair was the only livebearers in a tank of rainbows and plecos, so pretty sure these lone fry were swordtails. After about 6 months went by, on one of my days off I was doing water changes and noticed a couple of fry in the community tank. Dug out a breeding box and floated in that tank to put the first two fry in. Through out the day I managed to save 8

more. The first food I gave them was brine shrimp.



Montezuma male photo © by DAve Unruh

Over the next few days I fed them a variety of foods similar to the adults, but crushed of course. I did add a couple more protein foods in for them such as golden pearls and growth powder. After a couple of days of not finding anymore fry I moved them to a 29 gallon planted tank with some bristlenose plecos and some cherry shrimp. The fry are doing well and continue to grow.

The parents I put in my pond for the winter and something kept getting into it. Thinking it was possibly a neighbor's cat as there was never any evidence of raccoons in my yard just all the pond plants knocked over regularly. Two weeks ago I emptied the ponds for winter, and at least 8 fish were missing the parents were two of the missing fish.



3770 Montrose Road, Unit 8  
Niagara Falls, Ontario L2H 3K3  
Tel: (905) 354-3555  
Fax: (905) 354-9306  
Email: niagarafalls@summitdirect.com  
Web: www.summitdirect.com

SCAAS Members receive 50% off all services !

**WE WILL BEAT ANY ADVERTISED PRICE!**  
SEE STORE FOR DETAILS

**Altamprologus compressiceps**

*photo © by Dave Unruh*



**Moenkhausia pittieri**

*photo © by Dave Unruh*



**Four Photos**



**Gramma melacara (Purple basslet)**

*photo © by Dave Unruh*



**Condylactis sp. (Purple anemone)**

*photo © by Dave Unruh*



## Minutes from Membership Meeting October 4, 2010

Meeting commenced at 7:50 pm.

President Tom Hillier

- No visitors
- Announced upcoming events
- Announced that in order to save time the Minutes of last meeting can be found in the Scat.

Wally Ebert gave us the treasurer's report. Current total funds are \$2500.00

Tom Bridges Awarded BAPs to:

Ernest Biktimirov

Albino Bristlenose Pleco (*Ancistus cirrhosus*)

Tom Hillier

*Julidochromis marlieri*

*Julidochromis dickfeldi*

*Pelvicochromis pulcher*

Dave Unruh awarded HAPS to:

Pam Danyluck for 3 pond plants:

Water Hyacinth (*Eichornia crassipes*)

Umbrella Plant (*Cyperus involucratus*)

Water Lettuce (*Pistia statiotes*)



Cyrtocara moori (Lake Malawi Cichlid)  
Photo © by DAVE Unruh

We had a very interesting and photo filled program by Larry Johnson on Swimming with Chichlids, Lake Malawi 2009, 10th Trip.

Next we had the door prize and the evening raffle.

Jar Show winner for this evening was Ken Brady with his fish taking 1<sup>st</sup> and 2<sup>nd</sup>.

Tonight's meeting concluded at 9:45 pm after the evening auction.



### September Jar Show Results

Fish of the Month – Cory's & Catfish

1 – Ken Brady – Hoplo Cat – 6 pts

Senior Open

1 – Tom Hillier – African Cichlid – 6 pts

2- Ken Brady – Gardneri – 5 pts

3 – Pam Danyluck – Rainbow – 4 pts

Others

Ken Brady (1pt), Pam Danyluck (1 pt), Pam Danyluck (1 pt), Tom Hillier (1 pt)

Best in Show – Tom Hillier – African Cichlid

Thanks to judge Jerry Draper

### October Jar Show Results

Fish of the Month Tetras

1 & 2 Ken Brady total of 11 pts.

Best in Show Ken Brady – Buenos Aires Tetra

# SCANNING THE EXCHANGES & etc.

with Pat and Tom



## GOOD READING IN THE S.C.A.A.S. LIBRARY ...

▶ ... in the Durham Region Aquarium Society's newsletter 'Tank Talk' – October, 2010  
\*Aquarium as a Hobby taken from Wikipedia, the free encyclopedia, a 12 page article on all aspects of the hobby, accompanied by photos.

▶ ... in the Hamilton & District Aquarium Society's monthly bulletin – October, 2010  
\*Spawning the Gold Columbian Tetra & Breeding the Spotted Thoracatum by Charles Drew  
\*Decapsulating Brine Shrimp Eggs by Jessica Bullock

## UPCOMING EVENTS in 2010

October 31, St. Catharines & Area Aquarium Society - Show & Auction  
November 7, Peel Regional Aquarium - Society Auction only  
December 12, CAOAC meetings as above with a Christmas pot luck lunch following the executive meeting. Membership and insurance applications are due, as well as Author and Advanced Author applications.

JAR SHOW RULES AND REGULATIONS will be on display at the jar show table at each meeting



# S.C.A.A.S. MEMBERS!

If you haven't already renewed, now's the time. Please come to the membership desk at the meeting.

## MEMBERSHIP:

An annual membership includes attendance at the monthly meetings, a copy of our monthly newsletter 'The SCAT', voting privileges, use of the club library, participation in the Breeders Award Program (BAP), the Aquatic Horticultural Award Program (AHAP) and other interesting events during the year. All this, and available information on fish shows and auctions hosted by other clubs and societies around southern Ontario and the northern United States.



## BAP ACHIEVEMENT AWARDS presented at the October meeting

Tom Hillier  
Julidochromis dickfeldi.....15 pts.  
Julidochromis marlieri.....15  
Pelvicachromis pulcher (Kribs)...10  
Ernest Biktimirov  
Ancistrus cf. cirrhosis ..... 10  
Congratulations!  
Tom Bridges BAP Chair



## FISH BAGS


Fish bags (10x20, 8x16 and 8x10) are available for sale at the library in packages of 25 for \$3.75 per pkg.

Newsletter articles listed here will be available at the club library. The article from Wikipedia is easily read online.



# Big Al's AQUARIUM SUPERCENTRES & PET CITY

Serving You Since 1985



## LIVE SHARK FEEDING FRENZY EVERY TUESDAY 7 PM SHARK!

### Tropical Fish

- Marine Fish
- Aquariums
- Feeder Fish
- Specializing in Custom Aquarium Units
- All Aquarium Supplies

### Puppies & Kittens

- Pet Foods
- Extensive Dog & Cat Supplies

### Exotic Birds

- Large Selection of Tropical Birds
- Cages & Supplies
- Bird Grooming Available by Appointment

### Dog & Cat Grooming Salon

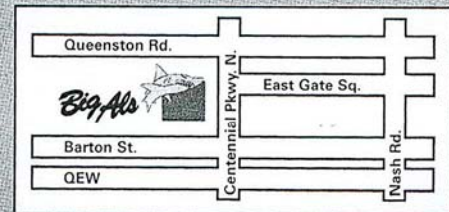
### Small Animals

### Exotic Reptile Room

### Full Line of Pond Supplies

### COME VISIT OUR 12,000 SQ. FT. SHOWROOM

- Open to the Public
- Warehouse Prices
- Fish Direct from our Florida Farm



MONDAY - FRIDAY 10 am - 9 pm • SATURDAY & SUNDAY 10 am - 6 pm  
140 Centennial Parkway N., Hamilton (next to Crabby Joe's)

## 905-560-1000

www.*Big Al's*hamilton.com



For further information about Nutrafin products visit [www.hagen.com](http://www.hagen.com). Nutrafin is a registered trademark of Rolf C. Hagen Inc. ©2008



# Give them a taste of the good life.

**Nutrafin Max** has evolved and adopted the new Nutrafin family look. It's bold, it's tasty and it's packed with quality nutrition to help ensure your fish are colorful, active and able to remain that way.

The new generation of Nutrafin Max features Advanced Yeast Extract, an important addition that naturally helps your fish stay resistant and vibrant. There are new and enhanced formulations, more beneficial natural ingredients, no artificial colors, more flakes in every container, new dosing caps and more.

What are you waiting for? Try the new Nutrafin Max and give them the taste they crave.



# NUTRAFIN<sup>®</sup>

**EVOLUTIONIZE** your aquarium