

Sleep Monitoring Report

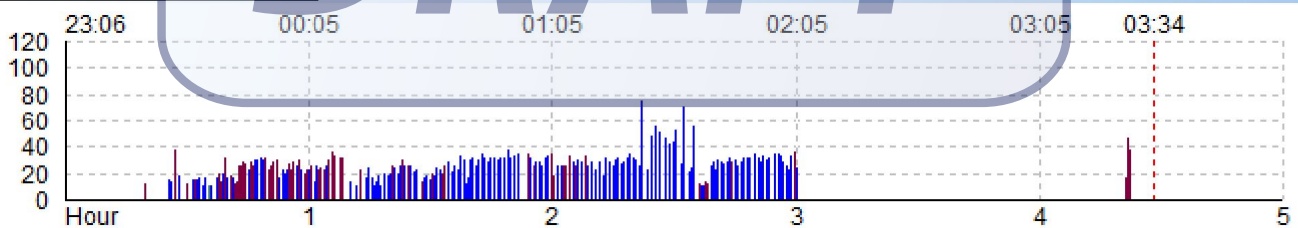
Patient ID: 20190326-25	Name: B. Saravanan	Gender: Man
Height: 173.0 cm	Weight: 93.0 Kg	BMI: 31.1
Neck:	Birth: 1971-05-03	Tel:
Start Time: 2019-03-26 23:06	End Time: 2019-03-27 03:34	Duration: 04:28.
		Valid Duration: 04:28.

A. Breath Information

Total Apnea Time: 01:32:44	% In Total Effective Time: 35.9 %	AVG Apnea time: 26.1 s
Max Apnea Time: 75.2 s	Case Occurred In: 01:28:13	Apnea Index(AI): 49.4
Sum Hypopnea Time: 00:00:10	% In total Analysis Time: 0.1 %	Hypopnea(HI): 0.2
Snore Index: 121.6		AHI: 49.7

Hypopnea(H)Count	OSA Count	CSA Count	MSA Count	Total
1	61	152	0	214

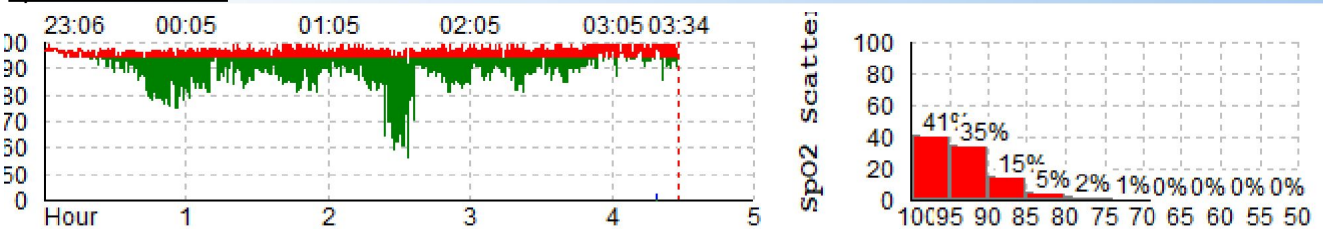
Breath Events Trend Plot



B. SpO2 Information

Max SpO2: 99	Min SpO2: 57	AVG SpO2: 93.1
SpO2 Count: 289	SpO2 Index: 67.1	

SpO2 Trend Plot

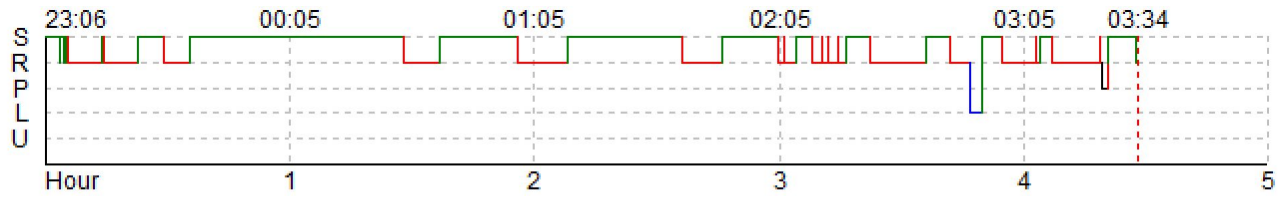


C. Body Position

Body Position and Breath Information Distribution Relationship

Body Position	Hypopnea(H)	OSA	CSA	MSA	Total
Supine	1	44	116	0	161
Left Side	0	0	0	0	0
Right Side	0	17	36	0	53
Prostrate	0	0	0	0	0

Body Position Trend Plot

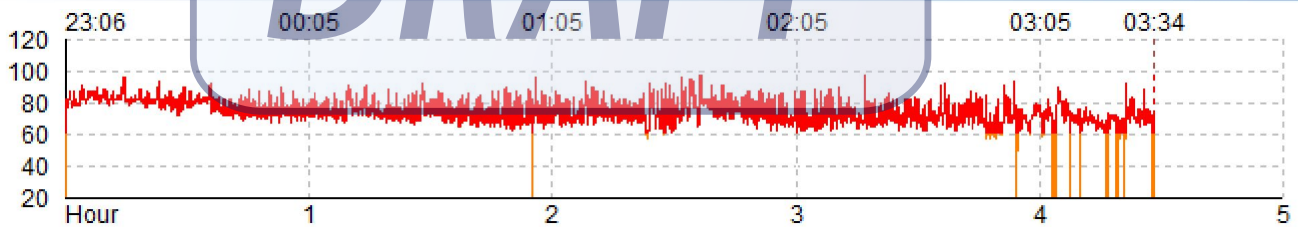


	Suprine	Left Side	Right Side	Prostrate
Duration(HH:MM:SS)	02:37:20	00:02:42	01:46:25	00:01:33
% in Total Time	58.7%	1.0%	39.7%	0.6%

D. Pulse Information

Max Pulse: 97 Min Pulse: 57 AVG Pulse: 74.8
 Max Pulse in Max Breath Events: 86 BPM

Pulse Trend Plot



E. Summary Information

AHI: 49.7 Snore Index: 121.6 SpO2 Index: 67.1 Min SpO2: 57
 OSA Count: 61 CSA Count: 152 MSA Count: 0 Hypopnea Count: 1

F. Doctor Evaluation

1? Sleep Apnea: Conformity Inconformity Simple Snoring

Type: OSA CSA MSA Hypopnea

Level: Slight Moderate Serious

2? Sleep Hypoxemia: Slight Moderate Serious

3? Blood pressure after waking: Normal Raised Lower

4? Therapy: CPAP Otorhinolaryngologic Operation Stomatology Operation

Denture/Mouth Containing Device Chang Sleep Position Lose Weight

5? Suggestion:

Physician's Signature:

Date: